

**Report of the Superintendent and
Administrative Staff to the
Tredyffrin/Easttown Board of School Directors**

**Richard Gusick, Superintendent of Schools
Tredyffrin/Easttown School District
Conestoga High School
200 Irish Road
Berwyn, PA 19312**

District Web Site: www.tesd.net

**September 25, 2017
Regular Board Meeting
7:30 P.M.**

AGENDA

I. Call to Order and Pledge to the Flag

II. Report from Student Representatives

III. Report from Professional Staff: None

IV. Students, Staff and Program Highlights

Valley Forge Elementary School Fourth Graders Welcome New Students

Valley Forge Elementary Students Demonstrate Leadership Skills

Valley Forge Elementary Celebrates Peace Day

Conestoga High School Students Recognized by National Merit Scholarship Corporation

V. Comments and/or Questions from Community Members

Citizens are invited to address the Board at this time. The public comment period is reserved for residents and taxpayers. Additionally, the Board will accept comments from sitting public officials for non-campaigning purposes and, by agreement with the TEEA and TENIG, the Board will accept comments from the union presidents. The Board requests that each public comment made during this first opportunity be limited to items on the agenda. A five minute time period is

- The agenda and materials are posted online for public information. Posted agenda information is updated as needed. A date at the bottom of a page indicates revised information
- A review copy of complete Board meeting materials is available in printed form at the Board meeting sign-in table.
- Abbreviated print copies of agenda materials are available at Board public meetings.
- Criteria for omitting pages from printed agenda materials: attachments of 10 pages or more, monthly financial reports, confidential student information, salaries and items annotated in the agenda.
- Please visit the District website for a recap of this meeting. Official meeting minutes are available on the website following their approval by the Board at a subsequent meeting.
- To receive email notification of District information, send an email to **notification1@tesd.net**
- The Board, at its discretion, may video record all or any portion of public Board meetings subject to the limitations set forth in Policy 9313. Board meeting videos are aired on Verizon Cable Channel 20 and Comcast Cable Channel 14. See the website for a program schedule.

allowed for individual comments, including acknowledgement or answer from the Board or staff when applicable. If it is determined that there is a large number of individuals who wish to comment on a particular topic, at the discretion of the presiding officer, the individual comment time may be reduced from five minutes to three minutes. All comments will be directed to the Board as a whole or to the presiding officer. No comments or questions shall be directed to individual Board members. If there is a large number of comments on a priority discussion topic during the first comment period, comments on that topic may be suspended until the priority discussion public comment period. Additional time is provided following any Priority Discussion/Action presentation and again at the end of the meeting for public comment on other topics. All public comments and responses must be in the spirit of civil public discourse. The Board thanks the public in advance for its cooperation.

VI. Priority Discussion

None.

VII. Committee and Ambassador Reports

A. Ad Hoc Public Information Committee – Roberta Hotinski

B. Policy – Kevin Buraks

The next meeting will be held at 7:00 p.m. on October 18, 2017 in the TEAO.

C. Diversity – Michele Burger

The next meeting will be held at 7:00 p.m. on October 25, 2017 in the TEAO.

D. Finance – Todd Kantorczyk

The next meeting will be held at 7:00 p.m. on October 16, 2017 in the TEAO.

E. Facilities – Michele Burger

The next meeting will be held at 7:00 p.m. on October 10, 2017 in the TEAO.

F. Education – Katharine Murphy

The next meeting will be held at 6:30 p.m. on October 4, 2017 in the TEAO.

G. Ad Hoc Legislative – Edward Sweeney

H. Intermediate Unit/Technical School – Rev. Scott Dorsey

VIII. Consent Agenda

Although Board action is required, it is generally unnecessary to hold discussion on these items. With the consent of all members, they are therefore grouped and approval is given in one motion. In the event a Board member wants to discuss any item, the Board President will move it to an appropriate place on the agenda. A Board member may vote nay or abstain with respect to a consent agenda item without the need for removing the item from the consent agenda.

A. Minutes of the August 28, 2017 Regular Board Business Meeting

B. Receive Financial Reports

The Board will take action on payment of current invoices and payroll.

- | | |
|---------------------------|--------------------------------|
| A. Fund Balance | G. Budget Transfers |
| B. Investments | H. Student Activity Funds |
| C. Revenues Summary | I. Capital Projects Fund |
| D. Revenues | J. Capital Projects Bonds Fund |
| E. Appropriations Summary | K. Cafeteria Fund |
| F. Appropriations | L. Check Register |
| | M. Trust Fund |

FURTHER, that the Treasurer is authorized to pay current invoices and payroll from the General Fund not to exceed the amount of \$15,000,000.00 for the month of October.

FURTHER, that the Treasurer was authorized and therefore did pay invoices and payroll from the General Fund in the actual amount of \$7,603,801.36 for the month of May, \$7,425,466.89 for the month of July, and \$7,725,118.01 for the month of August.

C. Personnel

1. Routine Personnel Actions

The Board will take action on routine resignations, releases, retirements, leaves, and appointments. The Board will also take action to record the names of volunteers who have served in the schools in recent weeks.

2. Athletic Position Recommendations for the 2017-2018 School Year
3. Non-Athletic Position Recommendations for the 2017-2018 School Year
4. Department Chair and Team Facilitator Recommendations for the 2017-2018 School Year
5. Event Worker Pay Rates for the 2017-2018 School Year
6. Contracted Services for the 2017-2018 School Year

D. Curriculum and Instruction

1. 2017-2018 Federal Consolidated Grant – Title I: Improving Basic Programs, Title II: Supporting Effective Instruction
2. Additional 2017-2018 Classroom and Supplementary Textbooks

E. Business Office

1. Acceptance of Gifts
2. Change Orders

F. Staff and Students

1. Educational Services Agreements
2. Contract with Approved Private School
3. Authorization of Diplomas

G. Transportation

None.

H. School Board

1. 2017-2018 District Level Goals
2. Pennsylvania School Board Association (PSBA) Leadership Ballot and PSBA Insurance Trust Board Ballot

IX. Other Actions Under Consideration

A. Policies for First Reading

The following policies will be considered on a first reading basis as ready for adoption at the next regular Board meeting.

1. Draft Policy 1126: Website Accessibility, First Reading
 1. Questions from the Board
 2. Comments and/or Questions from Community Members
 3. Board Discussion/Deliberation/Action
2. Revised Policy 4030: Appointment of Employees and Required Certifications, First Reading
 1. Questions from the Board
 2. Comments and/or Questions from Community Members
 3. Board Discussion/Deliberation/Action
3. Revised Policy 4035: Dress and Appearance, First Reading
 1. Questions from the Board

2. Comments and/or Questions from Community Members
3. Board Discussion/Deliberation/Action
4. Revised Policy 5436: Reporting Suspected Child Abuse, First Reading
 1. Questions from the Board
 2. Comments and/or Questions from Community Members
 3. Board Discussion/Deliberation/Action

X. Comments or Questions from Community Members

The public comment period for non-agenda items is reserved for residents and taxpayers.

XI. Information

A. School Board Meetings

In accordance with Act 93 of 1998 (Sunshine Law), the Board of School Directors met on the following dates/times in executive session to discuss items in one or more of the following areas: personnel, litigation, legal matters, confidential information, labor relations, real estate or land acquisition.

September 13, 2017 at 7:45 p.m.

September 25, 2017 at 6:00 p.m.

Future School Board Business Meetings are scheduled for:

Monday, October 23, 2017, Regular Board Business Meeting – 7:30 p.m. at Conestoga High School, 200 Irish Road, Berwyn

Monday, November 13, 2017, Regular Board Business Meeting – 7:30 p.m. at Conestoga High School, 200 Irish Road, Berwyn

Monday, December 4, 2017, Regular Board Business Meeting – 7:30 p.m. at Conestoga High School, 200 Irish Road, Berwyn

B. Information

1. International Exchange Students
2. Additional 2017 Summer Workshop Summary Reports

XII. General Announcements

XIII. Adjournment

**Report of the Superintendent and Administrative Staff
to the Tredyffrin/Easttown Board of School Directors**

**September 25, 2017
Regular Board Meeting
7:30 P.M.**

AGENDA MATERIALS

VIII, Consent Agenda

VIA: Richard Gusick, Superintendent of Schools

Action Under Consideration: That the Board of School Directors approves the following Recommended Actions under the Consent Agenda (VIII):

- A. Minutes of the August 28, 2017 Regular Board Business Meeting
- B. Receive Financial Reports
- C1. Routine Personnel Actions
- C2. Athletic Position Recommendations for the 2017-2018 School Year
- C3. Non-Athletic Position Recommendations the 2017-2018 School Year
- C4. Department Chair and Team Facilitator Recommendations for the 2017-2018 School Year
- C5. Event Worker Pay Rates for the 2017-2018 School Year
- C6. Contracted Services for the 2017-2018 School Year
- D1. 2017-2018 Federal Consolidated Grant- Title I: Improving Basic Programs, Title II: Supporting Effective Instruction
- D2. Additional 2017-2018 Classroom and Supplementary Textbooks
- E1. Acceptance of Gifts
- E2. Change Orders
- F1. Educational Services Agreements
- F2. Contract with Approved Private School
- F3. Authorization of Diplomas
- H1. 2017-2018 District Level Goals
- H2. Pennsylvania School Board Association (PSBA) Leadership Ballot and PSBA Insurance Trust Board Ballot

Although Board action is required, it is generally unnecessary to hold discussion on these items. With the consent of all members, they are therefore grouped and approval is given in one motion. In the event a Board member wants to discuss any item, the Board President will move it to an appropriate place on the agenda. A Board member may vote no or abstain with respect to Consent Agenda items without the need for removing the item from the Consent Agenda.

Consent VIII, A: Minutes of the August 28, 2017, Regular Board Business Meeting

VIA: Arthur J. McDonnell, Business Manager/Board Secretary

Action Under Consideration: That the Board of School Directors approves the minutes of the August 28, 2017 Regular Board Business Meeting (see attachment):

The Tredyffrin/Easttown Board of School Directors met in regular session on the above date at Conestoga High School, 200 Irish Road, Berwyn.

Members present: Kevin Buraks, Michele Burger, Douglas Carlson, Scott Dorsey, Roberta Hotinski, Todd Kantorczyk, Virginia Lastner, Katharine Murphy and Edward Sweeney.

Others in attendance:

Richard Gusick, Superintendent of Schools;
Arthur J. McDonnell, Business Manager/Board Secretary;
David Francella, Treasurer;
Ken Roos, District Solicitor;
Jeanne Pocalyko, Director of Human Resources;
Chris Groppe, Director of Individualized Student Services;
Wendy Towle, Director of Curriculum, Instruction, Staff Development, and Planning;
Mark Cataldi, Director of Assessment and Accountability;
Mike Szymendera, Director of Instructional Technology;
Oscar Torres, Director of State and Federal Programs/Curriculum Supervisor;
Nancy Adams, Curriculum Supervisor;
Pat Gately, Curriculum Supervisor;
Jeanne Braun, Coordinator of Volunteer Services;
Amy Meisinger, Principal, Conestoga High School;
Patrick Boyle, Assistant Principal, Conestoga High School;
Matt Gibson, Principal, Valley Forge Middle School;
Karen Whyte, Principal, New Eagle Elementary School;
and members of the press.

Call to Order and Pledge to the Flag

Comments/Questions from Community Members:

- Cindy Verguldi commented on summer construction projects and communications with the community.
- Ray Clarke commented on agreements listed on the Consent Agenda.

Priority Discussion/Action

Proposed 2017-2018 District Level Goals

Dr. Gusick presented the proposed District level goals for the 2017-2018 school year. Following refinements, the goals will be presented for Board adoption at the September 25, 2017 Regular Board Business meeting.

Board Discussion

- Todd Kantorczyk commented on the Proposed 2017-2018 District Level Goals.
- Virginia Lastner commented on the Proposed 2017-2018 District Level Goals.
- Scott Dorsey commented on the Proposed 2017-2018 District Level Goals.
- Roberta Hotinski commented on the Proposed 2017-2018 District Level Goals.
- Ed Sweeney commented on the Proposed 2017-2018 District Level Goals.
- Kate Murphy commented on the Proposed 2017-2018 District Level Goals.
- Michele Burger commented on the Proposed 2017-2018 District Level Goals.
- Doug Carlson commented on the Proposed 2017-2018 District Level Goals.
- Kevin Buraks commented on the Proposed 2017-2018 District Level Goals.

Comments/Questions from Community Members:

- Ray Clarke commented on the Proposed 2017-2018 District Level Goals.
- Doug Anestad commented on the process of funding the Capital Budget and School Safety.

- Mike Baskin commented on the Proposed 2017-2018 District Level Goals.

Board Discussion

- Ed Sweeney commented on the Proposed 2017-2018 District Level Goals.
- Todd Kantorczyk commented on the Proposed 2017-2018 District Level Goals.
- Kevin Buraks commented on the Proposed 2017-2018 District Level Goals.
- Roberta Hotinski commented on the Proposed 2017-2018 District Level Goals.
- Virginia Lastner commented on the Proposed 2017-2018 District Level Goals.
- Michele Burger commented on the Proposed 2017-2018 District Level Goals.

Committee and Ambassador Reports

- A. Diversity - Michele Burger
- B. Facilities - Michele Burger
- C. Finance – Todd Kantorczyk
- D. Education – Katharine Murphy
- E. Ad Hoc Public Information Committee – Roberta Hotinski
- F. Ad Hoc Legislative – Edward Sweeney
- G. Policy – Kevin Buraks
- H. Intermediate Unit/Technical School – Scott Dorsey

Consent Agenda

Minutes of the June 12, 2017 Regular Board Business Meeting and August 7, 2017 Special Board Business Meeting

The Board of School Directors approved the minutes of the June 12, 2017 Regular Board Business Meeting and August 7, 2017 Special Board Business Meeting.

Preliminary Authorization of Accounts Payable and Payroll

The Board of School Directors approved payment of current invoices and payroll as stated below:

FURTHER RESOLVED, that the Treasurer is authorized to pay current invoices and payroll from the General Fund not to exceed the amount of \$23,000,000.00 for the month of September.

Routine Personnel Actions

Resignations/Releases/Retirements

The Board of School Directors approved the following resignations/releases/retirements:

- Darlene Adams, substitute teacher, District, resignation, effective 7/24/17
- Anna Barba, substitute teacher, District, resignation, effective 8/1/17
- Lori Benedict, homebound tutor, District resignation, effective 7/11/17
- Christopher Bernholdt, substitute teacher, District, resignation, effective 8/16/17
- Linda Bogan, general kitchen worker, T/E Middle, resignation, effective 7/28/17
- Amy Brotschul, substitute teacher, District, resignation, effective 7/28/17
- Carolyn Colavecchio, secretary “A”, Valley Forge Middle, resignation, effective 9/1/17
- Jodie Davis, substitute teacher, District, resignation, effective 7/25/17
- Jodi Desimone, paraeducator, Hillside Elementary, resignation, effective 7/26/17
- Rebecca Dilenno, substitute teacher, District, resignation, effective 7/10/17
- Stephen Eberly, substitute teacher, District, resignation, effective 7/5/17
- Suzanne Freedman, substitute teacher, District, retirement, effective 6/16/17
- Danielle Galloway, general kitchen worker, Valley Forge Middle, resignation, effective 7/18/17
- Curtis Ginton, custodian, Hillside Elementary, resignation, effective 8/25/17
- Brenda Hansen, paraeducator, Valley Forge Middle, resignation, effective 6/14/17
- Tessa Harvey, substitute teacher, District, resignation, effective 8/15/17
- Marnie Herzfeld, substitute teacher, District, resignation, effective 7/9/17

Michele Kiss, substitute teacher, District resignation, effective 8/2/17
 Nicole Lex, substitute teacher, District, resignation, effective 7/7/17
 Melissa McCarthy, substitute teacher, District, resignation, effective 8/5/17
 Mary McGlinchey, substitute teacher, District, resignation, effective 8/14/17
 Katherine Miller, teacher, T/E Middle, resignation, effective 8/8/17
 Susan Monaghan, substitute teacher, District, resignation, effective 7/10/17
 Kyle Oram, substitute teacher, District, resignation, effective 7/11/17
 Kimberly Perry-Malloy, school nurse, District, resignation, effective 6/12/17
 Alice Pirri, substitute teacher, District, resignation, effective 7/20/17
 Adolph Poche, substitute teacher, District, resignation, effective 7/20/17
 Jessica Pragada, substitute teacher, District, resignation, effective 7/1/17
 Amanda Reichert, substitute teacher, District, resignation, effective 8/2/17
 Karen Sabatini, teacher, 2017 ESY Program, resignation, effective 7/6/17
 Kaitlin Sallade, substitute teacher, District, resignation, effective 8/21/17
 Carol Shalom, substitute teacher, District, resignation, effective 7/8/17
 James Sipio, substitute teacher, District, resignation, effective 8/8/17
 Constance Clay Sondhi, substitute teacher, District, resignation, effective 8/9/17
 Lynda Spencer, paraeducator, Hillside Elementary, resignation, effective 7/31/17
 Emily Stevens, substitute teacher, District, resignation, effective 7/12/17
 Erica Waldron, substitute teacher, District, resignation, effective 7/1/17
 Devon Walker, substitute teacher, District, resignation, effective 8/5/17
 Daniel Wasson, substitute teacher, District, resignation, effective 8/3/17
 Michael Werley, substitute teacher, District, resignation, effective 8/17/17
 Annmarie Winfield, paraeducator, Conestoga, resignation, effective 6/14/17
 Teresa Winters, general kitchen worker, Beaumont Elementary, retirement, effective 8/12/17
 Amy Wisniewski, substitute teacher, District, resignation, effective 8/3/17

Appointments

The Board of School Directors approved the following appointments; changes in position and/or location:

Guadalupe Baldizon, teacher, Temporary Professional Employee Contract, Hillside Elementary, salary based and prorated on an annual salary of \$51,100, effective 8/1/17**
 James Bankert, Athletic Program Supervisor, Conestoga, stipend of \$2,000, effective for 2017-18 school year
 Annie Baranik, teacher, Long Term Substitute Contract, Hillside Elementary, salary based and prorated on an annual salary of \$51,100, effective 7/1/17 to 6/30/18**
 Emily Bender, teacher, Long Term Substitute Contract, Valley Forge Middle, salary based and prorated on an annual salary of \$51,100, effective 7/1/17 to 6/30/18**
 Venkata Bhamidipati, (.69) paraeducator, change in location to Hillside Elementary, effective 8/23/17
 Ashley Blanks, teacher, Temporary Professional Employee Contract, Conestoga, salary based and prorated on an annual salary of \$51,100, effective 7/1/17* **
 Patrick Boyle, Athletic Program Supervisor, Conestoga, stipend of \$2,000, effective for 2017-18 school year
 Maray Caravera, custodian, T/E Middle, at an hourly rate of \$14.19, effective 8/24/17*
 Lauren Carreon, teacher, change in location to T/E Middle, effective 7/1/17
 Deborah Chiarello, (.69) FTE paraprofessional, Hillside Elementary, at an hourly rate of \$18.87, effective 6/15/17
 Steven Chiorazzi, teacher, Temporary Professional Employee Contract, Conestoga, salary based and prorated on an annual salary of \$52,450, effective 7/1/17**
 Brianna Ciccanti, change in FTE to (1.0) teacher, Temporary Professional Employee Contract, Valley Forge Middle, effective 8/1/17
 John Correale, substitute teacher, District, effective 6/15/17
 Joellen Corrocher, teacher, Temporary Professional Employee Contract, Conestoga, salary based and prorated on an annual salary of \$51,100, effective 7/1/17* **
 Kaitlyn Courtney, teacher, Temporary Professional Employee Contract, Conestoga, salary based and prorated on an annual salary of \$54,699, effective 7/1/17* **

Mary Beth Crawford, teacher, change in location to Hillside Elementary, effective 7/1/17

Valerie Cunningham, (.5) teacher, Temporary Professional Employee Contract, Conestoga, salary based and prorated on an annual salary of \$51,100, effective 8/1/17* **

Joyanna Daniel, teacher, Temporary Professional Employee Contract, T/E Middle & Valley Forge Middle, salary based and prorated on an annual salary of \$50,250, effective 8/1/17* **

Megan Desjardins, (.5) teacher, Temporary Professional Employee Contract, New Eagle Elementary, salary based and prorated on an annual salary of \$50,250, effective 8/1/17 **

Kristin Diamond, change in FTE to (1.0) teacher, Professional Employee Contract, Devon Elementary, effective 7/1/17

Katelyn Diehl, teacher, Long Term Substitute Contract, T/E Middle, salary based and prorated on an annual salary of \$50,250, effective 7/1/17 to 1/29/18* **

Anthony DiLella, Athletic Program Supervisor, Conestoga, stipend of \$2,000, effective for 2017-18 school year

Amanda Donia, teacher, Long Term Substitute Contract, New Eagle Elementary, salary based and prorated on an annual salary of \$50,250, effective 8/1/17 to 6/30/18* **

Elizabeth Dragonjac, substitute teacher, District, effective 8/11/17*

Katrina Draves, teacher, change in location to Valley Forge Middle, effective 7/1/17

Kristine Fagerman, teacher, Long Term Substitute Contract, Conestoga, salary based and prorated on an annual salary of \$61,950 effective 8/1/17 to 6/30/18* **

Alison Ferriola, teacher, Professional Employee Contract, Conestoga, salary based and prorated on an annual salary of \$89,100, effective 7/1/17 (upon release)* **

Kirsten Firestine, teacher, Professional Employee Contract, Valley Forge Elementary, salary based and prorated on an annual salary of \$54,699, effective 8/1/17* **

Ellen Ford, substitute teacher, District, effective 8/18/17*

Alexander Foulke, teacher, Temporary Professional Employee Contract, T/E Middle & Valley Forge Middle, salary based and prorated on an annual salary of \$50,250, effective 8/1/17 **

Kari Galie, secretary "B", Conestoga, at an hourly rate of \$23.79, effective 7/12/17

Erin Gallagher, teacher, Temporary Professional Employee Contract, Valley Forge Middle & Hillside Elementary, salary based and prorated on an annual salary of \$50,250, effective 7/1/17 **

Louise Gardner, summer security, District, at an hourly rate of \$12.27 effective 6/19/17 to 8/22/17

Tracey Gilbertie, teacher, change in location to (.5) Valley Forge Middle and (.5) Conestoga, effective 7/1/17

Shawn Goff, teacher, Long Term Substitute Contract, New Eagle Elementary, salary based and prorated on an annual salary of \$50,250, effective 8/1/17 to 1/29/18**

Deborah Gordon, change in FTE to (.81) 10 month secretary/clerk "C", TEAO, effective 7/1/17

Kristine Gregg, teacher, Long Term Substitute Contract, T/E Middle, salary based and prorated on an annual salary of \$52,450, effective 9/29/17 to 1/29/18* **

Aaron Gutter, teacher, change in location to (.6) T/E Middle and (.4) Conestoga, effective 8/15/17

Lindsay Hannigan, teacher, Professional Employee Contract, Valley Forge Middle, Hillside Elementary, New Eagle Elementary and Valley Forge Elementary, salary based and prorated on an annual salary of \$81,480, effective 7/1/17* **

Miranda Hoenl, keystone remediation tutor, District, at an hourly rate of \$55.00, effective 6/19/17 to 8/22/17

Patrick Humbert, teacher, Temporary Professional Employee Contract, T/E Middle, salary based and prorated on an annual salary of \$58,300, effective 7/1/17* **

Renee Jacobs, keystone remediation tutor, District, at an hourly rate of \$55.00, effective 6/19/17 to 8/22/17

Mary Katherine Kamfonas, teacher, change in location to T/E Middle, effective 7/1/17

Matthew Kaminskas, security, Conestoga, at an hourly rate of \$15.21, effective 8/17/17*

Bernadette Kearns, teacher, change in location to T/E Middle, effective 7/1/17

Rita Khalaila, payroll/clerk "A", TEAO, at an hourly rate of \$19.80, effective 6/27/17

Daniel Kinkade, teacher, Long Term Substitute Contract, Valley Forge Middle, salary based and prorated on an annual salary of \$50,250, effective 8/23/17 to 11/27/17 **

Lisa Klein, substitute teacher, 2017 ESY Program, at an hourly rate of \$35.00

Rebecca Kline, teacher, Long Term Substitute Contract, Conestoga, salary based and prorated on an annual salary of \$51,250, effective 7/1/17 to 6/30/18* **

Barbara Kupp, school nurse, change in location to Valley Forge Middle, effective 7/1/17

Patricia Lanahan, secretary "B", Conestoga, at an hourly rate of \$18.30, effective 7/1/17

Kaitlyn Mancuso, teacher, Long Term Substitute Contract, Hillside Elementary, salary based and prorated on an annual salary of \$50,250, effective 8/1/17 to 1/29/18 **

Rebecca Maxwell, keystone remediation tutor, District, at an hourly rate of \$55.00, effective 6/19/17 to 8/22/17

Melissa McConaghy, teacher, change in location to (.9) Beaumont Elementary (.1) New Eagle Elementary, effective 8/23/17

Ashlyn McElroy, teacher, change in location to (.8) Devon Elementary and (.2) Beaumont Elementary, effective 7/1/17

Michael McGlinchey, custodian, Conestoga, at an hourly rate of \$14.19, effective 8/18/17*

Marie McGuire, teacher, Professional Employee Contract, Valley Forge Middle, salary based and prorated on an annual salary of \$61,950, effective 8/1/17 **

Catherine McKee, teacher, Temporary Professional Employee Contract, Conestoga, salary based and prorated on an annual salary of \$51,250, effective 7/1/17**

Sydney Monte, (.59) general kitchen worker, T/E Middle, at an hourly rate of \$12.15, effective 8/22/17

James Moran, teacher, Temporary Professional Employee Contract, (.5) Conestoga and (.5) Valley Forge Middle, salary based and prorated on an annual salary of \$50,250, effective 7/1/17**

Karen Mull, math itinerant teacher, Valley Forge Middle & T/E Middle, at an hourly rate of \$55.00, effective 8/23/17*

Timothy Mumford, teacher, change in location to (.5) TE Middle, (.5) Conestoga, effective 7/1/17

Rose Mary Murphy, substitute nurse, at an hourly rate of \$19.61, effective 7/1/17

Lisamarie Nash, secretary "A", maintenance, at an hourly rate of \$20.35, effective 7/24/17*

Samantha Nelson, keystone remediation tutor, District, at an hourly rate of \$55.00, effective 6/19/17 to 8/22/17

Nhutquan Nguyen, summer crew, Maintenance, at an hourly rate of \$10.58, effective 6/13/17 to 8/22/17*

Lauren Nordsiek, keystone remediation tutor, District, at an hourly rate of \$55.00, effective 6/19/17 to 8/22/17

Sean O'Hara, substitute maintenance, District, at an hourly rate of \$13.81, effective 6/19/17 to 8/22/17

Mary Parente, teacher, Professional Employee Contract, T/E Middle, salary based and prorated on an annual salary of \$83,900, effective 8/1/17* **

Keri Phillips, (.5) teacher, Temporary Professional Employee Contract, Conestoga, salary based and prorated on an annual salary of \$55,648, effective 7/1/17**

Kirby Pohlidal, teacher, Temporary Professional Employee Contract, Conestoga, salary based and prorated on an annual salary of \$53,100, effective 7/1/17 (upon release)* **

Danielle Poulin, teacher, Temporary Professional Employee Contract, Conestoga, salary based and prorated on an annual salary of \$53,100, effective 8/1/17* **

Anita Rao, teacher, Long Term Substitute Contract, Valley Forge Middle, salary based and prorated on an annual salary of \$50,250, effective 8/23/17 to 11/17/17* **

Elizabeth Rath, teacher, change in location to Hillside Elementary, effective 7/1/17

Elizabeth Reed, (.7) school nurse, Temporary Professional Employee Contract, Conestoga, salary based and prorated on an annual salary of \$51,100, effective 7/1/17* **

James Reilly, summer crew, Maintenance, at an hourly rate of \$9.92, effective 6/27/17 to 8/22/17*

Doree Roller, secretary "C", Conestoga, at an hourly rate of \$16.24, effective 8/8/17

Melissa Salzberg, teacher, change in location to T/E Middle, Beaumont Elementary, Devon Elementary, & Hillside Elementary, effective 7/1/17

Marie Sarvas, secretary "B", T/E Middle, at an hourly rate of \$18.30, effective 8/2/17*

Lauren Shinfeld, change in FTE to (1.0) school nurse, Temporary Professional Employee Contract, Hillside Elementary & Valley Forge Elementary salary based and prorated on an annual salary of \$50,250, effective 7/1/17* **

Richard Smith, teacher, change in location to T/E Middle, effective 7/1/17
 Kristen Southmayd, teacher, Temporary Professional Employee Contract, Devon Elementary, salary based and prorated on an annual salary of \$54,699, effective 7/1/17* **
 Kimberly Stegner, keystone remediation tutor, District, at an hourly rate of \$55.00, effective 6/19/17 to 8/22/17
 Ellen Turk, teacher, change in location to TEAO, effective 7/1/17
 Renee Vardouniotis, teacher, change in location to (.8) Valley Forge Elementary and (.2) New Eagle Elementary, effective 7/1/17
 Trevor Viviani, change in FTE to (1.0), Professional Employee Contract, Valley Forge Middle, effective 7/1/17
 Shannon Weiss, security, Conestoga, at an hourly rate of \$15.21, effective 8/23/17*
 Danielle Wenzel, teacher, Long Term Substitute Contract, T/E Middle, salary based and prorated on an annual salary of \$54,699, effective 8/23/17 to 1/29/18* **
 Misty Whelan, Athletic Program Supervisor, Conestoga, stipend of \$2,000, effective for 2017-18 school year
 Haleigh Williams, teacher, Long Term Substitute Contract, Valley Forge Middle, salary based and prorated on an annual salary of \$50,250, effective 8/1/17 to 1/29/18* **
 Wendi Wilson, keystone remediation tutor, District, at an hourly rate of \$55.00, effective 6/19/17 to 8/22/17
 Janet Wolfe, keystone remediation tutor, District, at an hourly rate of \$55.00, effective 6/19/17 to 8/22/17
 Casey Young, teacher, Temporary Professional Employee Contract, Valley Forge Middle, salary based and prorated on an annual salary of \$51,250, effective 8/1/17 **

- * Employment contingent upon appropriate Personnel processing and State and Federal requirements.
- ** Salary subject to negotiated contract with the Tredyffrin/Easttown Educational Association for 2017-18 school year.

Probationary Period Wage Adjustment

The Board of School Directors approved the following wage adjustments consistent with the Collective Bargaining Agreement for the following employees who have completed their 90-day probationary period:

Ferdinand Ferraro, general kitchen worker, Conestoga, effective 5/25/17
 Robert Kinch, security, District, effective 6/12/17

Tenure

The Board, pursuant to the Teacher Tenure Act, approved professional employment contracts with the following employees effective July 1, 2017:

Kyle Boyer	William Rive
Kathleen Buckley	Ryan Roberts
Monica Cellucci	Melissa Salzberg
Justin Davey	Kimberly Stegner
Rebecca Johnson	Marquis Weeks

Volunteer Report

CONESTOGA HIGH SCHOOL

Administrative Mailing

Jeanette Alwine	Nikki Blagden	Amy Buck	Judith Dunn
Suzanne Emerson	Nicole Kent	Kristy Moesler	Jennifer Roessler
Cindy Sillhart	Debbie Stern	Michele Stevenson	Jeanne Swope
Diane Ward	Karen Williams	Darcy Wieser	

Freshman Picnic Invitations & Welcome Letter

Melanie Brandish
Jennifer Marsala

Rebecca Emory
Leslie Seibel

Veena Gaiwad

Katrina Hottenstein

Contracted Services for the 2017-2018 School Year

The Board of School Directors approved the following vendors to provide services to students during the 2017-2018 school year:

<u>Contractor</u>	<u>Description of Work</u>	<u>Rates</u>
CPS Professional Services, LLC	Investigative Services	\$95 per hour
Education, Inc.	Home Tutoring, Evaluations and Risk Assessments	Rate Change: \$45.50 per hour
Green Valley Academy	Tutoring Services, Counseling Sessions	Rate changed: \$2,950 FT Student, \$2,950 ESY (6 weeks) Day Program: Regular Day \$145/day; Day with Individual Support \$200/day
Dr. Kristen Herzel	Conduct Neuropsychological Evaluations	Rate Correction: \$4,000 per evaluation
Deb Hutchinson	Speech & Language Therapist	\$65 per hour
Dr. MaryIn Vogel	To conduct psychological evaluations	\$3,900 for full evaluation \$600 school visit

Athletic Position Recommendations for the 2017-2018 School Year

The Board of School Directors confirmed the administrative recommendations for the athletic positions for the fall season of the 2017-2018 school year at the stipends set forth in the attached list:

<u>School</u>	<u>Type</u> <u>Coach</u>	<u>Sport</u>	<u>Full Name</u>	<u>Step</u>	<u>Annual</u> <u>Stipend</u>
CHS		Asst to Athletic Director	Jessica McCloskey	2	\$19,220.00
CHS		Cheerleading	Margaret Cannon	2	\$4,099.00
CHS	Head	Cross Country	Richard Hawkins	2	\$5,989.00
CHS	Asst to Head	Cross Country	Mark Tirone	1	\$2,916.00
CHS	Asst	Cross Country	Alexander Rives	1	\$2,639.00
CHS	Asst	Cross Country (flex)	Joseph Puleo	1	\$1,172.88
CHS	Head	Football	Marquis Weeks	1	\$6,154.00
CHS	Asst	Football	Justin Davey	1	\$3,736.00
CHS	Asst	Football	Matthew Diamond	2	\$5,359.00
CHS	Asst	Football	Justin Giles	1	\$3,736.00
CHS	Asst	Football	Ernest Hadrick	1	\$3,736.00
CHS	Asst to HC	Football	Matthew Kaminskas	1	\$3,736.00
CHS	Asst	Football	Kamari Stroman	1	\$3,736.00
CHS	Head	Football - Freshman	Brian Samson	2	\$5,674.00
CHS	Asst	Football - Freshman	Aaron Lockard	1	\$2,417.00
CHS	Asst	Football - Freshman (.5)	James Moran	1	\$1,616.00
CHS	Head	Golf	John Jones	2	\$4,728.00
CHS	JV	Golf	Brian Gallagher	1	\$2,198.00
CHS		Golf - Developmental	Peter Geralamo	1	\$1,200.00
CHS	Head	Hockey -Varsity	Kerry deVries	1	\$5,274.00
CHS	Asst to Head	Hockey	Alicia Govannicci	1	\$2,198.00
CHS	Head	Hockey - JV	Katherine Barthelmeh	1	\$3,298.00
CHS	JVB	Hockey	Kristin Whitaker	1	\$3,076.00
CHS	Head	Soccer - boys	David Zimmerman	2	\$7,566.00

CHS	Asst to HC	Soccer - boys	Blake Stabert	2	\$2,916.00
CHS	Asst	Soccer - boys JV	Christopher Engels	1	\$3,298.00
CHS	Head	Soccer - boys Freshman	Charles Erwin	2	\$4,413.00
CHS	Head	Soccer - girls	Benjamin Wilson	1	\$5,274.00
CHS	Asst to HC	Soccer - girls	Brittany Nicoline	1	\$2,198.00
CHS	JV	Soccer - girls	Alexandra Stone	1	\$3,298.00
CHS	JVB	Soccer - girls	Caitlin Wilson	1	\$3,298.00
CHS	Head	Tennis - girls	Fran Tomaselli	2	\$5,359.00
CHS	Asst	Tennis - girls	Beverly McGeehan	2	\$3,467.00
CHS	Head	Volleyball	Diana Felker	2	\$5,359.00
CHS	Asst	Volleyball	Amanda Capolupo	1	\$2,417.00
CHS	Asst to HC	Volleyball	Olivia Kunc	1	\$2,198.00
CHS	Head	Volleyball Freshman	Allie Soto	2	\$4,099.00
CHS		Intramurals	Kevin Strogan	2	\$3,525.00
CHS		Intramural Assistant	Edward Sharick	1	\$420.00

Additional 2017 Summer Workshops and Participants

The Board of School Directors approved the following workshops and participants at a rate of \$40 per hour in accordance with School Board Policy #4505 and the negotiated agreement.

Middle School Counseling Career Programs:

Date: August 3

Time: 8:00 a.m. to 1:00 p.m.

Directors: Mark Cataldi/Misty Whelan

Participants: 3 middle school counselors

Participants will identify career education resources that meet the needs of middle school students. A plan to enhance the current career resources will be developed and implemented in the 2017-2018 school year.

AP Research:

Dates: August 14, 17-18

Time: 8:00 a.m. to 1:00 p.m.

Director: Nancy Adams

Participants: Tricia Ebarvia and Janet Wolfe

Participants will design the curriculum for the new, AP Research course to include a planned curriculum document, unit syllabi, and assessments.

Acceptance of Gifts

The Board of School Directors accepted with pleasure and appreciation the following donations:

50 Art/Science Lab Stools and Art Smocks donated by Jenny Lightman to the New Eagle Elementary School valued at \$3,650.

43 iPads, 43 iPad cases and 4 charging stations donated by the Valley Forge Elementary PTO to the Valley Forge Elementary School valued at \$14,259.75.

10 Osmos Kits and Coding Kits donated by the Valley Forge Elementary PTO to the Valley Forge Elementary School valued at \$1,874.25.

Classroom signage donated by New Eagle Elementary School PTO to the New Eagle Elementary School valued at \$1,000.00.

Authorization to Prepare Specifications and Solicit Bids for the 2018-2019 School Year

The Board of School Directors authorized the administration to prepare specifications and solicit bids for items to be included in the 2018-2019 school year budget.

Agreement with The Reschini Group

The Board of School Directors approved an agreement with The Reschini Group and the Tredyffrin/Easttown School District in an amount not to exceed \$5,600.

Agreement with Masterpiece Multimedia

The Board of School Directors approved a one-year agreement with Masterpiece Multimedia and the Tredyffrin/Easttown School District for services set forth in TV Studio Engineer Job Description for the first 740 hours at a cost not to exceed \$44,488.71

Communication Application Services Renewal

The Board of School Directors approved a renewal/upgrade agreement between West Interactive Services Corporation d/b/a SchoolMessenger and the Tredyffrin/Easttown School District to provide communication application services for the 2017-2018 school year at an amount not to exceed \$9,912.00.

Agreement with EdClub Inc.

The Board of School Directors approved an agreement between EdClub Inc. and the Tredyffrin/Easttown School District to provide student licenses for keyboarding software for five elementary schools for the 2017-2018 school year at an amount not to exceed \$2,050.00.

Agreement with WeVideo, Inc.

The Board of School Directors approved the attached agreement between WeVideo, Inc. and the Tredyffrin/Easttown School District to provide an annual subscription, multi-user license for online video editing for the 2017-2018 school year at an amount not to exceed \$7,628.50.

Agreement with Dreambox Learning, Inc.

The Board of School Directors approved a three year agreement between the Tredyffrin/Easttown School District and Dreambox Learning, Inc. for software license and services at a cost not to exceed \$11,515 annually.

Agreement with Mind Research Institute

The Board of School Directors approved an agreement between the Tredyffrin/Easttown School District and Mind Research Institute for a one-year subscription license and online professional development at a cost not to exceed \$8,000. This agreement is subject to change with Solicitor approval.

Agreement with Math Space

The Board of School Directors approved an agreement between the Tredyffrin/Easttown School District and Math Space for a one-year subscription and online professional development at a cost not to exceed \$3,975. This agreement is subject to change with Solicitor approval.

Agreement with Math Buddies

The Board of School Directors approved an agreement between the Tredyffrin/Easttown School District and Math Buddies at a cost not to exceed \$3,500. This agreement is subject to change with Solicitor approval.

Educational Services Agreements

The Board of School Directors approved an Educational Services Agreement for a District student with special needs. This agreement covers reimbursement for educational services for the 2017-2018 and 2018-2019 school years including Extended School Year at a total cost not to exceed \$71,270.

The Board of School Directors approved an Educational Services Agreement for a District student with special needs. This agreement covers reimbursement for educational and support services for the 2017-2018 and 2018-2019 school years including Extended School Year at a total cost not to exceed \$187,667.

The Board of School Directors approved an Educational Services Agreement for a District student with special needs. This agreement covers reimbursement for educational services for the 2017-2018 and 2018-2019 school years including Extended School Year at a total cost not to exceed \$73,000.

The Board of School Directors approved an Educational Services Agreement for a District student with special needs. This agreement covers reimbursement for educational services for the 2017-2018 and 2018-2019 school years including Extended School Year at a total cost not to exceed \$84,245.

The Board of School Directors approved an Educational Services Agreement for a District student with special needs. This agreement covers reimbursement for educational services for Extended School Year from June 15, 2017 through August 27, 2017 at a total cost not to exceed \$2,730.

The Board of School Directors approved an Educational Services Agreement for a District student with special needs. This agreement covers reimbursement for educational services for the 2017-2018 and 2018-2019 school years including Extended School Year at a total cost not to exceed \$65,000.

The Board of School Directors approved an Educational Services Agreement for a District student with special needs. This agreement covers reimbursement for educational services for the 2017 Extended School Year from June 15, 2017 through August 27, 2017 at a total cost not to exceed \$300.

The Board of School Directors approved an Educational Services Agreement for a District student with special needs. This agreement covers reimbursement for educational services for the 2017 Extended School Year from June 15, 2017 through August 27, 2017 at a total cost not to exceed \$5,500.

The Board of School Directors approved an Educational Services Agreement for a District student with special needs. This agreement covers reimbursement for educational services for the 2017 Extended School Year from June 15, 2017 through August 27, 2017 at a total cost not to exceed \$1,537.

The Board of School Directors approved an Educational Services Agreement for a District student with special needs. This agreement covers reimbursement for educational services for the 2017-2018, 2018-2019 and 2019-2020 school years including Extended School Year at a total cost not to exceed \$165,000.

Contract with Approved Private School

The Board of School Directors approved a contract between the Tredyffrin/Easttown School District and an Approved Private School to provide mandated services for five (5) District students. This contract covers Extended School Year from July 5, 2017 through August 4, 2017 at a total cost of \$39,500.

The Board of School Directors approved a contract between the Tredyffrin/Easttown School District and an Approved Private School to provide mandated services for a District student. This contract covers Extended School Year from July 10, 2017 through August 25, 2017 at a total cost of \$7,805.

The Board of School Directors approved a contract between the Tredyffrin/Easttown School District and an Approved Private School to provide intensive support services for a District student. This contract covers services for the 2017-2018 school year at a total cost not to exceed \$29,911.70.

The Board of School Directors approved two contracts between the Tredyffrin/Easttown School District and an Approved Private School to provide mandated services for two (2) District students. This contract covers the 2017-2018 school year at a total cost not to exceed \$93,618.

The Board of School Directors approved a contract between the Tredyffrin/Easttown School District and an Approved Private School to provide mandated services for a District student. This contract covers the 2017-2018 school year at a total cost not to exceed \$57,505.

The Board of School Directors approved a contract between the Tredyffrin/Easttown School District and an Approved Private School to provide mandated services for two (2) District students with intense special support needs. This contract covers Extended School Year from July 10, 2017 through August 18, 2017 for a total cost of \$33,060.

The Board of School Directors approved a contract between the Tredyffrin/Easttown School District and an Approved Private School to provide mandated services for six (6) District students. This contract covers Extended School Year from July 5, 2017 through August 11, 2017 for a total cost of \$31,748.

Scott Dorsey moved, then the motion was seconded, that the Board of School Directors approve the consent agenda. The motion passed 9-0.

Comments/Questions from Community Members:

- Ray Clarke commented on transfer tax and transportation for private schools.

Information

School Board Meetings

Ken Roos, the District solicitor, stated that there were two executive session since the last Board meeting. Board members discussed collective bargaining and confidential student matters. He also announced there was a law suit filed by the Pennsylvania School Board Association against Simon Campbell. The District had no involvement in, wasn't consulted about, doesn't oppose, doesn't support, and really has nothing to do with.

August 15, 2017 at 6:00 pm

August 28, 2017 at 6:00 pm

Future School Board Business Meetings:

Monday, September 25, 2017, Regular Board Business Meeting - 7:30 pm at Conestoga High School, 200 Irish Road, Berwyn

Monday, October 23, 2017, Regular Board Business Meeting - 7:30 pm at Conestoga High School, 200 Irish Road, Berwyn

Monday, November 13, 2017, Regular Board Business Meeting - 7:30 pm at Conestoga High School, 200 Irish Road, Berwyn

2017 Summer Workshop Summaries

Kevin Buraks moved, then the motion was seconded, that the Board of School Directors adjourn the meeting. The motion passed 9-0.

The meeting was adjourned 9:45 pm

Submitted by

Arthur J. McDonnell
Board Secretary

(minutes prepared by M. Durante)

Consent VIII, B: Receive Financial Reports

VIA: Arthur J. McDonnell, Business Manager/Board Secretary

Action Under Consideration: That the Board of School Directors receives and approves the following monthly reports (see attachments):

- | | |
|---------------------------|--------------------------------|
| A. Fund Balance | G. Budget Transfers |
| B. Investments | H. Student Activity Funds |
| C. Revenues Summary | I. Capital Projects Fund |
| D. Revenues | J. Capital Projects Bonds Fund |
| E. Appropriations Summary | K. Cafeteria Fund |
| F. Appropriations | L. Check Register |
| | M. Trust Fund |

FURTHER, that the Treasurer is authorized to pay current invoices and payroll from the General Fund not to exceed the amount of \$15,000,000.00 for the month of October.

FURTHER, that the Treasurer was authorized and therefore did pay invoices and payroll from the General Fund in the actual amount of \$7,603,801.36 for the month of May, \$7,425,466.89 for the month of July and \$7,725,118.01 for the month of August.

TREDYFFRIN/EASTTOWN SCHOOL DISTRICT
TREASURER'S REPORT
May 2017

SCHEDULES

- A. FUND BALANCE
- B. INVESTMENTS
- C. REVENUES SUMMARY
- D. REVENUES
- E. APPROPRIATIONS SUMMARY
- F. APPROPRIATIONS
- G. BUDGET TRANSFERS
- H. STUDENT ACTIVITY FUNDS
- I. CAPITAL PROJECTS FUND
- J. CAPITAL PROJECTS BONDS FUND
- K. CAFETERIA FUND
- L. CHECK REGISTER
- M. TRUST FUND

TREDYFFRIN/EASTTOWN SCHOOL DISTRICT
INCOME REPORT
MAY
2016 - 2017

		A	B	C = B - A	D = C / A	E	F	G = F - E	H = G / E
		Budget 2016-2017	Year-To-Date Income	Budget Variance	% of Variance	Budget 2015-2016	Year-To-Date Income	Budget Variance	% of Variance
Local Income:									
6111	Real Estate Taxes	101,177,619.00	101,536,864.42	359,245.42	0.36%	96,947,464.00	97,226,499.49	279,035.49	0.29%
6112	Interim R E Taxes	319,507.00	594,701.44	275,194.44	86.13%	270,348.00	587,091.27	316,743.27	117.16%
6113	Public Utility	114,690.00	109,010.83	(5,679.17)	-4.95%	113,108.00	109,405.12	(3,702.88)	-3.27%
6150	R.E. Transfer - 511	2,286,855.00	3,029,571.82	742,716.82	32.48%	2,113,469.00	3,426,224.31	1,312,755.31	62.11%
6154	Amusement Tax	25,765.00	26,622.42	857.42	3.33%	24,945.00	27,574.68	2,629.68	10.54%
6400	Delinquent Tax	1,282,078.00	926,497.82	(355,580.18)	-27.73%	1,432,886.00	863,243.08	(569,642.92)	-39.75%
6510	Investment Income	213,979.00	397,081.07	183,102.07	85.57%	213,656.00	196,053.26	(17,602.74)	-8.24%
6700	Parking Revenue	54,000.00	54,000.00	0.00	0.00%	54,000.00	54,000.00	0.00	0.00%
6700	Student Activities Revenue	186,942.00	127,950.00	(58,992.00)	-31.56%	138,500.00	103,145.50	(35,354.50)	-25.53%
6800	Revenue from the IU	784,803.00	445,946.84	(338,856.16)	-43.18%	803,873.00	680,161.21	(123,711.79)	-15.39%
6910	Rentals	557,676.00	540,053.75	(17,622.25)	-3.16%	519,243.00	554,552.00	35,309.00	6.80%
6911	Teamer Field Rental	0.00	0.00	0.00	0.00%	0.00	0.00	0.00	0.00%
6920	PTO Donations	76,246.00	60.00	(76,186.00)	-99.92%	67,063.00	410.00	(66,653.00)	-99.39%
6940	Current tuition	8,255.00	0.00	(8,255.00)	-100.00%	14,656.00	0.00	(14,656.00)	-100.00%
6990	Miscellaneous Revenue	154,973.00	345,205.69	190,232.69	122.75%	84,756.00	120,741.53	35,985.53	42.46%
6990	Advertising Revenue	0.00	0.00	0.00	0.00%	0.00	0.00	0.00	0.00%
	Total Local Income	107,243,388.00	108,133,566.10	890,178.10	0.83%	102,797,967.00	103,949,101.45	1,151,134.45	1.12%
State Income:									
7110	Basic Subsidy	3,186,363.00	2,066,550.00	(1,119,813.00)	-35.14%	3,186,363.00	2,025,744.00	(1,160,619.00)	-36.42%
7160	Tuition for Orphans	68,465.00	0.00	(68,465.00)	-100.00%	59,293.00	0.00	(59,293.00)	-100.00%
7271	Special Education	2,220,807.00	1,849,127.79	(371,679.21)	-16.74%	2,290,935.00	1,679,730.00	(611,205.00)	-26.68%
7310	Transportation	1,737,529.00	1,032,892.00	(704,637.00)	-40.55%	1,588,878.00	1,130,559.00	(458,319.00)	-28.85%
7320	Rentals and Sinking Fund	338,171.00	636,002.80	297,831.80	88.07%	338,379.00	0.00	(338,379.00)	-100.00%
7330	Health Services	154,888.00	0.00	(154,888.00)	-100.00%	157,596.00	157,566.70	(29.30)	-0.02%
7340	State Property Tax Reduction	2,099,990.00	2,099,987.90	(2.10)	0.00%	2,099,834.00	2,099,834.39	0.39	0.00%
7501	PA Accountability Grants	147,247.00	199,614.00	52,367.00	35.56%	147,247.00	168,039.00	20,792.00	14.12%
7599	Other State Rev	0.00	0.00	0.00	0.00%	0.00	0.00	0.00	#DIV/0!
7810	Social Security	2,146,980.00	1,379,655.36	(767,324.64)	-35.74%	2,210,964.00	1,495,491.08	(715,472.92)	-32.36%
7820	Retirement	8,353,967.00	3,348,310.59	(5,005,656.41)	-59.92%	7,249,691.00	2,848,296.19	(4,401,394.81)	-60.71%
	Total State Income	20,454,407.00	12,612,140.44	(7,842,266.56)	-38.34%	19,329,180.00	11,605,260.36	(7,723,919.64)	-39.96%
8000	Federal Projects	805,946.00	384,397.32	(421,548.68)	-52.30%	592,178.00	394,753.80	(197,424.20)	-33.34%
9000	Other Fin. Sources	0.00	0.00	0.00	0.00%	0.00	0.00	0.00	0.00%
	TOTAL INCOME	128,503,741.00	121,130,103.86	(7,373,637.14)	-5.74%	122,719,325.00	115,949,115.61	(6,770,209.39)	-5.52%

TREDYFFRIN/EASTTOWN SCHOOL DISTRICT
EXPENDITURE REPORT
MAY
2016-2017

	A	B	C = A - B	D = B / A	E	F	G = E - F	H = F / E
		2016-2017				2015-2016		
		Year-to-Date				Year-to-Date		
	Budget	Expenditures and	Remaining	% of	Budget	Expenditures and	Remaining	% of
		Encumbrances	Budget	Budget		Encumbrances	Budget	Budget
INSTRUCTION:								
1100 Regular Programs	58,103,510.33	48,800,533.23	9,302,977.10	83.99%	55,273,845.85	56,312,740.86	(1,038,895.01)	101.88%
1200 Special Programs	19,211,409.19	17,581,943.24	1,629,465.95	91.52%	18,574,206.85	17,217,372.23	1,356,834.62	92.70%
1300 Vocational Ed.	620,000.00	702,725.00	(82,725.00)	113.34%	687,028.00	687,028.00	0.00	100.00%
1400 Other Instr. Prog.	269,542.00	223,968.05	45,573.95	83.09%	231,347.65	242,236.18	(10,888.53)	104.71%
Sub-total	78,204,461.52	67,309,169.52	10,895,292.00	86.07%	74,766,428.35	74,459,377.27	307,051.08	99.59%
SUPPORTING SERVICES:								
2100 Pupil Personnel	5,055,167.47	4,294,629.21	760,538.26	84.96%	4,930,842.97	4,724,360.12	206,482.85	95.81%
2200 Instructional	3,809,665.41	3,147,361.28	662,304.13	82.62%	3,575,611.28	3,498,470.89	77,140.39	97.84%
2300 Administration	7,896,413.38	7,540,892.11	355,521.27	95.50%	7,685,519.15	7,361,325.16	324,193.99	95.78%
2400 Pupil Health	1,306,881.72	1,192,919.84	113,961.88	91.28%	1,292,558.77	1,260,310.31	32,248.46	97.51%
2500 Business	1,690,011.00	1,491,021.20	198,989.80	88.23%	1,214,574.00	1,381,863.24	(167,289.24)	113.77%
2600 Oper/Main. of Plt	11,917,733.00	12,216,621.91	(298,888.91)	102.51%	11,596,745.42	12,377,475.34	(780,729.92)	106.73%
2700 Student Transportation	6,953,836.00	6,862,065.75	91,770.25	98.68%	7,200,741.00	6,735,875.17	464,865.83	93.54%
2800 Support Services	2,944,152.00	2,696,075.40	248,076.60	91.57%	2,948,744.58	2,727,588.36	221,156.22	92.50%
2900 Other Support Svcs	554,483.00	622,734.90	(68,251.90)	112.31%	569,714.00	613,148.05	(43,434.05)	107.62%
Sub-total	42,128,342.98	40,064,321.60	2,064,021.38	95.10%	41,015,051.17	40,680,416.64	334,634.53	99.18%
NON-INSTRUCTIONAL PROGRAMS:								
3200 Student Activities	546,760.50	404,159.26	142,601.24	73.92%	567,764.48	439,956.21	127,808.27	77.49%
3300 Community Service	0.00	0.00	0.00	0.00%	0.00	0.00	0.00	0.00%
Sub-total	546,760.50	404,159.26	142,601.24	73.92%	567,764.48	439,956.21	127,808.27	77.49%
OTHER SERVICES:								
5100 Debt Service	6,873,350.00	7,096,778.22	(223,428.22)	103.25%	6,437,338.00	6,906,258.28	(468,920.28)	107.28%
5200 Fund Transfers	1,517,477.00	0.00	1,517,477.00	0.00%	1,587,579.00	0.00	1,587,579.00	0.00%
5900 Budgetary Reserve	2,000,000.00	0.00	2,000,000.00	0.00%	1,500,000.00	0.00	1,500,000.00	0.00%
Sub-total	10,390,827.00	7,096,778.22	3,294,048.78	68.30%	9,524,917.00	6,906,258.28	2,618,658.72	72.51%
TOTAL	131,270,392.00	114,874,428.60	16,395,963.40	87.51%	125,874,161.00	122,486,008.40	3,388,152.60	97.31%

**TREDYFFRIN/EASTTOWN SCHOOL DISTRICT
TREASURER'S REPORT
General Fund
May 2017**

	2016-2017
FUND BALANCE:	
AS OF July 1, 2016	32,886,803.00
ADD Y-T-D REVENUES	121,130,103.86
DEDUCT Y-T-D EXPENDITURES	(107,150,551.72)
AS OF May, 2017	<u>46,866,355.14</u>
 CASH BANK BALANCE	 8,606,706.19
INVESTMENTS	42,329,000.00
DUE FROM/(TO)	3,014,831.25
AVAILABLE CASH BALANCE, May, 2017	<u>53,950,537.44</u>

TREDYFFRIN/EASTTOWN SCHOOL DISTRICT

Cash and Investments Schedule

GENERAL FUND

as of May 31, 2017

BANK	DESCRIPTION	PURCHASE DATE	MATURITY DATE	RATE	AMOUNT
PSDLAF	Certificate of Deposits	6/1/2016	6/1/2017	0.80%	229,000.00
PSDLAF	Term	6/1/2016	6/1/2017	0.75%	2,000,000.00
PLGIT	Term	3/1/2017	6/1/2017	0.93%	5,400,000.00
PLGIT	Certificate of Deposits	12/7/2016	6/5/2017	0.75%	248,000.00
PLGIT	Certificate of Deposits	6/8/2016	6/8/2017	0.85%	247,000.00
PLGIT	Certificate of Deposits	6/8/2016	6/8/2017	0.84%	247,000.00
PLGIT	Certificate of Deposits	6/8/2016	6/8/2017	0.80%	247,000.00
PLGIT	Certificate of Deposits	6/8/2016	6/8/2017	0.80%	247,000.00
PLGIT	Certificate of Deposits	6/8/2016	6/8/2017	0.80%	247,000.00
PSDLAF	Term	12/14/2016	6/12/2017	0.60%	3,000,000.00
PLGIT	Certificate of Deposits	6/17/2016	6/19/2017	0.80%	247,000.00
PLGIT	Certificate of Deposits	6/17/2016	6/19/2017	0.80%	247,000.00
PLGIT	Certificate of Deposits	6/17/2016	6/19/2017	0.75%	247,000.00
PLGIT	Certificate of Deposits	6/17/2016	6/19/2017	0.75%	247,000.00
PLGIT	Certificate of Deposits	6/17/2016	6/19/2017	0.75%	247,000.00
PLGIT	Certificate of Deposits	6/17/2016	6/19/2017	0.70%	247,000.00
PLGIT	Certificate of Deposits	6/17/2016	6/19/2017	0.75%	247,000.00
PLGIT	Certificate of Deposits	6/17/2016	6/19/2017	0.75%	247,000.00
PSDLAF	Term	6/17/2016	6/19/2017	0.75%	245,000.00
PLGIT	Certificate of Deposits	6/23/2016	6/23/2017	0.80%	247,000.00
PLGIT	Certificate of Deposits	6/23/2016	6/23/2017	0.75%	247,000.00
PLGIT	Certificate of Deposits	6/23/2016	6/23/2017	0.70%	247,000.00
PLGIT	Certificate of Deposits	9/26/2016	6/26/2017	0.70%	248,000.00
PSDLAF	Term	6/28/2016	6/28/2017	0.75%	1,000,000.00
PLGIT	Certificate of Deposits	6/28/2016	6/28/2017	0.80%	247,000.00
PLGIT	Certificate of Deposits	6/30/2016	6/30/2017	0.75%	247,000.00
PSDLAF	Term	8/10/2016	8/10/2017	0.70%	1,000,000.00
PSDLAF	Term	8/31/2016	8/31/2017	0.65%	2,000,000.00
PLGIT	Term	3/15/2017	9/15/2017	1.27%	750,000.00
PLGIT	Term	3/21/2017	9/21/2017	1.25%	750,000.00
PLGIT	Certificate of Deposits	10/4/2016	10/4/2017	0.75%	247,000.00
PLGIT	Certificate of Deposits	10/4/2016	10/4/2017	0.75%	247,000.00
PLGIT	Certificate of Deposits	10/4/2016	10/4/2017	0.75%	247,000.00
PLGIT	Certificate of Deposits	10/4/2016	10/4/2017	0.65%	247,000.00
PLGIT	Term	4/4/2017	10/5/2017	1.25%	750,000.00
PLGIT	Certificate of Deposits	1/11/2017	10/10/2017	0.90%	248,000.00
PLGIT	Certificate of Deposits	1/11/2017	10/10/2017	0.85%	248,000.00
PLGIT	Certificate of Deposits	10/11/2016	10/11/2017	0.95%	247,000.00
PLGIT	Certificate of Deposits	10/11/2016	10/11/2017	0.85%	247,000.00
PLGIT	Certificate of Deposits	10/11/2016	10/11/2017	0.80%	248,000.00
PLGIT	Term	5/22/2017	10/12/2017	1.20%	2,000,000.00
PSDLAF	Term	10/12/2016	10/12/2017	0.65%	1,000,000.00

BANK	DESCRIPTION	PURCHASE DATE	MATURITY DATE	RATE	AMOUNT
PSDLAF	Term	1/18/2017	10/16/2017	0.70%	500,000.00
PSDLAF	Certificate of Deposits	10/21/2016	10/23/2017	0.95%	245,000.00
PLGIT	Certificate of Deposits	10/24/2016	10/24/2017	0.80%	247,000.00
PLGIT	Term	4/24/2017	10/25/2017	1.23%	1,000,000.00
PLGIT	Certificate of Deposits	11/9/2016	11/9/2017	0.80%	247,000.00
PLGIT	Certificate of Deposits	11/9/2016	11/9/2017	0.75%	247,000.00
PLGIT	Certificate of Deposits	11/9/2016	11/9/2017	0.75%	247,000.00
PLGIT	Certificate of Deposits	11/9/2016	11/9/2017	0.75%	247,000.00
PLGIT	Certificate of Deposits	11/15/2016	11/15/2017	0.92%	247,000.00
PLGIT	Certificate of Deposits	11/18/2016	11/20/2017	0.86%	247,000.00
PLGIT	Certificate of Deposits	11/18/2016	11/20/2017	0.75%	247,000.00
PLGIT	Term	3/1/2017	11/27/2017	1.23%	1,200,000.00
PLGIT	Certificate of Deposits	12/7/2016	12/7/2017	1.05%	247,000.00
PLGIT	Term	3/21/2017	12/18/2017	1.30%	250,000.00
PLGIT	Certificate of Deposits	12/21/2016	12/21/2017	0.95%	247,000.00
PLGIT	Certificate of Deposits	12/21/2016	12/21/2017	0.95%	247,000.00
PLGIT	Certificate of Deposits	12/21/2016	12/21/2017	0.95%	247,000.00
PLGIT	Certificate of Deposits	1/11/2017	1/11/2018	1.00%	247,000.00
PLGIT	Certificate of Deposits	1/11/2017	1/11/2018	1.10%	246,000.00
PSDLAF	Term	1/18/2017	1/18/2018	0.80%	1,000,000.00
PLGIT	Certificate of Deposits	1/26/2017	1/26/2018	1.10%	246,000.00
PLGIT	Certificate of Deposits	1/26/2017	1/26/2018	1.00%	247,000.00
PLGIT	Certificate of Deposits	1/26/2017	1/26/2018	0.95%	247,000.00
PLGIT	Certificate of Deposits	1/26/2017	1/26/2018	0.90%	247,000.00
PLGIT	Term	5/4/2017	3/2/2018	1.30%	1,185,000.00
PSDLAF	Term	3/28/2017	3/28/2018	0.90%	3,250,000.00
PLGIT	Certificate of Deposits	4/11/2017	4/11/2018	1.20%	246,000.00
PSDLAF	Certificate of Deposits	5/22/2017	5/22/2018	1.00%	245,000.00
PSDLAF	Certificate of Deposits	5/25/2017	5/25/2018	1.05%	245,000.00
PSDLAF	Certificate of Deposits	5/25/2017	5/25/2018	1.05%	245,000.00
PSDLAF	Certificate of Deposits	5/29/2017	5/29/2018	1.10%	245,000.00
PSDLAF	Certificate of Deposits	5/30/2017	5/30/2018	1.05%	245,000.00
PSDLAF	Certificate of Deposits	5/30/2017	5/30/2018	1.05%	245,000.00
PLGIT	PLGIT/Prime	Not Applicable	Not Applicable	0.94%	2,000,000.00
PLGIT	PLGIT/I Class	Not Applicable	Not Applicable	0.72%	49,808.24
PLGIT	Checking Accounts	Not Applicable	Not Applicable	0.55%	4,264,262.78
PSDLAF	MAX	Not Applicable	Not Applicable	0.59%	2,076,187.63
BB&T	General Fund Checking	Not Applicable	Not Applicable	0.25%	216,447.54

TOTAL - GENERAL FUND INVESTMENTS

50,935,706.19

TREDYFFRIN/EASTTOWN SCHOOL DISTRICT
Cash and Investments Schedule
CAPITAL PROJECTS FUND
as of May 31, 2017

BANK	DESCRIPTION	PURCHASE DATE	MATURITY DATE	RATE	AMOUNT
PSDLAF	Certificate of Deposits	6/1/2016	6/1/2017	1.02%	245,000.00
PSDLAF	Term	12/14/2016	6/12/2017	0.60%	4,100,000.00
PSDLAF	Term	6/17/2016	6/19/2017	0.75%	245,000.00
PSDLAF	Term	8/31/2016	8/31/2017	0.65%	5,000,000.00
PSDLAF	Certificate of Deposits	3/29/2017	3/29/2018	1.00%	245,000.00
PSDLAF	Certificate of Deposits	3/29/2017	3/29/2018	0.95%	245,000.00
PSDLAF	Certificate of Deposits	3/29/2017	3/29/2018	0.95%	245,000.00
PLGIT	PLGIT Class	Not Applicable	Not Applicable	0.55%	1,032.37
PLGIT	PLGIT/I Class	Not Applicable	Not Applicable	0.72%	162,958.25
PSDLAF	MAX	Not Applicable	Not Applicable	0.59%	15,806.85
TOTAL - CAPITAL RESERVE INVESTMENTS					<u>10,504,797.47</u>

TREDYFFRIN/EASTTOWN SCHOOL DISTRICT
Cash and Investments Schedule
2010 CAPITAL PROJECTS BOND FUND
as of May 31, 2017

BANK	DESCRIPTION	PURCHASE DATE	MATURITY DATE	RATE	AMOUNT
PLGIT	PLGIT ARM	Not Applicable	Not Applicable	0.69%	0.00
TOTAL - CAPITAL PROJECTS INVESTMENTS					<u>0.00</u>

TREDYFFRIN/EASTTOWN SCHOOL DISTRICT
Cash and Investments Schedule
2015 CAPITAL PROJECTS BOND FUND
as of May 31, 2017

BANK	DESCRIPTION	PURCHASE DATE	MATURITY DATE	RATE	AMOUNT
PLGIT	US Treasury	5/6/2015	8/31/2017	0.625%	998,984.00
PLGIT	US Treasury	5/6/2015	11/30/2017	0.625%	997,500.00
PLGIT	US Treasury	5/6/2015	2/28/2018	0.750%	996,758.00
PLGIT	US Treasury	5/6/2015	5/31/2018	1.000%	1,696,481.00
PLGIT	PLGIT ARM	Not Applicable	Not Applicable	0.69%	4,695,986.20
TOTAL - CAPITAL PROJECTS INVESTMENTS					<u>9,385,709.20</u>

TREDYFFRIN/EASTTOWN SCHOOL DISTRICT

Cash and Investments Schedule

Cafeteria Fund

as of May 31, 2017

BANK	DESCRIPTION	PURCHASE DATE	MATURITY DATE	RATE	AMOUNT
PLGIT	PLGIT Class	Not Applicable	Not Applicable	0.55%	17,249.69
PLGIT	PLGIT/I Class	Not Applicable	Not Applicable	0.72%	788,969.38
BB&T	Checking	Not Applicable	Not Applicable	0.25%	64,552.12
	TOTAL - CAFETERIA FUND				<u>870,771.19</u>

TREDYFFRIN/EASTTOWN SCHOOL DISTRICT
ESTIMATED REVENUES AND OTHER FINANCING SOURCES
FISCAL YEAR ENDED JUNE 30, 2017
May 2017

CODE	DESCRIPTION	2016-2017 APPROPRIATION	MTD RECEIVED	YTD RECEIVED	BALANCE	PERCENT RECEIVED
6000						
6111	REAL ESTATE TAXES	101,177,619.00	-5,436.37	101,536,864.42	-359,245.42	100.36%
6112	INTERIM R/E TAX	319,507.00	40,197.98	594,701.44	-275,194.44	186.13%
6113	PURTA	114,690.00	0.00	109,010.83	5,679.17	95.05%
6153	R/E TRANSFER TAX	2,286,855.00	379,434.60	3,029,571.82	-742,716.82	132.48%
6154	AMUSEMENT TAX	25,765.00	1,720.21	26,622.42	-857.42	103.33%
6411	DELINQUENT TAX	1,282,078.00	110,839.38	928,831.78	353,246.22	72.45%
6412	INTERIM DELINQ TAX	0.00	-63.49	-2,333.96	2,333.96	0.00%
6510	ERNG ON INVSMT	213,979.00	36,090.59	397,081.07	-183,102.07	185.57%
6740	PARKING REVENUE	54,000.00	0.00	54,000.00	0.00	100.00%
6740	STUDENT ACTIVITIES REVENUE	186,942.00	4,685.00	127,950.00	58,992.00	68.44%
6890	REV FROM IU	784,803.00	0.00	445,946.84	338,856.16	56.82%
6910	RENTALS	557,676.00	55,577.50	540,053.75	17,622.25	96.84%
6911	TEAMER FIELD	0.00	0.00	0.00	0.00	0.00%
6920	CONT & DONATNS PRIV SOURC	76,246.00	60.00	60.00	76,186.00	0.08%
6940	TUITION	8,255.00	0.00	0.00	8,255.00	0.00%
6941	REG DAY SCH TUITION	0.00	0.00	0.00	0.00	0.00%
6942	SUMMER SCH TUITION	0.00	0.00	0.00	0.00	0.00%
6944	TUITION FROM OTHER LEA'S	0.00	0.00	0.00	0.00	0.00%
6990	MISC REVENUE	154,973.00	27,674.84	345,205.69	-190,232.69	222.75%
6990	ADVERTISING REVENUE	0.00	0.00	0.00	0.00	0.00%
6991	REFUND OF PRIOR YEAR EXPENDITURES	0.00	0.00	0.00	0.00	0.00%
		<u>107,243,388.00</u>	<u>650,780.24</u>	<u>108,133,566.10</u>	<u>-890,178.10</u>	<u>100.83%</u>

TREDYFFRIN/EASTTOWN SCHOOL DISTRICT
ESTIMATED REVENUES AND OTHER FINANCING SOURCES
FISCAL YEAR ENDED JUNE 30, 2017
May 2017

CODE	DESCRIPTION	2016-2017 APPROPRIATION	MTD RECEIVED	YTD RECEIVED	BALANCE	PERCENT RECEIVED
7000						
7110	BASIC INSTL SUBSIDY	3,186,363.00	0.00	2,066,550.00	1,119,813.00	64.86%
7160	STATE SECT 1305 & 1306	68,465.00	0.00	0.00	68,465.00	0.00%
7271	SPEC ED-SPEC PROG	2,220,807.00	150,000.00	1,849,127.79	371,679.21	83.26%
7310	TRANSP SUBSIDY	1,737,529.00	0.00	1,032,892.00	704,637.00	59.45%
7320	RENTALS & SINKING FD PYMTS	338,171.00	0.00	636,002.80	-297,831.80	188.07%
7330	MED & DENTAL SVCS	154,888.00	0.00	0.00	154,888.00	0.00%
7340	STATE PRO TAX REDUCT ALLO	2,099,990.00	0.00	2,099,987.90	2.10	100.00%
7501	PA ACCOUNTIBILITY GRANTS	147,247.00	0.00	199,614.00	-52,367.00	135.56%
7599	OTHER STATE REVENUE	0.00	0.00	0.00	0.00	0.00%
7810	SOCIAL SEC SUBSIDY	2,146,980.00	576,971.79	1,379,655.36	767,324.64	64.26%
7820	RETIREMENT SUBSIDY	8,353,967.00	0.00	3,348,310.59	5,005,656.41	40.08%
		<u>20,454,407.00</u>	<u>726,971.79</u>	<u>12,612,140.44</u>	<u>7,842,266.56</u>	<u>61.66%</u>
8000						
8110	SNOW REMOVAL REIMB	0.00	0.00	45,879.11	-45,879.11	0.00%
8514	TITLE I IMPRVG BASIC PROG	369,057.00	58,394.68	274,954.66	94,102.34	74.50%
8515	TITLE II IMPRVG TEACH PRO	64,389.00	5,048.00	56,777.20	7,611.80	88.18%
8810	MED ASST REIMB	350,000.00	0.00	0.00	350,000.00	0.00%
8820	MED ASST REIMB	22,500.00	0.00	6,786.35	15,713.65	30.16%
		<u>805,946.00</u>	<u>63,442.68</u>	<u>384,397.32</u>	<u>421,548.68</u>	<u>47.70%</u>
9000						
9400	SALE OF FXD ASSETS	0.00	0.00	0.00	0.00	0.00%
		<u>0.00</u>	<u>0.00</u>	<u>0.00</u>	<u>0.00</u>	<u>0.00%</u>
TOTAL ESTIMATED REVENUES & OTHER FINANCING SOURCES		<u>128,503,741.00</u>	<u>1,441,194.71</u>	<u>121,130,103.86</u>	<u>7,373,637.14</u>	<u>94.26%</u>

TREDYFFRIN/EASTTOWN SCHOOL DISTRICT
SUMMARY OF ESTIMATED REVENUES AND OTHER FINANCING SOURCES
FISCAL YEAR ENDED JUNE 30, 2017
May, 2017

DESCRIPTION	2016-2017 APPROPRIATION	MTD RECEIVED	YTD RECEIVED	BALANCE	PERCENT RECEIVED
ESTIMATED BEGINNING FUND BALANCE AVAILABLE FOR APPROPRIATION					
Estimated Reserve for Encumbrances	0.00	0.00	0.00	0.00	0.00%
Estimated Unreserved Fund Balance (Deficit)	31,614,396.00	0.00	32,886,803.00	(1,272,407.00)	104.02%
Allocation for Admin. Budget (I.U. Only)	0.00	0.00	0.00	0.00	0.00%
TOTAL ESTIMATE BEGINNING FUND BALANCE AVAILABLE FOR APPROPRIATION	31,614,396.00	0.00	32,886,803.00	(1,272,407.00)	104.02%
SUMMARY OF ESTIMATED GENERAL FUND REVENUES					
6000 Revenue from Local Sources	107,243,388.00	650,780.24	108,133,566.10	(890,178.10)	100.83%
7000 Revenue from State Sources	20,454,407.00	726,971.79	12,612,140.44	7,842,266.56	61.66%
8000 Revenue from Federal Sources	805,946.00	63,442.68	384,397.32	421,548.68	47.70%
9000 Other Financing Sources	0.00	0.00	0.00	0.00	0.00%
TOTAL ESTIMATED REVENUES & OTHER FINANCING SOURCES	128,503,741.00	1,441,194.71	121,130,103.86	7,373,637.14	94.26%
TOTAL ESTIMATED FUND BALANCE, REVENUES & OTHER FINANCING SOURCES AVAILABLE FOR APPROPRIATIONS	160,118,137.00	1,441,194.71	154,016,906.86	6,101,230.14	96.19%

TREDYFFRIN/EASTTOWN SCHOOL DISTRICT
Board Report Summary
General Fund
May, 2017

Function	Description	Budget	Rev. Budget	Transfer		Rev. Budget	Encumbrances	MTD	YTD	Balance	% Expended (Encumbrance + YTD)
		July 1, 2016	Beginning of Month	To	From	End of Month		Expenditures	Expenditures		
1100	Regular Programs - Elem./Secdy.	58,609,402.00	58,133,742.33	109,853.16	(140,085.16)	58,103,510.33	2,146,816.14	4,680,847.85	46,653,717.09	9,302,977.10	83.99%
1200	Special Programs - Elem./Secdy.	19,212,683.00	19,212,009.19	0.00	(600.00)	19,211,409.19	1,908,441.22	1,252,955.00	15,673,502.02	1,629,465.95	91.52%
1300	Vocational Education Programs	620,000.00	620,000.00	0.00	0.00	620,000.00	0.00	0.00	702,725.00	(82,725.00)	113.34%
1400	Other Instru. Prg. Elem./Secdy.	119,542.00	269,542.00	0.00	0.00	269,542.00	150,030.83	7,343.84	73,937.22	45,573.95	83.09%
	Total 1000 Instruction	78,561,627.00	78,235,293.52	109,853.16	(140,685.16)	78,204,461.52	4,205,288.19	5,941,146.69	63,103,881.33	10,895,292.00	86.07%
2100	Support Serv. - Pupil Personnel	4,994,023.00	5,055,162.07	5.40	0.00	5,055,167.47	310,057.96	378,287.89	3,984,571.25	760,538.26	84.96%
2200	Support Serv. - Instruction	3,775,247.00	3,773,538.41	37,543.94	(1,416.94)	3,809,665.41	91,625.27	311,255.44	3,055,736.01	662,304.13	82.62%
2300	Support Serv. - Administration	8,028,517.00	7,896,513.78	5,737.17	(5,837.57)	7,896,413.38	328,038.58	615,471.73	7,212,853.53	355,521.27	95.50%
2400	Support Serv. - Pupil Health	1,256,362.00	1,306,881.72	0.00	0.00	1,306,881.72	77,666.35	118,220.04	1,115,253.49	113,961.88	91.28%
2500	Support Serv. - Business	1,441,011.00	1,690,011.00	0.00	0.00	1,690,011.00	199,285.93	96,980.02	1,291,735.27	198,989.80	88.23%
2600	Operation & Maint. Plant Serv.	11,967,733.00	11,917,733.00	0.00	0.00	11,917,733.00	1,141,827.22	887,948.67	11,074,794.69	(298,888.91)	102.51%
2700	Student Transportation Services	6,953,836.00	6,953,836.00	0.00	0.00	6,953,836.00	1,123,412.12	69,957.28	5,738,653.63	91,770.25	98.68%
2800	Support Services - Central	2,944,152.00	2,944,152.00	0.00	0.00	2,944,152.00	131,976.40	270,574.12	2,564,099.00	248,076.60	91.57%
2900	Other Support Services	554,483.00	554,483.00	0.00	0.00	554,483.00	104,014.77	173,619.71	518,720.13	(68,251.90)	112.31%
	Total 2000 Support Services	41,915,364.00	42,092,310.98	43,286.51	(7,254.51)	42,128,342.98	3,507,904.60	2,922,314.90	36,556,417.00	2,064,021.38	95.10%
3200	Student Activities	402,574.00	551,960.50	0.00	(5,200.00)	546,760.50	10,684.09	41,081.82	393,475.17	142,601.24	73.92%
3300	Community Services	0.00	0.00	0.00	0.00	0.00	0.00	0.00	0.00	0.00	0.00%
	Total 3000 Operational Noninstructional S	402,574.00	551,960.50	0.00	(5,200.00)	546,760.50	10,684.09	41,081.82	393,475.17	142,601.24	73.92%
5100	Debt Service	6,873,350.00	6,873,350.00	0.00	0.00	6,873,350.00	0.00	0.00	7,096,778.22	(223,428.22)	103.25%
5200	Fund Transfers	1,517,477.00	1,517,477.00	0.00	0.00	1,517,477.00	0.00	0.00	0.00	1,517,477.00	0.00%
5900	Budgetary Reserve	2,000,000.00	2,000,000.00	0.00	0.00	2,000,000.00	0.00	0.00	0.00	2,000,000.00	0.00%
	Total 5000 Other Financing Uses	10,390,827.00	10,390,827.00	0.00	0.00	10,390,827.00	0.00	0.00	7,096,778.22	3,294,048.78	68.30%
Totals for General Fund:		131,270,392.00	131,270,392.00	153,139.67	(153,139.67)	131,270,392.00	7,723,876.88	8,904,543.41	107,150,551.72	16,395,963.40	87.51%
Estimated Ending Committed Fd Bal		31,614,396.00									
Estimated Ending Assigned Fd Bal		0.00									
Estimated Unassigned Fd Bal		0.00									
		<u>162,884,788.00</u>									

TESD Board Report - General Fund

May 2017

Function	MajorFunctionDesc	MajorAccount	MajorAccountDesc	Original Budget	Revised Bud Beg of Month	Transfer To	Transfer From	Revised Bud EOM	Encumbrance	MTD Expense	YTD Expense	Balance	% Expended	
1100	Regular Programs - Elem./Secdy	100	Personnel Services - Salaries	\$34,472,432.00	\$34,297,432.00	0	0	\$34,297,432.00	\$1,209,916.76	2,779,440.99	\$26,546,829.04	\$6,540,686.20	77.40%	
		200	Personnel Services - Benefits	\$19,996,316.00	\$19,841,316.00	0	0	\$19,841,316.00	\$319,020.12	1,699,003.22	\$16,438,904.61	\$3,083,391.27	82.85%	
		300	Purchased Prof & Tech Services	\$979,250.00	\$820,800.00	469	0	\$821,269.00	\$7,624.08	103,992.24	\$1,160,131.36	(\$346,486.44)	141.26%	
		400	Purchased Property Services	\$259,320.00	\$258,864.27	0	-101,150	\$157,714.27	\$43,699.50	2,036.11	\$41,897.56	\$72,117.21	26.57%	
		500	Other Purchased Services	\$637,795.00	\$643,999.95	301.68	0	\$644,301.63	\$82,502.84	16,482.38	\$576,601.46	(\$14,802.67)	89.49%	
		600	Supplies	\$1,611,005.00	\$1,638,354.46	0	-38,840.16	\$1,599,514.30	\$139,900.45	69,851.53	\$1,260,845.14	\$198,768.71	78.83%	
		700	Property	\$630,104.00	\$610,012.09	109,082.48	0	\$719,094.57	\$344,073.39	8,795.63	\$615,555.42	(\$240,534.24)	85.80%	
		800	Other Objects	\$23,180.00	\$22,963.56	0	-95	\$22,868.56	\$79.00	1,245.75	\$12,952.50	\$9,837.06	56.64%	
1100				\$58,609,402.00	\$58,133,742.33	\$109,853.16	-\$140,085.16	\$58,103,510.33	\$2,146,816.14	\$4,680,847.85	\$46,653,717.09	\$9,302,977.10	80.29%	
1200	Special Programs - Elem./Secdy	100	Personnel Services - Salaries	\$5,881,924.00	\$5,881,924.00	0	0	\$5,881,924.00	\$209,732.88	431,906.39	\$4,402,725.05	\$1,269,466.07	74.85%	
		200	Personnel Services - Benefits	\$3,051,149.00	\$3,051,149.00	0	0	\$3,051,149.00	\$80,109.74	263,989.86	\$2,654,583.38	\$316,455.88	87.00%	
		300	Purchased Prof & Tech Services	\$6,536,500.00	\$6,629,751.56	0	0	\$6,629,751.56	\$1,345,014.07	456,763.85	\$6,633,913.74	(\$1,349,176.25)	100.06%	
		500	Other Purchased Services	\$3,600,300.00	\$3,507,048.44	0	0	\$3,507,048.44	\$271,326.99	97,189.94	\$1,895,176.23	\$1,340,545.22	54.04%	
		600	Supplies	\$102,210.00	\$103,739.42	0	-600	\$103,139.42	\$2,257.54	3,124.96	\$78,721.08	\$22,160.80	76.32%	
		700	Property	\$40,500.00	\$38,296.77	0	0	\$38,296.77	\$0.00	0	\$8,382.54	\$29,914.23	21.89%	
		800	Other Objects	\$100.00	\$100.00	0	0	\$100.00	\$0.00	0	\$0.00	\$100.00	0.00%	
		1200				\$19,212,683.00	\$19,212,009.19	\$0.00	-\$600.00	\$19,211,409.19	\$1,908,441.22	\$1,252,955.00	\$15,673,502.02	\$1,629,465.95
1300	Vocational Education Prg	500	Other Purchased Services	\$620,000.00	\$620,000.00	0	0	\$620,000.00	\$0.00	0	\$702,725.00	(\$82,725.00)	113.34%	
1300				\$620,000.00	\$620,000.00	\$0.00	\$0.00	\$620,000.00	\$0.00	\$0.00	\$702,725.00	(\$82,725.00)	113.34%	
1400	Other Instru. Prg. Elem./Secdy	100	Personnel Services - Salaries	\$88,700.00	\$188,700.00	0	0	\$188,700.00	\$108,955.00	4,545	\$45,821.25	\$33,923.75	24.28%	
		200	Personnel Services - Benefits	\$30,842.00	\$80,842.00	0	0	\$80,842.00	\$41,075.83	2,798.84	\$28,115.97	\$11,650.20	34.78%	
		300	Purchased Prof & Tech Services	\$0.00	\$0.00	0	0	\$0.00	\$0.00	0	\$0.00	\$0.00	\$0.00	0.00%
		500	Other Purchased Services	\$0.00	\$0.00	0	0	\$0.00	\$0.00	0	\$0.00	\$0.00	\$0.00	0.00%
		600	Supplies	\$0.00	\$0.00	0	0	\$0.00	\$0.00	0	\$0.00	\$0.00	\$0.00	0.00%
		700	Property	\$0.00	\$0.00	0	0	\$0.00	\$0.00	0	\$0.00	\$0.00	\$0.00	0.00%
1400				\$119,542.00	\$269,542.00	\$0.00	\$0.00	\$269,542.00	\$150,030.83	\$7,343.84	\$73,937.22	\$45,573.95	27.43%	
Total 1000				\$78,561,627.00	\$78,235,293.52	\$109,853.16	-\$140,685.16	\$78,204,461.52	\$4,205,288.19	\$5,941,146.69	\$63,103,881.33	\$10,895,292.00	80.69%	

TESD Board Report - General Fund

May 2017

Function	MajorFunctionDesc	MajorAccount	MajorAccountDesc	Original Budget	Revised Bud Beg of Month	Transfer To	Transfer From	Revised Bud EOM	Encumbrance	MTD Expense	YTD Expense	Balance	% Expended
2100	Support Serv. - Pupil Personnel	100	Personnel Services - Salaries	\$3,207,274.00	\$3,207,274.00	0	0	\$3,207,274.00	\$250,815.78	227,357.8	\$2,408,948.08	\$547,510.14	75.11%
		200	Personnel Services - Benefits	\$1,707,243.00	\$1,707,243.00	0	0	\$1,707,243.00	\$52,528.82	140,374.7	\$1,445,244.61	\$209,469.57	84.65%
		300	Purchased Prof & Tech Services	\$14,500.00	\$74,500.00	0	0	\$74,500.00	\$1,071.60	466.4	\$77,727.17	(\$4,298.77)	104.33%
		400	Purchased Property Services	\$9,000.00	\$8,000.00	0	0	\$8,000.00	\$707.40	0	\$3,957.43	\$3,335.17	49.47%
		500	Other Purchased Services	\$25,200.00	\$26,200.00	0	0	\$26,200.00	\$1,233.79	1,194.06	\$12,683.70	\$12,282.51	48.41%
		600	Supplies	\$27,506.00	\$27,645.07	5.4	0	\$27,650.47	\$3,700.57	8,894.93	\$33,894.75	(\$9,944.85)	122.58%
		700	Property	\$2,800.00	\$3,166.00	0	0	\$3,166.00	\$0.00	0	\$885.51	\$2,280.49	27.97%
		800	Other Objects	\$500.00	\$1,134.00	0	0	\$1,134.00	\$0.00	0	\$1,230.00	(\$96.00)	108.47%
2100			\$4,994,023.00	\$5,055,162.07	\$5.40	\$0.00	\$5,055,167.47	\$310,057.96	\$378,287.89	\$3,984,571.25	\$760,538.26	78.82%	
2200	Support Serv. - Instruction	100	Personnel Services - Salaries	\$2,178,571.00	\$2,178,571.00	0	0	\$2,178,571.00	\$31,583.19	147,518.91	\$1,702,322.52	\$444,665.29	78.14%
		200	Personnel Services - Benefits	\$1,219,645.00	\$1,219,645.00	0	0	\$1,219,645.00	\$20,998.80	109,301.99	\$1,047,448.96	\$151,197.24	85.88%
		300	Purchased Prof & Tech Services	\$19,250.00	\$19,250.00	0	0	\$19,250.00	\$300.00	0	\$41,116.85	(\$22,166.85)	213.59%
		400	Purchased Property Services	\$4,340.00	\$4,490.81	0	0	\$4,490.81	\$480.00	0	\$1,185.81	\$2,825.00	26.41%
		500	Other Purchased Services	\$27,845.00	\$27,845.00	0	0	\$27,845.00	\$2,727.91	280.08	\$21,386.29	\$3,730.80	76.80%
		600	Supplies	\$236,865.00	\$236,714.19	0	-1,416.94	\$235,297.25	\$20,537.62	17,011.46	\$169,540.85	\$45,218.78	72.05%
		700	Property	\$84,436.00	\$82,727.41	37,543.94	0	\$120,271.35	\$14,997.75	37,093	\$58,069.73	\$47,203.87	48.28%
		800	Other Objects	\$4,295.00	\$4,295.00	0	0	\$4,295.00	\$0.00	50	\$14,665.00	(\$10,370.00)	341.44%
2200			\$3,775,247.00	\$3,773,538.41	\$37,543.94	-\$1,416.94	\$3,809,665.41	\$91,625.27	\$311,255.44	\$3,055,736.01	\$662,304.13	80.21%	
2300	Support Serv. - Administration	100	Personnel Services - Salaries	\$4,104,615.00	\$4,129,615.00	0	0	\$4,129,615.00	\$129,451.78	318,468.63	\$4,132,572.88	(\$132,409.66)	100.07%
		200	Personnel Services - Benefits	\$2,381,143.00	\$2,381,143.00	0	0	\$2,381,143.00	\$60,700.08	177,714.99	\$2,106,545.03	\$213,897.89	88.47%
		300	Purchased Prof & Tech Services	\$779,400.00	\$629,800.00	0	0	\$629,800.00	\$78,833.99	103,858.79	\$499,992.71	\$50,973.30	79.39%
		400	Purchased Property Services	\$30,300.00	\$32,740.88	0	0	\$32,740.88	\$15,597.71	2,940.15	\$19,824.66	(\$2,681.49)	60.55%
		500	Other Purchased Services	\$545,350.00	\$540,780.00	0	-242.57	\$540,537.43	\$16,344.29	4,631.44	\$360,855.22	\$163,337.92	66.76%
		600	Supplies	\$90,194.00	\$84,919.90	5,737.17	0	\$90,657.07	\$8,242.44	3,875.73	\$41,215.97	\$41,198.66	45.46%
		700	Property	\$76,900.00	\$76,900.00	0	-5,500	\$71,400.00	\$18,868.29	3,982	\$35,014.28	\$17,517.43	49.04%
		800	Other Objects	\$20,615.00	\$20,615.00	0	-95	\$20,520.00	\$0.00	0	\$16,832.78	\$3,687.22	82.03%
2300			\$8,028,517.00	\$7,896,513.78	\$5,737.17	-\$5,837.57	\$7,896,413.38	\$328,038.58	\$615,471.73	\$7,212,853.53	\$355,521.27	91.34%	

TESD Board Report - General Fund

May 2017

Function	MajorFunctionDesc	MajorAccount	MajorAccountDesc	Original Budget	Revised Bud Beg of Month	Transfer To	Transfer From	Revised Bud EOM	Encumbrance	MTD Expense	YTD Expense	Balance	% Expended
2400	Support Serv.-Pupil Health	100	Personnel Services - Salaries	\$621,022.00	\$671,022.00	0	0	\$671,022.00	\$12,801.41	56,198.21	\$573,167.31	\$85,053.28	85.42%
		200	Personnel Services - Benefits	\$417,840.00	\$417,840.00	0	0	\$417,840.00	\$6,028.36	35,293.49	\$356,609.89	\$55,201.75	85.35%
		300	Purchased Prof & Tech Services	\$187,000.00	\$187,000.00	0	0	\$187,000.00	\$47,947.18	26,265.66	\$167,537.82	(\$28,485.00)	89.59%
		400	Purchased Property Services	\$400.00	\$420.00	0	0	\$420.00	\$0.00	0	\$420.00	\$0.00	100.00%
		500	Other Purchased Services	\$200.00	\$411.08	0	0	\$411.08	\$0.00	0	\$411.08	\$0.00	100.00%
		600	Supplies	\$24,100.00	\$24,388.64	0	0	\$24,388.64	\$10,889.40	462.68	\$11,407.39	\$2,091.85	46.77%
		700	Property	\$5,800.00	\$5,800.00	0	0	\$5,800.00	\$0.00	0	\$5,700.00	\$100.00	98.28%
2400				\$1,256,362.00	\$1,306,881.72	\$0.00	\$0.00	\$1,306,881.72	\$77,666.35	\$118,220.04	\$1,115,253.49	\$113,961.88	85.34%
2500	Support Serv.-Business	100	Personnel Services - Salaries	\$757,392.00	\$757,392.00	0	0	\$757,392.00	\$6,691.47	51,900.16	\$621,352.01	\$129,348.52	82.04%
		200	Personnel Services - Benefits	\$551,544.00	\$551,544.00	0	0	\$551,544.00	\$5,136.78	39,051.87	\$501,003.50	\$45,403.72	90.84%
		300	Purchased Prof & Tech Services	\$41,200.00	\$241,200.00	0	0	\$241,200.00	\$185,691.06	4,506.25	\$53,922.59	\$1,586.35	22.36%
		400	Purchased Property Services	\$600.00	\$600.00	0	0	\$600.00	\$0.00	0	\$418.50	\$181.50	69.75%
		500	Other Purchased Services	\$5,700.00	\$5,700.00	0	0	\$5,700.00	\$0.00	1,012.19	\$6,513.92	(\$813.92)	114.28%
		600	Supplies	\$34,850.00	\$34,850.00	0	0	\$34,850.00	\$1,766.62	64.55	\$29,670.50	\$3,412.88	85.14%
		700	Property	\$2,000.00	\$52,000.00	0	0	\$52,000.00	\$0.00	0	\$51,949.90	\$50.10	99.90%
		800	Other Objects	\$47,725.00	\$46,725.00	0	0	\$46,725.00	\$0.00	445	\$26,904.35	\$19,820.65	57.58%
2500				\$1,441,011.00	\$1,690,011.00	\$0.00	\$0.00	\$1,690,011.00	\$199,285.93	\$96,980.02	\$1,291,735.27	\$198,989.80	76.43%
2600	Operation & Maint. Plant Serv.	100	Personnel Services - Salaries	\$4,058,864.00	\$4,058,864.00	0	0	\$4,058,864.00	\$200,016.41	329,136.46	\$4,071,529.32	(\$212,681.73)	100.31%
		200	Personnel Services - Benefits	\$2,394,669.00	\$2,394,669.00	0	0	\$2,394,669.00	\$81,940.04	213,440.03	\$2,574,167.05	(\$261,438.09)	107.50%
		300	Purchased Prof & Tech Services	\$155,000.00	\$155,000.00	0	0	\$155,000.00	\$85,534.06	8,381.11	\$256,722.53	(\$187,256.59)	165.63%
		400	Purchased Property Services	\$3,159,800.00	\$3,159,800.00	0	0	\$3,159,800.00	\$396,562.50	237,069.45	\$2,581,177.51	\$182,059.99	81.69%
		500	Other Purchased Services	\$431,500.00	\$431,500.00	0	0	\$431,500.00	\$32,807.65	4,237.61	\$280,640.24	\$118,052.11	65.04%
		600	Supplies	\$1,469,150.00	\$1,469,150.00	0	0	\$1,469,150.00	\$332,061.38	83,138	\$1,100,108.03	\$36,980.59	74.88%
		700	Property	\$290,500.00	\$240,500.00	0	0	\$240,500.00	\$12,887.86	12,183.48	\$205,611.01	\$22,001.13	85.49%
		800	Other Objects	\$8,250.00	\$8,250.00	0	0	\$8,250.00	\$17.32	362.53	\$4,839.00	\$3,393.68	58.65%
2600				\$11,967,733.00	\$11,917,733.00	\$0.00	\$0.00	\$11,917,733.00	\$1,141,827.22	\$887,948.67	\$11,074,794.69	(\$298,888.91)	92.93%

TESD Board Report - General Fund

May 2017

Function	MajorFunctionDesc	MajorAccount	MajorAccountDesc	Original Budget	Revised Bud Beg of Month	TransferTo	TransferFrom	Revised Bud EOM	Encumbrance	MTD Expense	YTD Expense	Balance	% Expended	
2700	Student Transportation Services	100	Personnel Services - Salaries	\$261,750.00	\$261,750.00	0	0	\$261,750.00	\$1,464.90	18,854.68	\$226,577.78	\$33,707.32	86.56%	
		200	Personnel Services - Benefits	\$164,564.00	\$164,564.00	0	0	\$164,564.00	\$2,609.82	13,590.09	\$159,560.44	\$2,393.74	96.96%	
		300	Purchased Prof & Tech Services	\$0.00	\$0.00	0	0	\$0.00	\$0.00	0	\$0.00	\$0.00	\$0.00	0.00%
		400	Purchased Property Services	\$17,000.00	\$17,000.00	0	0	\$17,000.00	\$326.52	326.52	\$10,603.56	\$6,069.92	\$6,069.92	62.37%
		500	Other Purchased Services	\$6,035,722.00	\$6,035,722.00	0	0	\$6,035,722.00	\$1,022,616.68	0	\$4,965,993.82	\$47,111.50	\$47,111.50	82.28%
		600	Supplies	\$464,300.00	\$464,300.00	0	0	\$464,300.00	\$96,394.20	37,185.99	\$365,275.00	\$2,630.80	\$2,630.80	78.67%
		700	Property	\$10,000.00	\$10,000.00	0	0	\$10,000.00	\$0.00	0	\$10,213.03	(\$213.03)	(\$213.03)	0.00%
		800	Other Objects	\$500.00	\$500.00	0	0	\$500.00	\$0.00	0	\$430.00	\$70.00	\$70.00	86.00%
2700				\$6,953,836.00	\$6,953,836.00	\$0.00	\$0.00	\$6,953,836.00	\$1,123,412.12	\$69,957.28	\$5,738,653.63	\$91,770.25	82.53%	
2800	Support Services Central	100	Personnel Services - Salaries	\$1,229,764.00	\$1,229,764.00	0	0	\$1,229,764.00	\$46,134.84	96,899.44	\$1,139,325.72	\$44,303.44	92.65%	
		200	Personnel Services - Benefits	\$682,688.00	\$682,688.00	0	0	\$682,688.00	\$19,208.83	57,408.13	\$664,488.55	(\$1,009.38)	\$664,488.55	97.33%
		300	Purchased Prof & Tech Services	\$425,500.00	\$425,500.00	0	0	\$425,500.00	\$20,307.00	22,877.37	\$260,068.70	\$145,124.30	\$145,124.30	61.12%
		400	Purchased Property Services	\$230,000.00	\$230,000.00	0	0	\$230,000.00	\$35,410.87	11,454.71	\$160,981.38	\$33,607.75	\$33,607.75	69.99%
		500	Other Purchased Services	\$37,000.00	\$37,579.60	0	0	\$37,579.60	\$0.00	2,349.06	\$43,327.91	(\$5,748.31)	\$43,327.91	115.30%
		600	Supplies	\$200,200.00	\$199,620.40	0	0	\$199,620.40	\$10,914.86	78,450.47	\$261,186.03	(\$72,480.49)	\$261,186.03	130.84%
		700	Property	\$128,000.00	\$128,000.00	0	0	\$128,000.00	\$0.00	1,134.94	\$34,720.71	\$93,279.29	\$93,279.29	27.13%
		800	Other Objects	\$11,000.00	\$11,000.00	0	0	\$11,000.00	\$0.00	0	\$0.00	\$11,000.00	\$11,000.00	0.00%
2800				\$2,944,152.00	\$2,944,152.00	\$0.00	\$0.00	\$2,944,152.00	\$131,976.40	\$270,574.12	\$2,564,099.00	\$248,076.60	87.09%	
2900	Other Support Services	100	Personnel Services - Salaries	\$431,674.00	\$431,674.00	0	0	\$431,674.00	\$0.00	136,432.92	\$139,725.62	\$291,948.38	\$291,948.38	32.37%
		200	Personnel Services - Benefits	\$12,309.00	\$12,309.00	0	0	\$12,309.00	\$94,086.05	37,186.79	\$288,163.20	(\$369,940.25)	(\$369,940.25)	2,341.08%
		300	Purchased Prof & Tech Services	\$40,500.00	\$40,500.00	0	0	\$40,500.00	\$9,928.72	0	\$22,071.28	\$8,500.00	\$8,500.00	54.50%
		500	Other Purchased Services	\$70,000.00	\$70,000.00	0	0	\$70,000.00	\$0.00	0	\$68,760.03	\$1,239.97	\$1,239.97	98.23%
		700	Property	\$0.00	\$0.00	0	0	\$0.00	\$0.00	0	\$0.00	\$0.00	\$0.00	0.00%
2900				\$554,483.00	\$554,483.00	0	0	\$554,483.00	\$104,014.77	\$173,619.71	\$518,720.13	(\$68,251.90)	93.55%	
Total 2000				\$41,915,364.00	\$42,092,310.98	\$43,286.51	-\$7,254.51	\$42,128,342.98	\$3,507,904.60	\$2,922,314.90	\$36,556,417.00	\$2,064,021.38	86.77%	

TESD Board Report - General Fund

May 2017

Function	MajorFunctionDesc	MajorAccount	MajorAccountDesc	Original Budget	Revised Bud Beg of Month	Transfer To	Transfer From	Revised Bud EOM	Encumbrance	MTD Expense	YTD Expense	Balance	% Expended
3200	Student Activities	100	Personnel Services - Salaries	\$360,074.00	\$360,074.00	0	0	\$360,074.00	\$55.47	26,790.82	\$257,472.52	\$102,546.01	71.51%
		200	Personnel Services - Benefits	\$0.00	\$105,000.00	0	0	\$105,000.00	\$2,675.73	10,314.21	\$98,920.22	\$3,404.05	94.21%
		300	Purchased Prof & Tech Services	\$0.00	\$50,000.00	0	0	\$50,000.00	\$7,952.89	3,976.79	\$35,791.11	\$6,256.00	0.00%
		500	Other Purchased Services	\$29,000.00	\$29,000.00	0	0	\$29,000.00	\$0.00	0	\$0.00	\$29,000.00	0.00%
		600	Supplies	\$13,500.00	\$7,886.50	0	-5,200	\$2,686.50	\$0.00	0	\$1,291.32	\$1,395.18	48.07%
3200			\$402,574.00	\$551,960.50	\$0.00	-\$5,200.00	\$546,760.50	\$10,684.09	\$41,081.82	\$393,475.17	\$142,601.24	71.96%	
3300	Community Services	100	Personnel Services - Salaries	\$0.00	\$0.00	0	0	\$0.00	\$0.00	0	\$0.00	\$0.00	0.00%
		200	Personnel Services - Benefits	\$0.00	\$0.00	0	0	\$0.00	\$0.00	0	\$0.00	\$0.00	0.00%
		600	Supplies	\$0.00	\$0.00	0	0	\$0.00	\$0.00	0	\$0.00	\$0.00	0.00%
3300			\$0.00	\$0.00	\$0.00	\$0.00	\$0.00	\$0.00	\$0.00	\$0.00	\$0.00	0.00%	
Total 3000			\$402,574.00	\$551,960.50	\$0.00	-\$5,200.00	\$546,760.50	\$10,684.09	\$41,081.82	\$393,475.17	\$142,601.24	71.96%	
5100	Debt Service	800	Other Objects	\$2,408,350.00	\$2,408,350.00	0	0	\$2,408,350.00	\$0.00	0	\$2,406,778.22	\$1,571.78	99.93%
		900	Other Financing Uses	\$4,465,000.00	\$4,465,000.00	0	0	\$4,465,000.00	\$0.00	0	\$4,690,000.00	(\$225,000.00)	105.04%
5100			\$6,873,350.00	\$6,873,350.00	\$0.00	\$0.00	\$6,873,350.00	\$0.00	\$0.00	\$7,096,778.22	(\$223,428.22)	103.25%	
5200	Fund Transfers	900	Other Financing Uses	\$1,517,477.00	\$1,517,477.00	0	0	\$1,517,477.00	\$0.00	0	\$0.00	\$1,517,477.00	0.00%
5200			\$1,517,477.00	\$1,517,477.00	\$0.00	\$0.00	\$1,517,477.00	\$0.00	\$0.00	\$0.00	\$1,517,477.00	0.00%	
5900	Budgetary Reserve	800	Other Objects	\$2,000,000.00	\$2,000,000.00	0	0	\$2,000,000.00	\$0.00	0	\$0.00	\$2,000,000.00	0.00%
5900			\$2,000,000.00	\$2,000,000.00	\$0.00	\$0.00	\$2,000,000.00	\$0.00	\$0.00	\$0.00	\$2,000,000.00	0.00%	
Total 5000			\$10,390,827.00	\$10,390,827.00	\$0.00	\$0.00	\$10,390,827.00	\$0.00	\$0.00	\$7,096,778.22	\$3,294,048.78	68.30%	
Totals for General Fund:				\$131,270,392.00	\$131,270,392.00	\$153,139.67	-\$153,139.67	\$131,270,392.00	\$7,723,876.88	\$8,904,543.41	\$107,150,551.72	\$16,395,963.40	81.63%

TREDYFFRIN/EASTTOWN SCHOOL DISTRICT

BUDGET TRANSFERS

May, 2017

Period	Budget Unit	Account	Amount (From)/To	Reason	Owner
11	10225010190BB000	640	500.00	BOOKS NEEDED	DEMMING
11	10225010190BB000	610	(500.00)	BOOKS NEEDED	DEMMING
11	10110010300DD000	768	270.00	IPADS FOR PE & READING	PARKER
11	10110010300DD000	760	(270.00)	IPADS FOR PE & READING	PARKER
11	10110010300DD000	580	150.00	KINDER CONF	PARKER
11	10110010300DD000	618	(150.00)	KINDER CONF	PARKER
11	10110010300DD000	610	220.00	SUPPLIES FOR PRIMARY	PARKER
11	10110010090DD000	610	(220.00)	SUPPLIES FOR PRIMARY	PARKER
11	10110010300DD000	618	112.00	TRANSFER KIT FOR PRINTER	PARKER
11	10110010300DD000	758	(112.00)	TRANSFER KIT FOR PRINTER	PARKER
11	10110010300DD000	618	38.00	TRANSFER KIT FOR PRINTER	PARKER
11	10110010300DD000	648	(38.00)	TRANSFER KIT FOR PRINTER	PARKER
11	10110000120EE000	758	30,755.33	EQUIPMENT - MAY 2017	CATALDI
11	10110000140EE000	640	(30,755.33)	EQUIPMENT - MAY 2017	CATALDI
11	10110000120EE000	758	15,500.00	EQUIPMENT - MAY 2017	CATALDI
11	10110000140EE000	640	(15,500.00)	EQUIPMENT - MAY 2017	CATALDI
11	10110010220FF000	640	0.09	BUDGET TRANSFER	WILLS
11	10110010270FF000	640	(0.09)	BUDGET TRANSFER	WILLS
11	10110010300FF000	618	855.19	BUDGET TRANSFER	WILLS
11	10110010300FF000	580	56.68	BUDGET TRANSFER	WILLS
11	10110010300FF000	610	(56.68)	BUDGET TRANSFER	WILLS
11	10110010300FF000	758	207.00	BUDGET TRANSFER	WILLS
11	10110010300FF000	610	(207.00)	BUDGET TRANSFER	WILLS
11	10110010300FF000	760	(241.67)	BUDGET TRANSFER	WILLS
11	10110010300FF000	758	(613.52)	BUDGET TRANSFER	WILLS
11	1012411017AFF000	610	405.56	BUDGET TRANSFER	WILLS
11	1012411017AFF000	640	(405.56)	BUDGET TRANSFER	WILLS
11	10225020190TT000	640	90.00	LIBRARY TRANSFER	PHILLIPS
11	10225020190TT000	618	(90.00)	LIBRARY TRANSFER	PHILLIPS
11	10225020190TT000	610	60.00	LIBRARY TRANSFERS	PHILLIPS
11	10225020190TT000	618	(60.00)	LIBRARY TRANSFERS	PHILLIPS
11	10225020190TT000	648	350.00	LIBRARY TRANSFERS	PHILLIPS
11	10225020190TT000	618	(350.00)	LIBRARY TRANSFERS	PHILLIPS
11	10225020190TT000	610	830.00	LIBRARY TRANSFERS	PHILLIPS
11	10225020190TT000	640	(830.00)	LIBRARY TRANSFERS	PHILLIPS
11	10225020190TT000	640	900.00	MEDIA CENTER TRANSFER	PHILLIPS
11	10225020190TT000	610	(900.00)	MEDIA CENTER TRANSFER	PHILLIPS
11	10238020220TT000	758	3,500.00	TRANSF FOR COMPUTER CARTS	PHILLIPS
11	10238020220TT000	610	(3,500.00)	TRANSF FOR COMPUTER CARTS	PHILLIPS
11	10238020220TT000	758	11,240.00	TRANSF FOR COMPUTERS/CART	PHILLIPS
11	10238020220TT000	768	(11,240.00)	TRANSF FOR COMPUTERS/CART	PHILLIPS
11	10238020220TT000	750	3,500.00	TRANSF FOR CONF TABLE	PHILLIPS
11	10238020220TT000	610	(3,500.00)	TRANSF FOR CONF TABLE	PHILLIPS
11	10238020220TT000	610	14,500.00	TRANSF FOR GEN SUPPLIES	PHILLIPS
11	10238020220TT000	750	(14,500.00)	TRANSF FOR GEN SUPPLIES	PHILLIPS
11	10110020300TT000	758	320.00	TRANSFER FOR APPLE IPADS	PHILLIPS
11	10110020300TT000	768	(320.00)	TRANSFER FOR APPLE IPADS	PHILLIPS
11	10238020220TT000	768	3,500.00	TRANSFER FOR PROJECTORS	PHILLIPS
11	10238020220TT000	760	(1,500.00)	TRANSFER FOR PROJECTORS	PHILLIPS
11	10238020220TT000	648	(2,000.00)	TRANSFER FOR PROJECTORS	PHILLIPS
11	10110020100TT000	610	95.00	TRANSFER TO MUSIC SUPPLIE	PHILLIPS
11	10110020100TT000	810	(95.00)	TRANSFER TO MUSIC SUPPLIE	PHILLIPS
11	10110020300VV000	750	3,000.00	EQUIPMENT	GIBSON
11	10110020080VV000	610	(3,000.00)	EQUIPMENT	GIBSON
11	10110020300VV000	758	50,575.00	EQUIP PURCHASE - MAY	GIBSON
11	10110020300TT000	758	50,575.00	EQUIP PURCHASE - MAY	PHILLIPS
11	10110000120EE000	442	(101,150.00)	EQUIP PURCHASE - MAY	CATALDI
11	10223030300CC000	768	37,627.00	EQUIP PURCHASE - MAY	MEISINGER
11	10110000120EE000	768	(37,627.00)	EQUIP PURCHASE - MAY	CATALDI
11	10110020300VV000	618	3,000.00	Computer Supplies	GIBSON
11	10225020190VV000	618	(3,000.00)	Computer Supplies	GIBSON

**TREDYFFRIN/EASTTOWN SCHOOL DISTRICT
BUDGET TRANSFERS
May, 2017**

Period	Budget Unit	Account	Amount (From)/To	Reason	Owner
11	10225010190NN000	430	195.00	Budget Transfer	WHYTE
11	10110010300NN000	610	176.40	Budget Transfer	WHYTE
11	10110010300NN000	760	0.60	Budget Transfer	WHYTE
11	1012411017ANN000	610	(372.00)	Budget Transfer	WHYTE

I CERTIFY THAT I HAVE REVIEWED ALL TRANSFERS
AS PRESENTED ON THIS REPORT


9/13/17

 Arthur J. McDonnell, Business Manager Date

**CONESTOGA HIGH SCHOOL
STUDENT ACTIVITY ACCOUNTS
April 30, 2017**

Account Number	Description	Balance @ 3/31/17	Disbursements	Receipts	Transfers	Balance @ 4/30/17
A 1	Miscellaneous	0.00				0.00
A 11	Spring Track	1,020.00	186.00	0.00	0.00	834.00
A 12	Boys Tennis	0.00	0.00		0.00	0.00
A 13	Girls Tennis	0.00	0.00		0.00	0.00
A 14	Boys Baseball	2,692.00	883.00	0.00	0.00	1,809.00
A 15	Golf	(350.00)	0.00	0.00	0.00	(350.00)
A 16	Boys Lacrosse	3,472.00	1,560.25	0.00	0.00	1,911.75
A 17	Boys Swimming	(302.00)	0.00	0.00	0.00	(302.00)
A 18	Girls Swimming	499.00	0.00	0.00	0.00	499.00
A 2	Football	1,309.00	0.00	0.00	0.00	1,309.00
A 21	Girls Softball	3,069.00	556.00	0.00		2,513.00
A 22	Girls Soccer	2,208.00	0.00	0.00		2,208.00
A 23	Girls Volleyball	30.00	0.00	0.00	0.00	30.00
A 24	Girls Lacrosse	2,575.00	1,778.25	0.00	0.00	796.75
A 3	Girls Hockey	1,567.00	56.00	0.00	0.00	1,511.00
A 4	Boys Soccer	1,200.00	0.00	0.00	0.00	1,200.00
A 5	Cross Country	0.00	0.00	0.00		0.00
A 6	Boys Basketball	81.00	0.00	0.00		81.00
A 7	Girls Basketball	496.00	0.00	0.00		496.00
A 8	Wrestling	(77.00)	0.00	0.00	0.00	(77.00)
A 9	Winter Track	0.00	0.00	0.00		0.00
B	1000 Cranes	90.66	0.00	0.00		90.66
B	2018 New Voters Club	50.00	0.00	0.00		50.00
B	A Voice For Vets	50.00	0.00	0.00		50.00
B	AASU	1,011.78	0.00	0.00	0.00	1,011.78
B	AASU Scholarship	634.26	0.00	0.00	0.00	634.26
B	Above the Influence	105.57	0.00	0.00	0.00	105.57
B	Academic Competition	571.47	0.00	0.00		571.47
B	Adopt-A-Grandparent	339.92	0.00	0.00		339.92
B	All about Soccer	301.25	0.00	0.00		301.25
B	All Girls Acapella Group	38.50	0.00	0.00		38.50
B	Animal Abuse Awareness	338.31	0.00	0.00		338.31
B	Anime Club	847.10	0.00	0.00		847.10
B	Anti Defamation League	11.07	0.00	0.00	0.00	11.07
B	AP Study Group	50.11	0.00	0.00		50.11
B	Architecture and Design	57.00	0.00	0.00		57.00
B	Art Reaching the Community	64.30	0.00	0.00		64.30
B	Asian American Club	1,960.42	0.00	0.00		1,960.42
B	Astronomy Club	192.12	0.00	0.00		192.12
B	Athletes Helping	300.08	0.00	0.00		300.08
B	Band Fund	2,037.76	0.00	710.00		2,747.76
B	Best Buddies	3,429.48	645.00	544.85	0.00	3,329.33
B	Big Brother Big Sister	0.00	0.00	0.00	0.00	0.00

**CONESTOGA HIGH SCHOOL
STUDENT ACTIVITY ACCOUNTS
April 30, 2017**

Account Number	Description	Balance @ 3/31/17	Disbursements	Receipts	Transfers	Balance @ 4/30/17
B	Biology Club	655.76	0.00	0.00		655.76
B	Bowling Club	131.37		0.00		131.37
B	Brighter Futures for Females	0.00	0.00	0.00		0.00
B	Bringing Hope Home	153.02	0.00	0.00		153.02
B	Build On Club	188.23	0.00	0.00		188.23
B	Cheerleaders Club	4,047.44	0.00	90.00		4,137.44
B	Chemistry Fund	750.43	18.94	0.00	0.00	731.49
B	Chess Fund	235.33	0.00	0.00		235.33
B	Choral Fund	753.87	0.00	0.00	0.00	753.87
B	CHS Fishing club	1,855.64	0.00	0.00	0.00	1,855.64
B	Clash of the Clans	50.09	0.00	0.00		50.09
B	Climate Change Awareness	0.00	0.00	50.00		50.00
B	Comic Club	125.97	0.00	0.00		125.97
B	Compositions for Cancer	71.45	0.00	0.00		71.45
B	Computer Science Club	530.33	0.00	0.00	0.00	530.33
B	Computers for Kids	75.22	0.00	0.00	0.00	75.22
B	Conestoga Coupons for a cause	50.07	0.00	0.00	0.00	50.07
B	Conestoga Cure	50.00	0.00	0.00	0.00	50.00
B	Conestoga Investment Club	19.51	0.00	0.00		19.51
B	Counter-Culture Club	50.00	0.00	0.00		50.00
B	Crew Club	626.22		0.00		626.22
B	Cricket Club	50.16		0.00		50.16
B	Cupcakes for Casa	1,634.28	0.00	0.00		1,634.28
B	Cure 4 Cam	50.00	0.00	0.00		50.00
B	Cycling Club	50.26	0.00	0.00		50.26
B	DECA	466.09	0.00	0.00		466.09
B	Doctor Who Club	50.00	0.00	0.00		50.00
B	Doctors without Borders	50.00	0.00	0.00		50.00
B	Drama club	2,045.23	0.00	267.00	0.00	2,312.23
B	Dream Academy	266.47	0.00	0.00		266.47
B	E Nable	124.35	0.00	445.00		569.35
B	EDGE	50.00	0.00	0.00		50.00
B	Education Enrichment Club	3.16	0.00	0.00		3.16
B	Environthon Team	116.75	0.00	0.00	0.00	116.75
B	ESL Club	1,993.34	338.26	98.25	0.00	1,753.33
B	Eyes for you	0.00	0.00	0.00	0.00	0.00
B	Fall Drama Club	21,202.46	0.00	0.00	0.00	21,202.46
B	Fellowship of Christian Athletes	0.41	0.00	0.00	0.00	0.41
B	Fencing Club	1,947.46	0.00	0.00	0.00	1,947.46
B	Fighting Back	50.07	0.00	0.00	0.00	50.07
B	Film Production Club	181.00	0.00	0.00	0.00	181.00
B	FLITE	1,566.38	0.00	280.32	0.00	1,846.70
B	Foreign Language Fund	442.18	204.00	178.25		416.43

**CONESTOGA HIGH SCHOOL
STUDENT ACTIVITY ACCOUNTS
April 30, 2017**

Account Number	Description	Balance @ 3/31/17	Disbursements	Receipts	Transfers	Balance @ 4/30/17
B	Free to Breathe	(0.00)	0.00	0.00		(0.00)
B	French Club	1,139.18	0.00	132.50		1,271.68
B	Game Theory	56.97	0.00	0.00	0.00	56.97
B	Gay Straight Alliance	1,368.89	0.00	0.00	0.00	1,368.89
B	Gender Equality	155.57	0.00	0.00	0.00	155.57
B	Gene Club	55.09	0.00	0.00	0.00	55.09
B	Geocache Club	50.12	0.00	0.00	0.00	50.12
B	German Culture	1.59	0.00	0.00		1.59
B	Girls in STEM	50.05	0.00	0.00		50.05
B	Global Citizens Club	150.57		0.00		150.57
B	Greek Culture Club	228.92	0.00	0.00		228.92
B	Greening Stoga Task Force	957.37	0.00	0.00		957.37
B	Habitat For Humanity	539.83	60.76	21.39		500.46
B	Hands for Hearts	0.00	0.00	0.00		0.00
B	Harry Potter Club	50.00	0.00	0.00		50.00
B	High School Hero X	0.00	0.00	0.00		0.00
B	Hip Hop Club	8.76	0.00	0.00		8.76
B	Hispanic Club	1,723.77	500.00	0.00		1,223.77
B	Horticulture Club	1,229.59	216.99	315.00	0.00	1,327.60
B	Human Rights Club	(0.00)	0.00	0.00	0.00	(0.00)
B	Humankind Water Club	420.94	0.00	0.00	0.00	420.94
B	Interact	679.94	0.00	0.00		679.94
B	Interview Club	0.00	0.00	0.00		0.00
B	Intramural Club	194.47		0.00	0.00	194.47
B	Italian Club	966.74	0.00	0.00	0.00	966.74
B	Jewish Culture Club	60.93	0.00	0.00	0.00	60.93
B	Jr Classical League	(123.41)	0.00	0.00	0.00	(123.41)
B	Jr Statesmen	6,175.31	1,020.80	0.00		5,154.51
B	Key Club	4,412.92	2,267.24	378.00	0.00	2,523.68
B	Kids caring for cancer	(0.00)	0.00	0.00		(0.00)
B	Korean Culture Club	0.00	0.00	0.00		0.00
B	Kpop	50.00	0.00	0.00		50.00
B	LINK	270.13	0.00	0.00		270.13
B	Lit Mag	557.55	0.00	0.00	0.00	557.55
B	Locks of Love	(0.00)	0.00	0.00	0.00	(0.00)
B	Magic the Gathering	50.05	0.00	0.00	0.00	50.05
B	Manifest	2,919.41	0.00	0.00	0.00	2,919.41
B	Mental Health Awareness Club	50.07	0.00	0.00	0.00	50.07
B	Middle Eastern Culture club	0.00	0.00	0.00		0.00
B	Model UN Club	6,210.78	0.00	102.90	0.00	6,313.68
B	Motorsports Club	173.88	0.00	0.00	0.00	173.88
B	MSA	208.10	0.00	0.00	0.00	208.10
B	Mudders Club	(531.16)	0.00	0.00	0.00	(531.16)

**CONESTOGA HIGH SCHOOL
STUDENT ACTIVITY ACCOUNTS
April 30, 2017**

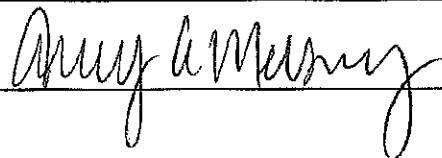
Account Number	Description	Balance @ 3/31/17	Disbursements	Receipts	Transfers	Balance @ 4/30/17
B	Music Inspires Change	1,613.32	0.00	0.00	0.00	1,613.32
B	Musicians' Guild	1,593.18	0.00	0.00		1,593.18
B	NAHS	1,024.44	0.00	0.00	0.00	1,024.44
B	NA Alliance End Homelessness	50.00	0.00	0.00	0.00	50.00
B	National History Comp.	57.82	0.00	0.00	0.00	57.82
B	Navigate	1,399.35	0.00	0.00	0.00	1,399.35
B	Northern Children's serv	167.92	0.00	0.00	0.00	167.92
B	Objectivist Club	50.11	0.00	0.00		50.11
B	Operation Oncology	50.08	0.00	0.00		50.08
B	Operation smile	0.00	0.00	0.00		0.00
B	Origami Club	50.00	0.00	0.00		50.00
B	Paddle Tennis	50.83	0.00	0.00		50.83
B	Paintball Club	50.00	0.00	0.00		50.00
B	PANDA	0.00	0.00	0.00		0.00
B	Parts for Hearts	396.45	0.00	0.00		396.45
B	PB&J Club	0.00	0.00	0.00		0.00
B	Peer Mediation	2,548.24	0.00	215.05	0.00	2,763.29
B	Pen Pal Club	0.00	0.00	0.00		0.00
B	Philosophy Club	120.22	0.00	0.00	0.00	120.22
B	Photography Club	903.96	0.00	0.00		903.96
B	Physics Club	50.34		0.00		50.34
B	Pilates Club	50.00		0.00		50.00
B	Piodanco	2,835.99	2,400.00	0.00		435.99
B	Pioneer Pit Club	50.00	0.00	0.00		50.00
B	Power up against Cancer	0.00	0.00	0.00		0.00
B	Puppy PALS	156.30	0.00	0.00		156.30
B	RAD	(0.00)	0.00	0.00		(0.00)
B	Racquet Sports club	50.00	0.00	0.00		50.00
B	Reach	1,372.39	185.00	0.00		1,187.39
B	Red Cross	50.04	0.00	0.00		50.04
B	Renaissance Reenactment club	50.00	0.00	0.00		50.00
B	Richard Wright Project	50.11	0.00	0.00		50.11
B	Robotics Club	222.77	0.00	97.05	0.00	319.82
B	Ryan's Case for Smiles	3,894.58	0.00	0.00		3,894.58
B	SADD	1,626.09	0.00	0.00		1,626.09
B	SAFE	1,214.23	0.00	0.00		1,214.23
B	SAVES	453.88	134.00	114.51		434.39
B	Science Olympiad	6,423.93	1,264.15	980.00		6,139.78
B	Secrets To a Long Life	80.17	0.00	0.00		80.17
B	SEPA	50.00	0.00	0.00		50.00
B	Shine	161.03	0.00	0.00	0.00	161.03
B	Ski Club	181.46	0.00	208.00	0.00	389.46
B	Smiles for Autism	791.87	0.00	0.00	0.00	791.87

**CONESTOGA HIGH SCHOOL
STUDENT ACTIVITY ACCOUNTS
April 30, 2017**

Account Number	Description	Balance @ 3/31/17	Disbursements	Receipts	Transfers	Balance @ 4/30/17
B	SOAR	50.17	0.00	0.00	0.00	50.17
B	Soccer Club	9,236.92	521.80	675.00	0.00	9,390.12
B	South Asia Culture Club	160.92	0.00	0.00	0.00	160.92
B	Spark the Wave	0.00	0.00	0.00	0.00	0.00
B	Special Futures	0.00	0.00	0.00	0.00	0.00
B	Spoke	8,607.70	348.65	1,681.00		9,940.05
B	Sports Debate Club	50.00	0.00	0.00		50.00
B	Sports for Supports	0.00	0.00	0.00	0.00	0.00
B	Squash Club	101.94	0.00	0.00		101.94
B	Stage Crew	785.43	0.00	0.00	0.00	785.43
B	Standing Together	226.91	0.00	0.00		226.91
B	STEAM	50.11	0.00	0.00		50.11
B	Stoga Connects	50.30	0.00	0.00		50.30
B	Stoga Echoes	175.63	0.00	0.00		175.63
B	Stoga Green Peace	103.20	0.00	0.00		103.20
B	Stoga Hope	410.44	0.00	0.00		410.44
B	Stoga Launch	0.00	0.00	50.00		50.00
B	Stoga Music Crusade	117.70	0.00	0.00		117.70
B	Stoga Music Theatre	46,016.42	6,408.55	2,650.00		42,257.87
B	Stoga Sack Club	0.00	0.00	0.00		0.00
B	Stoga Sierra	323.22	323.22	0.00		0.00
B	Stoga Slam League	50.18	0.00	0.00		50.18
B	Stoga Steppers	82.94	0.00	0.00		82.94
B	Stoga Study Buddies	195.93	0.00	0.00		195.93
B	Stogabundance	103.73	0.00	0.00		103.73
B	Student to Student	73.48	0.00	0.00		73.48
B	Student United Way Club	133.39	0.00	0.00		133.39
B	t/e Kids Care	268.43	0.00	0.00		268.43
B	Take a Blink for Pink	815.45	0.00	0.00		815.45
B	Technology Student Assoc	1,275.06	0.00	750.00	0.00	2,025.06
B	TED X	50.26	0.00	0.00		50.26
B	TEEC Club	50.11	0.00	0.00		50.11
B	Tennis to a Future Club	0.00	0.00	50.00		50.00
B	The Book Club	50.30	0.00	0.00		50.30
B	The Cappies	375.38	0.00	0.00	0.00	375.38
B	The First Tee	50.25	0.00	0.00		50.25
B	The Pulsera Project	(0.00)	0.00	0.00	0.00	(0.00)
B	Together We Rise	50.12	0.00	0.00		50.12
B	Tri-M Music Honor Society	417.70	23.32	0.00	0.00	394.38
B	TV Production	658.34	0.00	0.00		658.34
B	Underwater Robotics Team	214.03	0.00	0.00	0.00	214.03
B	UNHCR	187.32	0.00	275.30	0.00	462.62
B	Unicef	371.29	0.00	0.00	0.00	371.29

**CONESTOGA HIGH SCHOOL
STUDENT ACTIVITY ACCOUNTS
April 30, 2017**

Account Number	Description	Balance @ 3/31/17	Disbursements	Receipts	Transfers	Balance @ 4/30/17
B	Vegetarian Club	54.06	0.00	0.00		54.06
B	Volleyball	530.36		0.00		530.36
B	We for She	50.00		0.00		50.00
B	Wear it Share it	50.00		0.00		50.00
B	Wishes for the Wild	70.40	0.00	0.00		70.40
B	Women in Politics	50.23	0.00	0.00		50.23
B	Wounded Warrior Project	180.55	0.00	0.00		180.55
B	Yearbook	13,664.39	0.00	0.00		13,664.39
B	Yoga and Meditation club	0.00	0.00	0.00		0.00
B	Young Advocates for Designers	50.07	0.00	0.00		50.07
B	Young Democrats Club	104.05	0.00	0.00		104.05
B	Young Economists Club	50.00	0.00	0.00		50.00
B	Young Republicans Club	158.23		0.00		158.23
B	Young Republicrats	50.00	0.00	0.00	0.00	50.00
B	Young Socialists Club	50.00	0.00	0.00		50.00
C	Class of 2017	9,440.52	30,805.28	28,001.00	0.00	6,636.24
C	Class of 2018	4,564.51	2,270.17	0.00		2,294.34
C	Class of 2019	4,575.85	4,470.65	5,515.00		5,620.20
C	Class of 2020	4,740.13	7,337.75	7,850.00		5,252.38
D	Clearing Account	612.66	0.00	0.00	0.00	612.66
D	Field Trip Account	849.84	225.00	1,767.00	0.00	2,391.84
D	Interest Income	684.03	0.00	126.56		810.59
E	Beautification	5,565.24	0.00	0.00	0.00	5,565.24
E	NHS	292.20	0.00	0.00		292.20
E	Student Body Fund	18,116.16	0.00	0.00	0.00	18,116.16
E	Student Council	17,838.16	1,008.37	237.00	0.00	17,066.79
E	Testing Service	(3,108.85)	0.00	0.00	0.00	(3,108.85)
	Totals	286,407.67	68,017.40	54,855.93	0.00	273,246.20

Approved 

Date 5.23.17

**T/E MIDDLE SCHOOL
STUDENT ACTIVITY ACCOUNTS
April 30, 2017**

Account Number	Description	Balance @ 3/31/2017	Disbursements	Receipts	Transfers	Balance @ 4/30/2017
1001	Misc Athletics	\$ (160.00)	\$ 560.00			\$ (720.00)
1002	Football	\$ 555.00				\$ 555.00
1003	Hockey	\$ (25.00)				\$ (25.00)
1004	Soccer	\$ 75.00				\$ 75.00
1005	Volleyball	\$ 175.00				\$ 175.00
1006	Basketball	\$ 224.00				\$ 224.00
1007	Wrestling	\$ (310.00)				\$ (310.00)
1008	Softball	\$ 1,200.00	\$ 60.00			\$ 1,140.00
1009	Baseball	\$ 1,500.00	\$ 60.00			\$ 1,440.00
1010	Lacrosse	\$ 2,800.00	\$ 370.00			\$ 2,430.00
2001	Yearbook	\$ 1,846.06		\$ 635.50		\$ 2,481.56
2003	Junior Model UN	\$ 189.50	\$ 1,679.00	\$ 300.00		\$ (1,189.50)
2004	Student Council	\$ 812.82	\$ 2,423.64	\$ 3,208.50		\$ 1,597.68
2005	Cultural Clubs	\$ 586.95				\$ 586.95
3001	Tech Ed	\$ -				\$ -
3002	5th/6th Trips-Extracurr.	\$ (1,670.00)	\$ 1,026.00			\$ (2,696.00)
3003	7th Williamsburg	\$ (237.00)	\$ 37,318.75	\$ 64,945.00		\$ 27,389.25
3004	8th Hershey	\$ (14,914.24)				\$ (14,914.24)
3006	8th Washington DC	\$ 259.92				\$ 259.92
4004	Media Center	\$ 156.89				\$ 156.89
4007	Miscellaneous	\$ 5,190.08	\$ 2,281.14			\$ 2,908.94
4008	Interest	\$ 75.97		\$ 28.03		\$ 104.00
4010	Student Body Account	\$ 8,609.35	\$ 130.96			\$ 8,478.39
5001	Music	\$ 2,231.00	\$ 7,895.00	\$ 8,644.00		\$ 2,980.00
5002	5/6 & 7/8 Plays	\$ 4,546.50	\$ 33.52	\$ 46.00		\$ 4,558.98
6001	Gr 5 Trips & Programs	\$ 4,338.00	\$ 4,355.00			\$ (17.00)
6002	Gr 6 Trips & Programs	\$ 4,704.00		\$ 4,260.00		\$ 8,964.00
6003	Gr 7 Trips & Programs	\$ 1,550.00				\$ 1,550.00
6004	Gr 8 Trips & Programs	\$ (299.99)				\$ (299.99)
						\$ -
	Totals	\$ 24,009.81	\$ 58,193.01	\$ 82,067.03		\$ 47,883.83

Approved *A Phillips*

Valley Forge Middle School
Student Activities Accounts
April 30, 2017

Account Number	Description	Balance @ 3/31/17	Disbursements	Receipts	Transfers	Balance @ 4/30/17
A 1001	Miscellaneous	4,008.00	1,474.00			2,534.00
A 1002	Football	0.00				0.00
A 1003	Hockey	0.00				0.00
A 1004	Soccer	0.00				0.00
A 1005	Volleyball	0.00				0.00
A 1006	Basketball	0.00				0.00
A 1007	Wrestling	0.00				0.00
A 1008	Track	0.00	1,330.50	1,330.50		0.00
A 1009	Baseball	0.00	300.00	300.00		0.00
A 1010	Softball	0.00	235.00	235.00		0.00
A 1011	Lacrosse	0.00	570.00	460.00		(110.00)
C 2003	VF Track Club	6,689.78	109.61			6,580.17
C 2004	Builders Club	3,364.62	106.11			3,258.51
C 2005	Model UN Club	1,250.51	64.00			1,186.51
C 2007	Odyssey of Mind	0.00				0.00
C2008	Future Cities	73.70				73.70
C 2009	Girl Up!	221.00				221.00
F 3002	Williamsburg Trip	36,596.83	800.00			35,796.83
F 3005	Grade 5 Trips	4,945.95		980.00		5,925.95
F 3006	Grade 6 Trips	11,294.64				11,294.64
F 3007	Grade 7 Trips	563.02				563.02
F 3008	Grade 8 Trips	72,977.70		900.00		73,877.70
G 4001	Student Body Acct	159.80				159.80
G 4003	Yearbook	16,805.94				16,805.94
G 4004	Student Council	8,909.80	60.00	343.00		9,192.80
G 4007	Interest	158.41	15.00	107.75		251.16
G 4008	School Store	623.47				623.47
G 4009	Drama	12.90				12.90
G 4011	Musical Fund	1,337.70				1,337.70
G 4012	Community Service	2,280.02	285.88			1,994.14
M 5001	Band Fund	64.27		350.00		414.27
M 5002	Vocal/String Music	0.00				0.00
M 5003	Music Trip Acct.	2,367.46	3,268.00	2,465.00		1,564.46
T 6001	5th Grade Teams	0.00				0.00
T 6002	6th Grade Teams	2,013.15				2,013.15
T 6003	7th Grade Teams	233.57	725.00	1,125.00		633.57
T 6004	8th Grade Teams	670.56	495.00	825.00		1,000.56
	Totals	177,622.80	9,838.10	9,421.25		177,205.95
	Approved:	<i>Matthew L. Gibson</i>				

**TREDYFFRIN/EASTTOWN SCHOOL DISTRICT
CAPITAL PROJECTS FUNDS
May, 2017**

CASH	179,797.47	
INVESTMENTS	10,325,000.00	
DUE FROM/(TO) OTHER FUNDS		
ACCOUNTS PAYABLE		
TOTAL ASSETS		\$10,504,797.47
BEGINNING FUND BALANCE	\$10,444,168.00	
REVENUE	60,629.47	
EXPENDITURES		
ENCUMBRANCES		
AS OF May 2017		\$10,504,797.47

TREDYFFRIN/EASTTOWN SCHOOL DISTRICT
CAPITAL PROJECTS BONDS FUNDS
May, 2017

CASH	\$4,695,986.20	
INVESTMENTS	4,689,723.00	
DUE FROM/(TO) OTHER FUNDS	(\$3,014,831.25)	
ACCOUNTS PAYABLE	\$0.00	
TOTAL ASSETS		\$6,370,877.95
BEGINNING FUND BALANCE	\$12,711,171.00	
REVENUE	\$0.00	
EXPENDITURES	(\$6,340,293.05)	
ENCUMBRANCES	\$0.00	
AS OF May 2017		\$6,370,877.95

TREDYFFRIN-EASTTOWN SCHOOL DISTRICT

Statement of Revenues, Expenses and
Changes in Fund Net Assets
Food and Nutrition Services (FNS)
Proprietary Fund
5/31/2017

	May-17	YTD	Prior Yr YTD	YTD Budget
Operating Revenues:				
Catering Revenue	\$ 3,430	\$ 23,623	\$ 20,937	\$ 25,288
Vending Commissions		\$ 900	\$ 800	\$ 204
Other Revenue	\$ 578	\$ 1,578	\$ 11,579	\$ 1,412
Lunch/Breakfast	\$ 277,921	\$ 2,320,407	\$ 2,216,168	\$ 2,179,453
TOTAL OPERATING REVENUE	\$ 281,929	\$ 2,346,508	\$ 2,249,483	\$ 2,206,357
Non-Operating Revenues:				
Interest/Bank Supplies	\$ 172	\$ 3,165	\$ 2,293	\$ 2,624
State Subsidy:				
School Lunch Program	\$ 4,373	\$ 36,586	\$ 35,240	\$ 33,457
Social Security Subsidy	\$ 3,397	\$ 30,652	\$ 30,733	\$ 34,304
Retirement Subsidy	\$ 10,600	\$ 117,421	\$ 104,709	\$ 105,094
Federal Aid:				
School Lunch Program	\$ 26,599	\$ 236,173	\$ 222,616	\$ 213,700
Donated Commodities	\$ 10,552	\$ 84,503	\$ 78,893	\$ 69,269
TOTAL NON-OPERATING REVENUE	\$ 55,693	\$ 508,500	\$ 474,483	\$ 458,447
TOTAL REVENUE	\$ 337,622	\$ 2,855,008	\$ 2,723,966	\$ 2,664,804
Operating Expenses:				
Salaries	\$ 84,801	\$ 870,106	\$ 907,396	\$ 881,447
Benefits	\$ 64,538	\$ 718,247	\$ 659,896	\$ 593,169
Food Costs	\$ 128,020	\$ 1,021,976	\$ 947,197	\$ 1,002,617
Supplies (Paper, Cleaning, Uniforms, etc)	\$ 11,267	\$ 93,891	\$ 77,096	\$ 72,060
Depreciation	\$ 6,546	\$ 58,914	\$ 58,914	\$ 58,911
Repairs and Maintenance	\$ 13,237	\$ 47,878	\$ 27,727	\$ 52,678
TOTAL OPERATING EXPENSES	\$ 308,409	\$ 2,811,011	\$ 2,678,226	\$ 2,660,883
OPERATING PROFIT/(LOSS)	\$ 29,213	\$ 43,997	\$ 45,740	\$ 3,920
Operating Transfers In/Out	\$ -	\$ -		\$ -
CHANGE IN NET ASSETS	\$ 29,213	\$ 43,997	\$ 45,740	\$ 3,920
Net Assets				
Invested in Capital Assets	\$ 288,346			
Unrestricted	\$ (2,497,695)			
TOTAL NET ASSETS	\$ (2,209,349)			

TREDYFFRIN EASTTOWN SCHOOL DISTRICT
CHECK REGISTER
FROM 5/1/17 TO 5/31/17

Check Number	Check Date	Vendor Name	Transaction Amount
115097	05/01/2017	EMPIRE COACH ROYAL, LLC	\$4,000.00
115098	05/03/2017	GREENER PARTNERS	\$675.00
115099	05/05/2017	3B SERVICES, INC.	\$1,771.54
115100	05/05/2017	AARON SOLUTIONS COMPANY	\$750.00
115101	05/05/2017	ALUMINUM ATHLETIC EQUIP CO	\$300.00
115102	05/05/2017	AMMAR QUBAIN & RITA DABEET	\$7,900.00
115103	05/05/2017	ANDREA LYON	\$742.50
115104	05/05/2017	ANYTIME WORLD WIDE/ANYTIME PRODUCTS	\$2,621.46
115105	05/05/2017	AQUA PENNSYLVANIA, INC.	\$8,829.82
115106	05/05/2017	BAIRD & RUDOLPH TIRE CO INC	\$873.70
115107	05/05/2017	BALLENTINE, CHERYL	\$23.91
115108	05/05/2017	BANSEMER CHRISTOPHER	\$194.61
115109	05/05/2017	BARNES & NOBLE BOOKSTORES INC	\$1,545.66
115110	05/05/2017	BARONE MARCIA D	\$151.17
115111	05/05/2017	BAYUS, STEPHEN	\$2,244.87
115178	05/05/2017	BEVERLY O'BRIEN - PETTY CASH	\$138.60
115112	05/05/2017	BLAISE MILANEK	\$78.00
115113	05/05/2017	BORTZ KIRSTEN	\$192.79
115114	05/05/2017	BSN SPORTS	\$360.00
115115	05/05/2017	CAMCOR, INC.	\$3,982.00
115116	05/05/2017	CARLISLE LINDA	\$117.98
115117	05/05/2017	CCRES	\$175,773.42
115118	05/05/2017	CDW COMPUTERS CENTERS INC	\$696.73
115119	05/05/2017	CHESTER COUNTY I U	\$93,728.88
115120	05/05/2017	CHESTER COUNTY TAX CLAIM BUREAU	\$5,651.72
115121	05/05/2017	CHRISTINE CONNORS	\$78.00
115122	05/05/2017	CIOCCO, ALICE (PETTY CASH)	\$858.14
115123	05/05/2017	CLEMENS UNIFORM	\$69.54
115124	05/05/2017	COHLE, DIANE	\$171.93
115125	05/05/2017	COMCAST CABLE	\$37.96
115126	05/05/2017	COMMUNITY INTEGRATED SERVICES	\$3,833.25
115127	05/05/2017	CORNELIUS P. MCCARTHY, III	\$10.00
115128	05/05/2017	DALEY + JALBOOT ARCHITECTS, INC.	\$1,561.00
115129	05/05/2017	DELTA-T GROUP	\$50.40
115130	05/05/2017	DEMARIS, SHERI	\$36.70
115131	05/05/2017	DEMCO INC	\$218.44
115132	05/05/2017	DIVERSIFIED REFRIGERATION, INC.	\$225.00
115133	05/05/2017	DONALD E REISINGER INC	\$6,389.00
115134	05/05/2017	DR. HOLLY HEDRICK	\$80.00
115135	05/05/2017	DUFF SUPPLY COMPANY	\$6,506.78
115136	05/05/2017	DUTCH, KATIE	\$122.92
115137	05/05/2017	EPLUS TECHNOLOGY OF PA, INC	\$619.54
115138	05/05/2017	FENCCO INC	\$3,633.00
115139	05/05/2017	FERRELL MYKEAL	\$155.69
115140	05/05/2017	FETICE LAVRCCHIA	\$234.00
115141	05/05/2017	FUNK, DORIS	\$72.00
115142	05/05/2017	GEORGE KRAPF & SONS INC	\$6,580.25
115143	05/05/2017	GOOSE SQUAD, LLC	\$650.00
115144	05/05/2017	GOPHER SPORT	\$556.00
115145	05/05/2017	HEALTH MATS CO	\$1,035.26

TREDYFFRIN EASTTOWN SCHOOL DISTRICT
CHECK REGISTER
FROM 5/1/17 TO 5/31/17

Check Number	Check Date	Vendor Name	Transaction Amount
115146	05/05/2017	HEIST, LOIS	\$99.00
115147	05/05/2017	HILLYARD - DELAWARE VALLEY	\$1,424.50
115148	05/05/2017	HMH SUPPLEMENTAL	\$5,998.20
115149	05/05/2017	HOME DEPOT	\$3,271.84
115150	05/05/2017	HOWARD DORIS	\$194.61
115151	05/05/2017	IMMACULATA UNIVERSITY	\$2,790.00
115152	05/05/2017	INSTRUMENTALIST COMPANY, LLC	\$881.00
115153	05/05/2017	INTERIOR MAINTENANCE CO INC	\$600.00
115154	05/05/2017	J M YOUNG & SONS	\$3,482.80
115155	05/05/2017	J RICHARD PARKER	\$99.00
115156	05/05/2017	J W PEPPER & SON INC	\$28.99
115157	05/05/2017	JANDA, ANGELA	\$245.00
115158	05/05/2017	JOHN SPIESBERGER & MARY PUTT	\$15,686.00
115159	05/05/2017	JOHNSON CONTROLS INC	\$9,710.00
115185	05/05/2017	JUDY RICHARDSON	\$175.15
115160	05/05/2017	KATHERINE BARTHELMEH	\$548.27
115161	05/05/2017	KELLY`S SPORTS LTD	\$53.04
115162	05/05/2017	KING, TIMOTHY DAVIS	\$194.61
115163	05/05/2017	KOB, BETH ANNE	\$88.00
115164	05/05/2017	LAUBACH CANDACE	\$60.52
115165	05/05/2017	LETTS, NANCY	\$303.67
115166	05/05/2017	LITTLEWOOD, PATRICIA	\$210.00
115167	05/05/2017	LIYAN MA	\$156.00
115168	05/05/2017	LONGSTRETH SPORTING GOODS	\$40.54
115169	05/05/2017	LUKENS & WOLF, LLC	\$275.00
115170	05/05/2017	MASTERPIECE MULTIMEDIA	\$3,976.79
115179	05/05/2017	MATT SMONDROWSKI - PETTY CASH	\$298.51
115171	05/05/2017	MCCLENNON, TERRIE	\$194.61
115172	05/05/2017	MELMARK INC	\$15,158.00
115173	05/05/2017	OFFICE DEPOT	\$1,560.51
115174	05/05/2017	ORKIN PEST CONTROL	\$534.34
115175	05/05/2017	PARKER, KATIE	\$267.18
115176	05/05/2017	PARKER, WES	\$14.96
115177	05/05/2017	PCA INDUSTRIAL & PAPER SUPPLIE	\$3,075.00
115181	05/05/2017	PRO-ED INC	\$614.90
115182	05/05/2017	PROFESSIONAL DUPLICATING, INC.	\$208.00
115183	05/05/2017	REILLY, MARYANNE	\$175.15
115184	05/05/2017	RICHARD BIESTER	\$15.00
115186	05/05/2017	RICOH USA INC	\$4,871.73
115187	05/05/2017	ROBERT E LITTLE INC	\$482.30
115188	05/05/2017	ROGERS MECHANICAL COMPANY	\$10,500.00
115189	05/05/2017	SAMAR JOHN R	\$59.33
115190	05/05/2017	SAUL, EWING, REMICK & SAUL	\$4,295.50
115191	05/05/2017	SCHOOL SPECIALTY, INC.	\$33.59
115192	05/05/2017	SCOTT, MATTHEW	\$78.00
115193	05/05/2017	SCULLY WELDING SUPPLY CORP	\$64.00
115194	05/05/2017	SENATORE, MAGGIE	\$76.66
115195	05/05/2017	SIMPLEX GRINNELL	\$874.00
115196	05/05/2017	SLOBOJAN MARIE	\$106.38
115197	05/05/2017	SNAP-ON INDUSTRIAL	\$130.77

TREDYFFRIN EASTTOWN SCHOOL DISTRICT
CHECK REGISTER
FROM 5/1/17 TO 5/31/17

Check Number	Check Date	Vendor Name	Transaction Amount
115198	05/05/2017	SNYDER CHRISTOPHER H	\$5,377.04
115199	05/05/2017	SOMERS, STEPHEN	\$78.00
115200	05/05/2017	SPERLING, BONNIE	\$536.75
115201	05/05/2017	SPOK, INC.	\$22.83
115202	05/05/2017	SPORTSMANS	\$537.30
115203	05/05/2017	STAFFING PLUS INC	\$407.00
115204	05/05/2017	STEFFES, SUSAN	\$562.77
115180	05/05/2017	STEVE CUTCHER - PETTY CASH	\$1,035.84
115205	05/05/2017	STEVENS MARTA	\$130.80
115206	05/05/2017	STRATH HAVEN H.S. BAND BOOSTERS	\$660.00
115207	05/05/2017	T/E SCHOOL DISTRICT	\$90.00
115208	05/05/2017	TAGUE LUMBER	\$188.76
115209	05/05/2017	TERRAPIN	\$871.57
115210	05/05/2017	THE SHERWIN-WILLIAMS COMPANY	\$504.07
115211	05/05/2017	TIEDE SUSAN	\$433.34
115212	05/05/2017	TOTAL RENTAL, D/B/A	\$456.98
115213	05/05/2017	TOWN SUPPLY CO INC	\$22.50
115214	05/05/2017	TRAFFIC PLANNING & DESIGN INC.	\$13,740.00
115215	05/05/2017	TRIBLES, INC.	\$115.54
115216	05/05/2017	TRI-STATE TILE RESTORATION, INC	\$5,685.00
115217	05/05/2017	U S BANK	\$538.75
115218	05/05/2017	VALLEY FORGE SECURITY CENTER	\$1,394.00
115219	05/05/2017	VECTOR SECURITY	\$2,684.20
115220	05/05/2017	VIDELock JOYCE	\$88.00
115221	05/05/2017	WALCOFF TISHA	\$3.15
115222	05/05/2017	WASTE MANAGEMENT OF PENNA	\$4,391.67
115223	05/05/2017	WATERS, DANIEL	\$93.67
115224	05/05/2017	WENGER CORP	\$4,386.00
115225	05/05/2017	WOODS SERVICES, INC.	\$330.16
115226	05/05/2017	XU, AMY	\$312.00
115227	05/05/2017	ZOOM DRAIN & SEWER CLEANING	\$550.80
115241	05/12/2017		\$0.00
115237	05/12/2017	AARON SOLUTIONS COMPANY	\$1,205.00
115238	05/12/2017	AERIAL SIGNS & AWNINGS, INC.	\$5,000.00
115239	05/12/2017	ALISA M SHIN	\$78.00
115240	05/12/2017	ALL AMERICAN/RIDDELL	\$800.00
115243	05/12/2017	ANTOINETTE DRILL	\$900.00
115244	05/12/2017	APPERSON	\$1,078.45
115245	05/12/2017	APPLE INC	\$778.00
115246	05/12/2017	ARBEN SEVA	\$1,228.79
115247	05/12/2017	BARNES & NOBLE BOOKSTORES INC	\$357.98
115229	05/12/2017	BENEFIT ALLOCATION SYSTEMS	\$12,691.07
115228	05/12/2017	BENEFIT ALLOCATION SYSTEMS	\$8,522.29
115248	05/12/2017	BEST LINE EQUIPMENT	\$12,183.48
115249	05/12/2017	BETH BELL	\$78.00
115250	05/12/2017	BILINGUAL DICTIONARIES	\$87.78
115251	05/12/2017	BLICK ART MATERIALS LLC	\$1,643.45
115252	05/12/2017	BRIAN DONADIO	\$156.00
115253	05/12/2017	CAMDEN BAGS AND PAPER CO LLC	\$1,809.98
115254	05/12/2017	CAROL LAKE	\$156.00

TREDYFFRIN EASTTOWN SCHOOL DISTRICT
CHECK REGISTER
FROM 5/1/17 TO 5/31/17

Check Number	Check Date	Vendor Name	Transaction Amount
115255	05/12/2017	CARRIE ERICKSON	\$78.00
115256	05/12/2017	CDW COMPUTERS CENTERS INC	\$3,431.88
115258	05/12/2017	CHESTER COUNTY I U	\$50.00
115257	05/12/2017	CHESTER COUNTY I U	\$22,274.73
115259	05/12/2017	CHIPEGO, ANDREA	\$459.24
115260	05/12/2017	CLEMENS UNIFORM	\$69.54
115261	05/12/2017	COMCAST CABLE	\$102.13
115262	05/12/2017	COYLE LYNCH & CO	\$7,500.00
115263	05/12/2017	CRITICARE HOME HEALTH & NURSING	\$9,173.75
115264	05/12/2017	DAILY LOCAL NEWS	\$134.39
115265	05/12/2017	DELL MARKETING LP	\$269.98
115266	05/12/2017	DELTA-T GROUP	\$380.94
115267	05/12/2017	DOUG PRATT	\$78.00
115268	05/12/2017	DUNLEAVY, CHRISTINE	\$228.10
115269	05/12/2017	EPIC DEVELOPMENT SERVICES	\$12,830.75
115230	05/12/2017	FLITE	\$127.64
115270	05/12/2017	FOOD SAFETY SOLUTIONS, INC	\$1,513.36
115271	05/12/2017	FRANKLIN CLEANING EQUIP. & SUPPLY	\$474.53
115272	05/12/2017	GEORGE CROTHERS MEMORIAL SCHOOL	\$7,028.00
115273	05/12/2017	GLOBAL DATA CONSULTANTS, LLC	\$1,085.00
115274	05/12/2017	GRACE DU	\$78.00
115275	05/12/2017	GWENN MASCIOLI	\$78.00
115276	05/12/2017	HEALTH MATS CO	\$1,474.33
115277	05/12/2017	HEINEMANN	\$302.51
115231	05/12/2017	HORRY COUNTY FAMILY COURT	\$171.65
115278	05/12/2017	IRONGATE CYBER RISK, LLC	\$18,000.00
115279	05/12/2017	ITS NEOPOST, INC	\$231.00
115280	05/12/2017	IXL LEARNING, INC.	\$299.00
115281	05/12/2017	J RICHARD PARKER	\$198.00
115282	05/12/2017	J W PEPPER & SON INC	\$600.00
115283	05/12/2017	JACK & JILL ICE CREAM	\$852.61
115284	05/12/2017	JAMES MADDEN	\$78.00
115285	05/12/2017	JULIE KAY	\$234.00
115286	05/12/2017	KATHRYN A KNEELEY	\$78.00
115287	05/12/2017	LAKESIDE EDUCATIONAL NETWORK	\$8,580.88
115288	05/12/2017	LARRY FERRARO STUDENT SERVICES	\$1,449.75
115289	05/12/2017	LIBRARY STORE INC	\$157.87
115290	05/12/2017	M & M LANDSCAPING, LLC	\$6,854.22
115291	05/12/2017	MACK SERVICE GROUP	\$1,684.80
115292	05/12/2017	MARY REITHER	\$156.00
115293	05/12/2017	MATTHEWS PAOLI FORD	\$2,732.76
115294	05/12/2017	MEISINGER, AMY	\$53.29
115295	05/12/2017	MUSIC & ARTS CENTER	\$98.34
115296	05/12/2017	N E C CORPORATION OF AMERICA	\$378.25
115297	05/12/2017	O'DONNELL DARLENE	\$2,200.00
115298	05/12/2017	OFFICE DEPOT	\$4,750.84
115299	05/12/2017	O'LEARY MICHELLE	\$65.54
115300	05/12/2017	O'MALLEY TOPSOIL, LLC	\$1,200.00
115301	05/12/2017	PAPCO, INC.	\$12,624.70
115302	05/12/2017	PAPER DIRECT INC	\$387.33

TREDYFFRIN EASTTOWN SCHOOL DISTRICT
CHECK REGISTER
FROM 5/1/17 TO 5/31/17

Check Number	Check Date	Vendor Name	Transaction Amount
115242	05/12/2017	PAVLOFF, ANGELA	\$131.82
115303	05/12/2017	PEMCO	\$650.00
115304	05/12/2017	PENNA ASSOC OF SCH BUS OFF	\$75.00
115305	05/12/2017	PHILADELPHIA WAREHS & COLD STR	\$314.00
115306	05/12/2017	PHSSL	\$465.00
115307	05/12/2017	PITNEY BOWES GLOBAL FINANCIAL SERV.	\$963.84
115308	05/12/2017	PROFESSIONAL DUPLICATING, INC.	\$500.28
115309	05/12/2017	PROGRESS PUBLICATIONS INC	\$491.40
115310	05/12/2017	PROSHRED SECURITY	\$490.00
115311	05/12/2017	PYRAMID SCHOOL PRODUCTS	\$709.35
115312	05/12/2017	QIUFANG TIAN	\$78.00
115313	05/12/2017	RAJU BHASKAR	\$78.00
115314	05/12/2017	REALLY GOOD STUFF INC	\$78.67
115315	05/12/2017	REED, BRIAN	\$1,134.94
115316	05/12/2017	RICOH USA INC	\$90.00
115317	05/12/2017	ROBERT KATHOL JR	\$78.00
115318	05/12/2017	ROBERT TICKNER	\$78.00
115319	05/12/2017	ROBERTS OXYGEN	\$79.60
115320	05/12/2017	ROBINSON STEEL CO., INC.	\$425.00
115321	05/12/2017	S D I C	\$16,961.31
115322	05/12/2017	SAFETY SOLUTIONS INC	\$64.55
115323	05/12/2017	SANDRA JO FORBES	\$78.00
115324	05/12/2017	SARAH REINDEL	\$78.00
115325	05/12/2017	SCHOLASTIC INC	\$466.03
115326	05/12/2017	SECURITY AND DATA TECHNOLOGY	\$1,400.00
115327	05/12/2017	SHOP SPECIALTIES	\$426.00
115328	05/12/2017	SITEONE LANDSCAPE SUPPLY, LLC	\$368.00
115329	05/12/2017	SMONDROWSKI MATTHEW	\$17.39
115330	05/12/2017	SNAP-ON INDUSTRIAL	\$6.96
115331	05/12/2017	SPHERO	\$479.94
115332	05/12/2017	SPIRE LIGHTING DESIGN, LLC	\$3,440.93
115333	05/12/2017	T & E CARES	\$234.00
115334	05/12/2017	T FRANK MCCALLS INC	\$863.50
115232	05/12/2017	T.E.E.A.	\$22,894.01
115233	05/12/2017	T.E.E.A.-P.A.C.E.	\$421.00
115234	05/12/2017	T.E.N.I.G.	\$2,955.90
115335	05/12/2017	TAYLOR'S MUSIC STORES & STUDIOS	\$190.00
115336	05/12/2017	THE INDEPENDENCE DRUM SCHOOL	\$235.00
115337	05/12/2017	TIMOTHY SCHOOL	\$2,755.05
115339	05/12/2017	TREDYFFRIN TOWNSHIP	\$3,311.52
115340	05/12/2017	TREDYFFRIN TOWNSHIP	\$1,640.00
115338	05/12/2017	TREDYFFRIN TOWNSHIP	\$878.26
115341	05/12/2017	TRI-M	\$730.33
115235	05/12/2017	TRUMARK FINANCIAL CREDIT UNION	\$5,562.00
115236	05/12/2017	TUITION ACCOUNT PROGRAM	\$50.00
115342	05/12/2017	U S FOODSERVICE INC	\$1,156.41
115343	05/12/2017	UNITED REFRIGERATION INC	\$240.38
115344	05/12/2017	VANGUARD SCHOOL	\$2,643.97
115345	05/12/2017	VLADIMIR LIFLYANDCHICK	\$78.00
115346	05/12/2017	W W GRAINGER'S INC	\$1,801.77

TREDYFFRIN EASTTOWN SCHOOL DISTRICT
CHECK REGISTER
FROM 5/1/17 TO 5/31/17

Check Number	Check Date	Vendor Name	Transaction Amount
115347	05/12/2017	WASTE MANAGEMENT OF PENNA	\$1,373.56
115348	05/12/2017	WEX BANK	\$11,926.43
115349	05/12/2017	WINDSTREAM HOLDINGS, INC.	\$2,019.33
115350	05/12/2017	WINDSTREAM HOLDINGS, INC.	\$1,286.28
115351	05/12/2017	WISLER PEARLSTINE TALONE CRAIG	\$74,668.40
115352	05/12/2017	WM LAMPTRACKER, INC	\$218.00
115353	05/12/2017	WRIGHT, ELAINE	\$495.00
115354	05/12/2017	YINGZI WU	\$78.00
115355	05/12/2017	YONGHUA MA	\$156.00
115356	05/12/2017	YUXIN DONG	\$156.00
115357	05/19/2017	3B SERVICES, INC.	\$8,404.28
115358	05/19/2017	A.Q.M. ELECTRICAL	\$3,335.60
115359	05/19/2017	AARON SOLUTIONS COMPANY	\$2,400.50
115360	05/19/2017	ANDERSON, DAVID	\$2,232.00
115361	05/19/2017	ANDREA LYON	\$412.50
115362	05/19/2017	APPLE INC	\$1,382.00
115363	05/19/2017	ARBEN SEVA	\$2,897.80
115364	05/19/2017	ATTAINMENT CO	\$15.00
115365	05/19/2017	B & H PHOTO VIDEO INC	\$61.74
115366	05/19/2017	BARNES & NOBLE BOOKSTORES INC	\$2,641.12
115367	05/19/2017	BARTASH PRINTING, INC	\$1,545.14
115368	05/19/2017	BATTA ENVIRONMENTAL ASSOC INC	\$882.43
115369	05/19/2017	BOLTZ MELISSA	\$158.13
115370	05/19/2017	BOUND TO STAY BOUND BOOKS INC	\$8,217.21
115371	05/19/2017	BUCKLEY, KATHLEEN	\$1,890.33
115372	05/19/2017	BUCKS COUNTY IU #22	\$90.00
115373	05/19/2017	C & M REFRIGERATION	\$1,248.86
115374	05/19/2017	CALICO INDUSTRIAL SUPPLY, LLC	\$3,015.06
115375	05/19/2017	CAMCOR, INC.	\$2,026.67
115376	05/19/2017	CAPP INC	\$19.47
115377	05/19/2017	CAROLINA BIOLOGICAL SUPPLY CO	\$1,116.70
115378	05/19/2017	CCRES	\$85,647.58
115379	05/19/2017	CDW COMPUTERS CENTERS INC	\$34.69
115380	05/19/2017	CHAMOVITZ, MR. & MRS. RICHARD L.	\$2,700.00
115381	05/19/2017	CHILDRENS HOSPITAL OF PHILADELPHIA	\$969.12
115382	05/19/2017	CIOCCO, ALICE (PETTY CASH)	\$607.65
115383	05/19/2017	CJ COMPLETE CLEANING SERVICE, LLC	\$1,089.76
115384	05/19/2017	CLEMENS UNIFORM	\$69.54
115385	05/19/2017	CM REGENT, LLC	\$28,187.81
115386	05/19/2017	COMCAST CABLE	\$23.22
115387	05/19/2017	COMFORT SUITES - STATE COLLEGE PA	\$1,352.88
115388	05/19/2017	COMMUNITY FLOOR, INC	\$337.85
115389	05/19/2017	COMMUNITY INTEGRATED SERVICES	\$1,710.00
115390	05/19/2017	CONSTELLATION NEW ENERGY	\$18,599.94
115391	05/19/2017	COYLE LYNCH & CO	\$1,250.00
115392	05/19/2017	CRITICARE HOME HEALTH & NURSING	\$2,553.75
115393	05/19/2017	CROWN TROPHY	\$2,940.00
115394	05/19/2017	CRUZ, MICHAEL	\$1,620.00
115395	05/19/2017	DALEY + JALBOOT ARCHITECTS, INC.	\$13,925.49
115396	05/19/2017	DELTA-T GROUP	\$1,278.00

TREDYFFRIN EASTTOWN SCHOOL DISTRICT
CHECK REGISTER
FROM 5/1/17 TO 5/31/17

Check Number	Check Date	Vendor Name	Transaction Amount
115397	05/19/2017	DEMCO INC	\$211.19
115398	05/19/2017	DISCOUNT SCHOOL SUPPLY	\$85.16
115399	05/19/2017	DONATINA F MILLER	\$123.75
115400	05/19/2017	DR. HOLLY HEDRICK	\$230.00
115401	05/19/2017	DR. JESSY SANDOVAL-BARRETT	\$3,093.37
115402	05/19/2017	EDUCATION, INC.	\$351.12
115403	05/19/2017	ELWYN, INC.	\$2,244.76
115404	05/19/2017	EPLUS TECHNOLOGY OF PA, INC	\$955.02
115405	05/19/2017	FEESER FOODS	\$25,654.79
115406	05/19/2017	FELS SUPPLY COMPANY	\$1,820.00
115407	05/19/2017	FLINN SCIENTIFIC INC	\$53.42
115408	05/19/2017	FOLLETT SCHOOL SOLUTIONS, INC.	\$328.36
115409	05/19/2017	FOX ROTHCHILD, LLP	\$324.40
115410	05/19/2017	FRANKLIN CLEANING EQUIP. & SUPPLY	\$4,147.50
115411	05/19/2017	FSI INDUSTRIES	\$5,634.98
115412	05/19/2017	GE MONEY BANK/AMAZON	\$299.80
115413	05/19/2017	GENERAL HEALTHCARE RESOURCES, INC.	\$178.88
115414	05/19/2017	GORDON JR, FREDERIC H	\$427.43
115415	05/19/2017	GREEN VALLEY ACADEMY	\$5,600.00
115416	05/19/2017	GREGORY, SUSAN	\$228.69
115417	05/19/2017	HILLYARD - DELAWARE VALLEY	\$2,102.85
115418	05/19/2017	HOME DEPOT	\$164.31
115419	05/19/2017	HOOVER STEEL	\$652.00
115420	05/19/2017	INTELLICOM SYSTEMS, INC	\$210.00
115421	05/19/2017	IRON MOUNTAIN	\$466.40
115422	05/19/2017	J W PEPPER & SON INC	\$55.00
115423	05/19/2017	JOHN REIN	\$16.30
115424	05/19/2017	JONG MIN LEE	\$78.00
115425	05/19/2017	KELLY`S SPORTS LTD	\$2,805.00
115426	05/19/2017	LAKESIDE EDUCATIONAL NETWORK	\$2,294.25
115427	05/19/2017	LANYARD DEPOT	\$345.00
115428	05/19/2017	LIGHT, LAUREL	\$219.36
115429	05/19/2017	MARK ROGALSKI	\$16.75
115430	05/19/2017	MASTERS, JULIE	\$1,728.00
115431	05/19/2017	MC MASTER-CARR	\$34.64
115432	05/19/2017	MCGRAW HILL	\$27.50
115433	05/19/2017	MICKEY'S WHOLESALE PIZZA	\$2,112.00
115434	05/19/2017	MORABITO BAKING COMPANY	\$2,585.00
115435	05/19/2017	MR AND MRS FRANK MC NAMARA	\$441.00
115436	05/19/2017	MUSIC & ARTS CENTER	\$27.20
115437	05/19/2017	NEUMANN UNIVERSITY	\$3,568.50
115438	05/19/2017	NORTH SHORE HIGH SCHOOL	\$55.00
115439	05/19/2017	OFFICE DEPOT	\$1,349.12
115440	05/19/2017	PCA INDUSTRIAL & PAPER SUPPLIE	\$969.20
115441	05/19/2017	PECHIN, KEVIN	\$757.58
115442	05/19/2017	PECO ENERGY COMPANY	\$49,279.49
115443	05/19/2017	PERSONAL HEALTH CARE INC	\$7,126.16
115444	05/19/2017	PIONEER MANUFACTURING COMPANY	\$183.00
115445	05/19/2017	PLANK`S PRINTING SERVICE INC	\$285.00
115446	05/19/2017	PROFESSIONAL DUPLICATING, INC.	\$1,201.88

TREDYFFRIN EASTTOWN SCHOOL DISTRICT
CHECK REGISTER
FROM 5/1/17 TO 5/31/17

Check Number	Check Date	Vendor Name	Transaction Amount
115447	05/19/2017	REED, BRIAN	\$943.06
115448	05/19/2017	REILLY SWEEPING	\$4,140.00
115449	05/19/2017	RICOH USA INC	\$7,300.50
115450	05/19/2017	ROGERS MECHANICAL COMPANY	\$4,094.00
115451	05/19/2017	SCHOOL HEALTH CORP	\$419.05
115452	05/19/2017	SCHOOL OUTFITTERS	\$2,204.50
115453	05/19/2017	STERN KRISTEN	\$2,232.00
115454	05/19/2017	STEVE WEISS MUSIC	\$622.45
115455	05/19/2017	SUPERIOR PLUS ENERGY SERVICES, INC	\$539.47
115456	05/19/2017	SUSAN WILTON	\$156.00
115457	05/19/2017	T/E SCHOOL DISTRICT	\$884.12
115458	05/19/2017	THE HON COMPANY	\$377.00
115459	05/19/2017	THE HORSHAM CLINIC	\$240.00
115460	05/19/2017	THE KINNEY CENTER	\$3,120.00
115461	05/19/2017	THERAPY SHOPPE INC	\$469.49
115462	05/19/2017	TORRES, OSCAR	\$220.08
115463	05/19/2017	U S FOODSERVICE INC	\$35,742.19
115464	05/19/2017	UNITED PARCEL SERVICE	\$77.40
115465	05/19/2017	VERIZON	\$228.15
115466	05/19/2017	VOYAGER/SOPRIS	\$217.69
115467	05/19/2017	W W GRAINGER'S INC	\$444.94
115468	05/19/2017	WAWA INC	\$6,495.17
115469	05/19/2017	WHELAN MICHELLE	\$281.33
115470	05/19/2017	WILLIS OF PENNSYLVANIA, INC.	\$265.00
115471	05/19/2017	XIAOHUA HUANG	\$234.00
115472	05/19/2017	YUN GU	\$78.00
115473	05/25/2017	TREASURER OF CHESTER COUNTY	\$200.00
115486	05/26/2017	3B SERVICES, INC.	\$6,250.54
115487	05/26/2017	AARON SOLUTIONS COMPANY	\$377.00
115488	05/26/2017	ADAMS, LEAH	\$1,440.00
115489	05/26/2017	AMMAR QUBAIN & RITA DABEET	\$7,900.00
115490	05/26/2017	ANTHONY, JANE B	\$2,632.50
115491	05/26/2017	APPERSON	\$3,749.45
115492	05/26/2017	APPLE INC	\$149.00
115493	05/26/2017	APPLIED VIDEO TECHNOLOGY INC	\$37,093.00
115494	05/26/2017	ATTAINMENT CO	\$84.00
115495	05/26/2017	B & H PHOTO VIDEO INC	\$2,646.48
115496	05/26/2017	BARNES & NOBLE BOOKSTORES INC	\$559.65
115475	05/26/2017	BENEFIT ALLOCATION SYSTEMS	\$12,687.66
115474	05/26/2017	BENEFIT ALLOCATION SYSTEMS	\$8,514.16
115497	05/26/2017	BENJAMIN/ROBERTS LTD	\$427.60
115498	05/26/2017	BERWYN FIRE CO	\$370.00
115499	05/26/2017	BIKESPORT	\$1,976.31
115500	05/26/2017	BILL DIENNO	\$25.60
115501	05/26/2017	BLICK ART MATERIALS LLC	\$197.40
115502	05/26/2017	BOUND TO STAY BOUND BOOKS INC	\$363.31
115503	05/26/2017	BRIENZA, GINA	\$996.00
115504	05/26/2017	BROOKE, NANCY - PETTY CASH	\$313.81
115505	05/26/2017	BUCKET FILLERS INC.	\$436.93
115506	05/26/2017	CARLISLE LINDA	\$144.60

TREDYFFRIN EASTTOWN SCHOOL DISTRICT
CHECK REGISTER
FROM 5/1/17 TO 5/31/17

Check Number	Check Date	Vendor Name	Transaction Amount
115507	05/26/2017	CDW COMPUTERS CENTERS INC	\$5,025.00
115508	05/26/2017	CELLUCCI MONICA	\$1,440.00
115509	05/26/2017	CENGAGE LEARNING	\$18,360.00
115510	05/26/2017	CEREBELLUM CORPORATION	\$37.90
115511	05/26/2017	CHEMSEARCH FE	\$519.52
115512	05/26/2017	CHESTER COUNTY I U	\$25,178.20
115513	05/26/2017	CIOCCO, ALICE (PETTY CASH)	\$890.87
115514	05/26/2017	CLEMENS UNIFORM	\$69.54
115515	05/26/2017	COLONIAL ELECTRIC SUPPLY CO IN	\$1,988.67
115516	05/26/2017	CRITICARE HOME HEALTH & NURSING	\$3,116.25
115517	05/26/2017	CROWN TROPHY	\$20.00
115518	05/26/2017	CUTCHER, STEVE	\$24.10
115519	05/26/2017	DAILEY MICHELLE	\$1,554.00
115520	05/26/2017	DAVEY, JUSTIN	\$1,668.00
115521	05/26/2017	DELL MARKETING LP	\$584.94
115522	05/26/2017	DELTA-T GROUP	\$46,328.68
115523	05/26/2017	DEMCO INC	\$30.74
115524	05/26/2017	DEMMING, STEPHANIE	\$191.66
115525	05/26/2017	DEVON S. JACKSON	\$1,450.00
115526	05/26/2017	DUFF SUPPLY COMPANY	\$445.53
115527	05/26/2017	EASTTOWN TOWNSHIP SEWER RENTAL	\$3,173.22
115528	05/26/2017	EDITORIAL PROJECTS IN EDUCATIO	\$2,950.00
115529	05/26/2017	EDWARD MIN	\$78.00
115530	05/26/2017	ELLEN QUINN	\$606.15
115531	05/26/2017	ELMER SCHULTZ SERVICES INC	\$1,208.81
115532	05/26/2017	ENOCH GAO	\$52.75
115533	05/26/2017	FISHER & SON COMPANY INC	\$4,816.00
115476	05/26/2017	FLITE	\$132.64
115534	05/26/2017	FLOTRAN FRAZER	\$9.92
115535	05/26/2017	FOLLETT SCHOOL SOLUTIONS, INC.	\$1,791.79
115536	05/26/2017	FOX ROTHCHILD, LLP	\$6,198.50
115537	05/26/2017	FRANKLIN CLEANING EQUIP. & SUPPLY	\$2,588.26
115538	05/26/2017	GE MONEY BANK/AMAZON	\$257.04
115540	05/26/2017	GEORGE KRAPP & SONS INC	\$77,135.89
115541	05/26/2017	GOPHER SPORT	\$163.95
115477	05/26/2017	HAB-DLT	\$360.86
115542	05/26/2017	HEALTH MATS CO	\$1,035.26
115543	05/26/2017	HILLYARD - DELAWARE VALLEY	\$1,841.83
115478	05/26/2017	HORRY COUNTY FAMILY COURT	\$171.65
115544	05/26/2017	INTERSTATE MAINTENANCE CORP	\$1,712.78
115545	05/26/2017	K12 SCHOOL SUPPLIES	\$58.80
115546	05/26/2017	KENCREST SERVICES	\$4,835.36
115547	05/26/2017	KIM WETZEL	\$78.00
115548	05/26/2017	LAKESHORE LEARNING MATERIALS	\$626.81
115549	05/26/2017	LANCASTER-LEBANON I U	\$76,989.18
115550	05/26/2017	LANGUAGE SERVICES ASSOCIATES	\$521.22
115551	05/26/2017	LEGO EDUCATION	\$213.95
115552	05/26/2017	LIBRARY STORE INC	\$38.62
115553	05/26/2017	MAILFINANCE	\$357.78
115554	05/26/2017	MAIN LINE MOWER INC	\$23.97

TREDYFFRIN EASTTOWN SCHOOL DISTRICT
CHECK REGISTER
FROM 5/1/17 TO 5/31/17

Check Number	Check Date	Vendor Name	Transaction Amount
115555	05/26/2017	MAIN LINE REHABILITATION ASSOCIATES	\$2,992.50
115556	05/26/2017	MASTER LOCATORS, INC	\$1,400.00
115557	05/26/2017	MC MASTER-CARR	\$26.84
115558	05/26/2017	MCGRAW HILL	\$31.25
115559	05/26/2017	MELMARK INC	\$11,713.00
115560	05/26/2017	MICHAEL GEORGE	\$52.75
115561	05/26/2017	MIHELICIC, JEAN	\$100.62
115562	05/26/2017	MR. AND MRS. ANTHONY FERRIS	\$15,000.00
115563	05/26/2017	MUSIC & ARTS CENTER	\$1,194.18
115564	05/26/2017	NAPA PARTS SERVICE COMPANY	\$25.39
115565	05/26/2017	NUPRINT SOLUTIONS	\$289.00
115566	05/26/2017	OFFICE DEPOT	\$2,440.47
115567	05/26/2017	ORIENTAL TRADING COMPANY INC	\$127.33
115568	05/26/2017	PAPCO, INC.	\$12,634.86
115569	05/26/2017	PECO ENERGY COMPANY	\$39,055.75
115570	05/26/2017	PERSONAL HEALTH CARE INC	\$1,023.50
115571	05/26/2017	PILGRIM'S PRIDE CORPORATION	\$2,149.20
115572	05/26/2017	PLAYER DEVELOPMENT PRODUCTS, LLC	\$2,260.00
115573	05/26/2017	REALLY GOOD STUFF INC	\$78.58
115574	05/26/2017	REDDING, SAMANTHA	\$1,668.00
115575	05/26/2017	RICOH USA INC	\$92.58
115576	05/26/2017	ROGERS MECHANICAL COMPANY	\$18,337.44
115577	05/26/2017	RRR CONTRACTORS, INC.	\$5,125.00
115578	05/26/2017	SCHOOL SPECIALTY, INC.	\$641.78
115579	05/26/2017	SECURITY AND DATA TECHNOLOGY	\$353.20
115580	05/26/2017	SHELBI LINDROS	\$5,197.50
115581	05/26/2017	SITEONE LANDSCAPE SUPPLY, LLC	\$445.50
115582	05/26/2017	SPECTRUM	\$2,387.60
115583	05/26/2017	STAFFING PLUS INC	\$707.63
115584	05/26/2017	STONE CARE MANAGEMENT, INC.	\$5,486.00
115479	05/26/2017	T.E.E.A.	\$22,836.43
115480	05/26/2017	T.E.E.A.-P.A.C.E.	\$423.00
115481	05/26/2017	T.E.N.I.G.	\$2,933.32
115585	05/26/2017	T/E SCHOOL DISTRICT	\$260.00
115586	05/26/2017	TAGUE LUMBER	\$348.79
115587	05/26/2017	THE HARDWARE CENTER INC	\$227.01
115588	05/26/2017	THE SHERWIN-WILLIAMS COMPANY	\$146.12
115589	05/26/2017	TREDYFFRIN TOWNSHIP	\$560.00
115590	05/26/2017	TRI-M	\$2,452.50
115482	05/26/2017	TRUMARK FINANCIAL CREDIT UNION	\$5,562.00
115483	05/26/2017	TUITION ACCOUNT PROGRAM	\$50.00
115591	05/26/2017	UNITED REFRIGERATION INC	\$66.66
115592	05/26/2017	VALLEY FORGE SECURITY CENTER	\$16.74
115593	05/26/2017	VERIZON	\$174.97
115594	05/26/2017	VIRCO MFG CORPORATION	\$527.10
115595	05/26/2017	VOYAGER/SOPRIS	\$1,667.38
115596	05/26/2017	W W GRAINGER'S INC	\$547.74
115597	05/26/2017	WASTE MANAGEMENT OF PENNA	\$4,841.67
115598	05/26/2017	WEIMIN YOU	\$144.80
115599	05/26/2017	WINDSTREAM HOLDINGS, INC.	\$498.24

TREDYFFRIN EASTTOWN SCHOOL DISTRICT
CHECK REGISTER
FROM 5/1/17 TO 5/31/17

Check Number	Check Date	Vendor Name	Transaction Amount
115600	05/26/2017	WVBC CONDOMINIUM ASSN., INC.	\$5,260.19
115601	05/26/2017	YINGZI WU	\$78.00
SUBTOTAL			\$1,826,659.83
Wire	05/26/2017	ACME	\$995.50
Wire	05/26/2017	ACME	\$224.48
Wire	05/26/2017	ACME	\$258.32
Wire	05/26/2017	Reschini	\$767.50
Wire	05/26/2017	Reschini	\$154,150.57
Wire	05/26/2017	Reschini	\$149,950.50
Wire	05/26/2017	Reschini	\$176,884.01
Wire	05/26/2017	Reschini	\$311,144.89
TOTAL			\$2,621,035.60

I CERTIFY THAT I HAVE REVIEWED ALL PAYMENTS AS PRESENTED ON THIS REPORT.


9/13/17

 Arthur McDonnell, Business Manager Date

**TREDYFFRIN/EASTTOWN SCHOOL DISTRICT
TRUST FUND
May, 2017**

BEGINNING FUND BALANCE	\$43,459.19
DEPOSITS	6,022.03
DISBURSEMENTS	<u>(10,000.00)</u>
ENDING BALANCE	\$39,481.22

TREDYFFRIN/EASTTOWN SCHOOL DISTRICT
TREASURER'S REPORT
July 2017

SCHEDULES

- A. FUND BALANCE
- B. INVESTMENTS
- C. REVENUES SUMMARY
- D. REVENUES
- E. APPROPRIATIONS SUMMARY
- F. APPROPRIATIONS
- G. BUDGET TRANSFERS
- H. STUDENT ACTIVITY FUNDS
- I. CAPITAL PROJECTS FUND
- J. CAPITAL PROJECTS BONDS FUND
- K. CAFETERIA FUND
- L. CHECK REGISTER
- M. TRUST FUND

TREDYFFRIN/EASTTOWN SCHOOL DISTRICT
INCOME REPORT
JULY
2017 - 2018

		A	B	C = B - A	D = C / A	E	F	G = F - E	H = G / E
		Budget	Year-To-Date	Budget	% of	Budget	Year-To-Date	Budget	% of
		2017-2018	Income	Variance	Variance	2016-2017	Income	Variance	Variance
Local Income:									
6111	Real Estate Taxes	106,826,744.00	12,943,398.51	(93,883,345.49)	-87.88%	101,177,619.00	11,159,979.80	(90,017,639.20)	-88.97%
6112	Interim R E Taxes	465,982.00	9,076.44	(456,905.56)	-98.05%	319,507.00	2,786.26	(316,720.74)	-99.13%
6113	Public Utility	115,049.00	0.00	(115,049.00)	-100.00%	114,690.00	0.00	(114,690.00)	-100.00%
6150	R.E. Transfer - 511	2,841,790.00	0.00	(2,841,790.00)	-100.00%	2,286,855.00	303,547.68	(1,983,307.32)	-86.73%
6154	Amusement Tax	26,521.00	5.00	(26,516.00)	-99.98%	25,765.00	2,305.59	(23,459.41)	-91.05%
6400	Delinquent Tax	1,136,594.00	(2,023.99)	(1,138,617.99)	-100.18%	1,282,078.00	20,196.06	(1,261,881.94)	-98.42%
6510	Investment Income	222,335.00	10,015.47	(212,319.53)	-95.50%	213,979.00	13,503.39	(200,475.61)	-93.69%
6700	Parking Revenue	54,000.00	0.00	(54,000.00)	-100.00%	54,000.00	0.00	(54,000.00)	-100.00%
6700	Student Activities Revenue	172,870.00	2,700.00	(170,170.00)	-98.44%	186,942.00	700.00	(186,242.00)	-99.63%
6800	Revenue from the IU	780,564.00	0.00	(780,564.00)	-100.00%	784,803.00	0.00	(784,803.00)	-100.00%
6910	Rentals	560,872.00	11,233.00	(549,639.00)	-98.00%	557,676.00	5,926.00	(551,750.00)	-98.94%
6911	Teamer Field Rental	0.00	0.00	0.00	0.00%	0.00	0.00	0.00	0.00%
6920	PTO Donations	63,236.00	0.00	(63,236.00)	-100.00%	76,246.00	0.00	(76,246.00)	-100.00%
6940	Current tuition	8,290.00	0.00	(8,290.00)	-100.00%	8,255.00	0.00	(8,255.00)	-100.00%
6990	Miscellaneous Revenue	157,834.00	23,796.35	(134,037.65)	-84.92%	154,973.00	15,943.44	(139,029.56)	-89.71%
6990	Advertising Revenue	0.00	0.00	0.00	0.00%	0.00	0.00	0.00	0.00%
	Total Local Income	113,432,681.00	12,998,200.78	(100,434,480.22)	-88.54%	107,243,388.00	11,524,888.22	(95,718,499.78)	-89.25%
State Income:									
7110	Basic Subsidy	3,468,842.00	0.00	(3,468,842.00)	-100.00%	3,186,363.00	0.00	(3,186,363.00)	-100.00%
7160	Tuition for Orphans	68,465.00	0.00	(68,465.00)	-100.00%	68,465.00	0.00	(68,465.00)	-100.00%
7271	Special Education	2,220,807.00	338,372.00	(1,882,435.00)	-84.76%	2,220,807.00	338,241.00	(1,882,566.00)	-84.77%
7310	Transportation	1,737,529.00	0.00	(1,737,529.00)	-100.00%	1,737,529.00	0.00	(1,737,529.00)	-100.00%
7320	Rentals and Sinking Fund	315,000.00	0.00	(315,000.00)	-100.00%	338,171.00	0.00	(338,171.00)	-100.00%
7330	Health Services	154,891.00	0.00	(154,891.00)	-100.00%	154,888.00	0.00	(154,888.00)	-100.00%
7340	State Property Tax Reduction	2,099,853.00	0.00	(2,099,853.00)	-100.00%	2,099,990.00	0.00	(2,099,990.00)	-100.00%
7501	PA Accountability Grants	199,614.00	0.00	(199,614.00)	-100.00%	147,247.00	0.00	(147,247.00)	-100.00%
7599	Other State Rev	0.00	0.00	0.00	0.00%	0.00	0.00	0.00	#DIV/0!
7810	Social Security	2,184,110.00	0.00	(2,184,110.00)	-100.00%	2,146,980.00	110,555.94	(2,036,424.06)	-94.85%
7820	Retirement	9,214,538.00	0.00	(9,214,538.00)	-100.00%	8,353,967.00	0.00	(8,353,967.00)	-100.00%
	Total State Income	21,663,649.00	338,372.00	(21,325,277.00)	-98.44%	20,454,407.00	448,796.94	(20,005,610.06)	-97.81%
8000	Federal Projects	750,587.00	0.00	(750,587.00)	-100.00%	805,946.00	33,058.11	(772,887.89)	-95.90%
9000	Other Fin. Sources	0.00	0.00	0.00	0.00%	0.00	0.00	0.00	0.00%
	TOTAL INCOME	135,846,917.00	13,336,572.78	(122,510,344.22)	-90.18%	128,503,741.00	12,006,743.27	(116,496,997.73)	-90.66%

**TREDYFFRIN/EASTTOWN SCHOOL DISTRICT
EXPENDITURE REPORT
JULY
2017-2018**

	A	B	C = A - B	D = B / A	E	F	G = E - F	H = F / E	
		2017-2018				2016-2017			
		Year-to-Date				Year-to-Date			
	Budget	Expenditures and	Remaining	% of	Budget	Expenditures and	Remaining	% of	
		Encumbrances	Budget	Budget		Encumbrances	Budget	Budget	
INSTRUCTION:									
1100	Regular Programs	61,356,300.00	49,100,619.87	12,255,680.13	80.03%	58,609,402.00	45,671,773.65	12,937,628.35	77.93%
1200	Special Programs	22,712,293.00	12,240,531.12	10,471,761.88	53.89%	19,212,683.00	8,873,729.78	10,338,953.22	46.19%
1300	Vocational Ed.	780,000.00	0.00	780,000.00	0.00%	620,000.00	0.00	620,000.00	0.00%
1400	Other Instr. Prog.	271,329.00	258,590.18	12,738.82	95.31%	119,542.00	231,976.29	(112,434.29)	194.05%
	Sub-total	85,119,922.00	61,599,741.17	23,520,180.83	72.37%	78,561,627.00	54,777,479.72	23,784,147.28	69.73%
SUPPORTING SERVICES:									
2100	Pupil Personnel	5,281,791.00	4,598,907.92	682,883.08	87.07%	4,994,023.00	3,956,456.83	1,037,566.17	79.22%
2200	Instructional	3,831,926.00	2,963,498.89	868,427.11	77.34%	3,775,247.00	2,672,415.70	1,102,831.30	70.79%
2300	Administration	8,085,423.00	6,679,487.98	1,405,935.02	82.61%	8,028,517.00	5,982,094.12	2,046,422.88	74.51%
2400	Pupil Health	1,381,561.00	840,058.92	541,502.08	60.81%	1,256,362.00	897,066.67	359,295.33	71.40%
2500	Business	1,571,976.00	983,542.51	588,433.49	62.57%	1,441,011.00	1,073,386.52	367,624.48	74.49%
2600	Oper/Main. of Plt	12,247,534.00	8,237,151.88	4,010,382.12	67.26%	11,967,733.00	7,833,851.38	4,133,881.62	65.46%
2700	Student Transportation	7,561,497.00	376,278.70	7,185,218.30	4.98%	6,953,836.00	319,859.99	6,633,976.01	4.60%
2800	Support Services	3,110,815.00	2,156,688.70	954,126.30	69.33%	2,944,152.00	1,843,404.95	1,100,747.05	62.61%
2900	Other Support Svcs	554,488.00	384,392.86	170,095.14	69.32%	554,483.00	384,426.17	170,056.83	69.33%
	Sub-total	43,627,011.00	27,220,008.36	16,407,002.64	62.39%	41,915,364.00	24,962,962.33	16,952,401.67	59.56%
NON-INSTRUCTIONAL PROGRAMS:									
3200	Student Activities	405,774.00	382,648.54	23,125.46	94.30%	402,574.00	360,969.17	41,604.83	89.67%
3300	Community Service	0.00	0.00	0.00	0.00%	0.00	0.00	0.00	0.00%
	Sub-total	405,774.00	382,648.54	23,125.46	94.30%	402,574.00	360,969.17	41,604.83	89.67%
OTHER SERVICES:									
5100	Debt Service	6,740,525.00	0.00	6,740,525.00	0.00%	6,873,350.00	0.00	6,873,350.00	0.00%
5200	Fund Transfers	3,525,000.00	0.00	3,525,000.00	0.00%	1,517,477.00	0.00	1,517,477.00	0.00%
5900	Budgetary Reserve	2,253,500.00	0.00	2,253,500.00	0.00%	2,000,000.00	0.00	2,000,000.00	0.00%
	Sub-total	12,519,025.00	0.00	12,519,025.00	0.00%	10,390,827.00	0.00	10,390,827.00	0.00%
TOTAL		141,671,732.00	89,202,398.07	52,469,333.93	62.96%	131,270,392.00	80,101,411.22	51,168,980.78	61.02%

**TREDYFFRIN/EASTTOWN SCHOOL DISTRICT
TREASURER'S REPORT
General Fund
July 2017**

	2017-2018
FUND BALANCE:	
AS OF July 1, 2017	32,886,803.00
ADD Y-T-D REVENUES	13,336,572.78
DEDUCT Y-T-D EXPENDITURES	(4,293,665.37)
AS OF July, 2017	<u>41,929,710.41</u>
CASH BANK BALANCE	12,297,730.11
INVESTMENTS	38,294,000.00
DUE FROM/(TO)	169,051.68
AVAILABLE CASH BALANCE, July, 2017	<u>50,760,781.79</u>

TREDYFFRIN/EASTTOWN SCHOOL DISTRICT
Cash and Investments Schedule
GENERAL FUND
as of July 31, 2017

BANK	DESCRIPTION	PURCHASE DATE	MATURITY DATE	RATE	AMOUNT
PSDLAF	Term	8/10/2016	8/10/2017	0.70%	1,000,000.00
PSDLAF	Term	8/31/2016	8/31/2017	0.65%	2,000,000.00
PLGIT	Term	3/15/2017	9/15/2017	1.27%	750,000.00
PLGIT	Term	3/21/2017	9/21/2017	1.25%	750,000.00
PLGIT	Certificate of Deposits	10/4/2016	10/4/2017	0.75%	247,000.00
PLGIT	Certificate of Deposits	10/4/2016	10/4/2017	0.75%	247,000.00
PLGIT	Certificate of Deposits	10/4/2016	10/4/2017	0.75%	247,000.00
PLGIT	Certificate of Deposits	10/4/2016	10/4/2017	0.65%	248,000.00
PLGIT	Term	4/4/2017	10/5/2017	1.25%	750,000.00
PLGIT	Certificate of Deposits	1/11/2017	10/10/2017	0.90%	248,000.00
PLGIT	Certificate of Deposits	1/11/2017	10/10/2017	0.85%	248,000.00
PLGIT	Certificate of Deposits	10/11/2016	10/11/2017	0.95%	247,000.00
PLGIT	Certificate of Deposits	10/11/2016	10/11/2017	0.85%	247,000.00
PLGIT	Certificate of Deposits	10/11/2016	10/11/2017	0.80%	247,000.00
PLGIT	Term	5/22/2017	10/12/2017	1.20%	2,000,000.00
PSDLAF	Term	10/12/2016	10/12/2017	0.65%	1,000,000.00
PSDLAF	Term	1/18/2017	10/16/2017	0.70%	500,000.00
PSDLAF	Certificate of Deposits	10/21/2016	10/23/2017	0.95%	245,000.00
PLGIT	Certificate of Deposits	10/24/2016	10/24/2017	0.80%	247,000.00
PLGIT	Term	4/24/2017	10/25/2017	1.23%	1,000,000.00
PLGIT	Certificate of Deposits	11/9/2016	11/9/2017	0.80%	247,000.00
PLGIT	Certificate of Deposits	11/9/2016	11/9/2017	0.75%	247,000.00
PLGIT	Certificate of Deposits	11/9/2016	11/9/2017	0.75%	247,000.00
PLGIT	Certificate of Deposits	11/9/2016	11/9/2017	0.75%	247,000.00
PLGIT	Certificate of Deposits	11/15/2016	11/15/2017	0.92%	247,000.00
PLGIT	Certificate of Deposits	11/18/2016	11/20/2017	0.86%	247,000.00
PLGIT	Certificate of Deposits	11/18/2016	11/20/2017	0.75%	247,000.00
PLGIT	Term	3/1/2017	11/27/2017	1.23%	1,200,000.00

BANK	DESCRIPTION	PURCHASE DATE	MATURITY DATE	RATE	AMOUNT
PLGIT	Certificate of Deposits	12/7/2016	12/7/2017	1.05%	247,000.00
PLGIT	Term	3/21/2017	12/18/2017	1.30%	250,000.00
PLGIT	Certificate of Deposits	12/21/2016	12/21/2017	0.95%	247,000.00
PLGIT	Certificate of Deposits	12/21/2016	12/21/2017	0.95%	247,000.00
PLGIT	Certificate of Deposits	12/21/2016	12/21/2017	0.95%	247,000.00
PLGIT	Certificate of Deposits	6/28/2017	12/26/2017	1.25%	248,000.00
PLGIT	Certificate of Deposits	1/11/2017	1/11/2018	1.00%	247,000.00
PLGIT	Certificate of Deposits	1/11/2017	1/11/2018	1.10%	246,000.00
PSDLAF	Term	1/18/2017	1/18/2018	0.80%	1,000,000.00
PLGIT	Certificate of Deposits	1/26/2017	1/26/2018	1.10%	246,000.00
PLGIT	Certificate of Deposits	1/26/2017	1/26/2018	1.00%	247,000.00
PLGIT	Certificate of Deposits	1/26/2017	1/26/2018	0.95%	247,000.00
PLGIT	Certificate of Deposits	1/26/2017	1/26/2018	0.90%	247,000.00
PLGIT	Term	5/4/2017	3/2/2018	1.30%	1,185,000.00
PLGIT	Certificate of Deposits	6/28/2017	3/26/2018	1.40%	247,000.00
PSDLAF	Term	3/28/2017	3/28/2018	0.90%	3,250,000.00
PLGIT	Certificate of Deposits	4/11/2017	4/11/2018	1.20%	246,000.00
PLGIT	Term	7/28/2017	4/24/2018	1.35%	5,000,000.00
PSDLAF	Certificate of Deposits	5/22/2017	5/22/2018	1.00%	245,000.00
PLGIT	Term	5/26/2017	5/25/2018	1.30%	750,000.00
PSDLAF	Certificate of Deposits	5/25/2017	5/25/2018	1.05%	245,000.00
PSDLAF	Certificate of Deposits	5/25/2017	5/25/2018	1.05%	245,000.00
PSDLAF	Certificate of Deposits	5/29/2017	5/29/2018	1.10%	245,000.00
PSDLAF	Certificate of Deposits	5/30/2017	5/30/2018	1.05%	245,000.00
PSDLAF	Certificate of Deposits	5/30/2017	5/30/2018	1.05%	245,000.00
PSDLAF	Certificate of Deposits	6/2/2017	6/1/2018	1.10%	245,000.00
PSDLAF	Term	6/22/2017	6/22/2018	1.30%	3,300,000.00
PLGIT	Certificate of Deposits	6/28/2017	6/28/2018	1.45%	246,000.00
PLGIT	Certificate of Deposits	6/28/2017	7/2/2018	1.40%	246,000.00
PLGIT	Certificate of Deposits	6/28/2017	7/2/2018	1.40%	246,000.00
PLGIT	Term	7/28/2017	7/27/2018	1.40%	2,500,000.00
PLGIT	PLGIT/Prime	Not Applicable	Not Applicable	1.08%	1,017,028.74
PLGIT	PLGIT/I Class	Not Applicable	Not Applicable	0.90%	293,600.19
PLGIT	Checking Accounts	Not Applicable	Not Applicable	0.75%	829,644.41
PSDLAF	MAX	Not Applicable	Not Applicable	0.78%	5,045,173.82
Fulton Bank	General Fund Checking	Not Applicable	Not Applicable	1.16%	3,067,899.66
TOTAL - GENERAL FUND INVESTMENTS					<u>48,547,346.82</u>

TREDYFFRIN/EASTTOWN SCHOOL DISTRICT
Cash and Investments Schedule
CAPITAL PROJECTS FUND
as of July 31, 2017

BANK	DESCRIPTION	PURCHASE DATE	MATURITY DATE	RATE	AMOUNT
PSDLAF	Term	8/31/2016	8/31/2017	0.65%	5,000,000.00
PSDLAF	Certificate of Deposits	3/29/2017	3/29/2018	1.00%	245,000.00
PSDLAF	Certificate of Deposits	3/29/2017	3/29/2018	0.95%	245,000.00
PSDLAF	Certificate of Deposits	3/29/2017	3/29/2018	0.95%	245,000.00
PLGIT	PLGIT Class	Not Applicable	Not Applicable	0.75%	1,033.57
PLGIT	PLGIT/I Class	Not Applicable	Not Applicable	0.90%	163,261.52
PSDLAF	MAX	Not Applicable	Not Applicable	0.78%	4,627,615.09
TOTAL - CAPITAL RESERVE INVESTMENTS					<u>10,526,910.18</u>

TREDYFFRIN/EASTTOWN SCHOOL DISTRICT
Cash and Investments Schedule
2010 CAPITAL PROJECTS BOND FUND
as of July 31, 2017

BANK	DESCRIPTION	PURCHASE DATE	MATURITY DATE	RATE	AMOUNT
PLGIT	PLGIT ARM	Not Applicable	Not Applicable	0.69%	0.00
TOTAL - CAPITAL PROJECTS INVESTMENTS					<u>0.00</u>

TREDYFFRIN/EASTTOWN SCHOOL DISTRICT
Cash and Investments Schedule
2015 CAPITAL PROJECTS BOND FUND
as of July 31, 2017

BANK	DESCRIPTION	PURCHASE DATE	MATURITY DATE	RATE	AMOUNT
PLGIT	US Treasury	5/6/2015	8/31/2017	0.625%	999,720.00
PLGIT	US Treasury	5/6/2015	11/30/2017	0.625%	998,366.00
PLGIT	US Treasury	5/6/2015	2/28/2018	0.750%	997,500.00
PLGIT	US Treasury	5/6/2015	5/31/2018	1.000%	1,699,564.51
PLGIT	PLGIT ARM	Not Applicable	Not Applicable	0.69%	4,701,640.08
TOTAL - CAPITAL PROJECTS INVESTMENTS					<u>9,396,790.59</u>

TREDYFFRIN/EASTTOWN SCHOOL DISTRICT
Cash and Investments Schedule
Cafeteria Fund
as of July 31, 2017

BANK	DESCRIPTION	PURCHASE DATE	MATURITY DATE	RATE	AMOUNT
PLGIT	PLGIT Class	Not Applicable	Not Applicable	0.75%	23,201.28
PLGIT	PLGIT/I Class	Not Applicable	Not Applicable	0.90%	553,420.60
Fulton	Checking	Not Applicable	Not Applicable	1.16%	3,701.32
TOTAL - CAFETERIA FUND					<u>580,323.20</u>

TREDYFFRIN/EASTTOWN SCHOOL DISTRICT
ESTIMATED REVENUES AND OTHER FINANCING SOURCES
FISCAL YEAR ENDED JUNE 30, 2018
July 2017

CODE	DESCRIPTION	2017-2018 APPROPRIATION	MTD RECEIVED	YTD RECEIVED	BALANCE	PERCENT RECEIVED
6000						
6111	REAL ESTATE TAXES	106,826,744.00	12,943,398.51	12,943,398.51	93,883,345.49	12.12%
6112	INTERIM R/E TAX	465,982.00	9,076.44	9,076.44	456,905.56	1.95%
6113	PURTA	115,049.00	0.00	0.00	115,049.00	0.00%
6153	R/E TRANSFER TAX	2,841,790.00	0.00	0.00	2,841,790.00	0.00%
6154	AMUSEMENT TAX	26,521.00	5.00	5.00	26,516.00	0.02%
6411	DELINQUENT TAX	1,136,594.00	-1,998.99	-1,998.99	1,138,592.99	-0.18%
6412	INTERIM DELINQ TAX	0.00	-25.00	-25.00	25.00	0.00%
6510	ERNG ON INVSMT	222,335.00	10,015.47	10,015.47	212,319.53	4.50%
6740	PARKING REVENUE	54,000.00	0.00	0.00	54,000.00	0.00%
6740	STUDENT ACTIVITIES REVENUE	172,870.00	2,700.00	2,700.00	170,170.00	1.56%
6890	REV FROM IU	780,564.00	0.00	0.00	780,564.00	0.00%
6910	RENTALS	560,872.00	11,233.00	11,233.00	549,639.00	2.00%
6911	TEAMER FIELD	0.00	0.00	0.00	0.00	0.00%
6920	CONT & DONATNS PRIV SOURC	63,236.00	0.00	0.00	63,236.00	0.00%
6940	TUITION	8,290.00	0.00	0.00	8,290.00	0.00%
6941	REG DAY SCH TUITION	0.00	0.00	0.00	0.00	0.00%
6942	SUMMER SCH TUITION	0.00	0.00	0.00	0.00	0.00%
6944	TUITION FROM OTHER LEA'S	0.00	0.00	0.00	0.00	0.00%
6990	MISC REVENUE	157,834.00	23,796.35	23,796.35	134,037.65	15.08%
6990	ADVERTISING REVENUE	0.00	0.00	0.00	0.00	0.00%
6991	REFUND OF PRIOR YEAR EXPENDITURES	0.00	0.00	0.00	0.00	0.00%
		<u>113,432,681.00</u>	<u>12,998,200.78</u>	<u>12,998,200.78</u>	<u>100,434,480.22</u>	<u>11.46%</u>

TREDYFFRIN/EASTTOWN SCHOOL DISTRICT
ESTIMATED REVENUES AND OTHER FINANCING SOURCES
FISCAL YEAR ENDED JUNE 30, 2018
July 2017

CODE	DESCRIPTION	2017-2018 APPROPRIATION	MTD RECEIVED	YTD RECEIVED	BALANCE	PERCENT RECEIVED
7000						
7110	BASIC INSTL SUBSIDY	3,468,842.00	0.00	0.00	3,468,842.00	0.00%
7160	STATE SECT 1305 & 1306	68,465.00	0.00	0.00	68,465.00	0.00%
7271	SPEC ED-SPEC PROG	2,220,807.00	338,372.00	338,372.00	1,882,435.00	15.24%
7310	TRANSP SUBSIDY	1,737,529.00	0.00	0.00	1,737,529.00	0.00%
7320	RENTALS & SINKING FD PYMTS	315,000.00	0.00	0.00	315,000.00	0.00%
7330	MED & DENTAL SVCS	154,891.00	0.00	0.00	154,891.00	0.00%
7340	STATE PRO TAX REDUCT ALLO	2,099,853.00	0.00	0.00	2,099,853.00	0.00%
7501	PA ACCOUNTIBILITY GRANTS	199,614.00	0.00	0.00	199,614.00	0.00%
7599	OTHER STATE REVENUE	0.00	0.00	0.00	0.00	0.00%
7810	SOCIAL SEC SUBSIDY	2,184,110.00	0.00	0.00	2,184,110.00	0.00%
7820	RETIREMENT SUBSIDY	9,214,538.00	0.00	0.00	9,214,538.00	0.00%
		<u>21,663,649.00</u>	<u>338,372.00</u>	<u>338,372.00</u>	<u>21,325,277.00</u>	<u>1.56%</u>
8000						
8110	SNOW REMOVAL REIMB	0.00	0.00	0.00	0.00	0.00%
8514	TITLE I IMPRVG BASIC PROG	313,698.00	0.00	0.00	313,698.00	0.00%
8515	TITLE II IMPRVG TEACH PRO	64,389.00	0.00	0.00	64,389.00	0.00%
8810	MED ASST REIMB	350,000.00	0.00	0.00	350,000.00	0.00%
8820	MED ASST REIMB	22,500.00	0.00	0.00	22,500.00	0.00%
		<u>750,587.00</u>	<u>0.00</u>	<u>0.00</u>	<u>750,587.00</u>	<u>0.00%</u>
9000						
9400	SALE OF FXD ASSETS	0.00	0.00	0.00	0.00	0.00%
		<u>0.00</u>	<u>0.00</u>	<u>0.00</u>	<u>0.00</u>	<u>0.00%</u>
TOTAL ESTIMATED REVENUES & OTHER FINANCING SOURCES		<u>135,846,917.00</u>	<u>13,336,572.78</u>	<u>13,336,572.78</u>	<u>122,510,344.22</u>	<u>9.82%</u>

TREDYFFRIN/EASTTOWN SCHOOL DISTRICT
SUMMARY OF ESTIMATED REVENUES AND OTHER FINANCING SOURCES
FISCAL YEAR ENDED JUNE 30, 2018
July, 2017

DESCRIPTION	2017-2018 APPROPRIATION	MTD RECEIVED	YTD RECEIVED	BALANCE	PERCENT RECEIVED
ESTIMATED BEGINNING FUND BALANCE AVAILABLE FOR APPROPRIATION					
Estimated Reserve for Encumbrances	0.00	0.00	0.00	0.00	0.00%
Estimated Unreserved Fund Balance (Deficit)	29,729,454.00	0.00	32,886,803.00	(3,157,349.00)	110.62%
Allocation for Admin. Budget (I.U. Only)	0.00	0.00	0.00	0.00	0.00%
TOTAL ESTIMATE BEGINNING FUND BALANCE AVAILABLE FOR APPROPRIATION	29,729,454.00	0.00	32,886,803.00	(3,157,349.00)	110.62%
SUMMARY OF ESTIMATED GENERAL FUND REVENUES					
6000 Revenue from Local Sources	113,432,681.00	12,998,200.78	12,998,200.78	100,434,480.22	11.46%
7000 Revenue from State Sources	21,663,649.00	338,372.00	338,372.00	21,325,277.00	1.56%
8000 Revenue from Federal Sources	750,587.00	0.00	0.00	750,587.00	0.00%
9000 Other Financing Sources	0.00	0.00	0.00	0.00	0.00%
TOTAL ESTIMATED REVENUES & OTHER FINANCING SOURCES	135,846,917.00	13,336,572.78	13,336,572.78	122,510,344.22	9.82%
TOTAL ESTIMATED FUND BALANCE, REVENUES & OTHER FINANCING SOURCES AVAILABLE FOR APPROPRIATIONS	165,576,371.00	13,336,572.78	46,223,375.78	119,352,995.22	27.92%

TREDYFFRIN/EASTTOWN SCHOOL DISTRICT
Board Report Summary
General Fund
July, 2017

Function	Description	Budget	Rev. Budget	Transfer		Rev. Budget	Encumbrances	MTD	YTD	Balance	% Expended
		July 1, 2017	Beginning of Month	To	From	End of Month		Expenditures	Expenditures		(Encumbrance + YTD)
1100	Regular Programs - Elem./Secdy.	61,356,300.00	61,356,300.00	0.00	0.00	61,356,300.00	48,136,195.43	964,424.44	964,424.44	12,255,680.13	80.03%
1200	Special Programs - Elem./Secdy.	22,712,293.00	22,712,293.00	0.00	0.00	22,712,293.00	11,774,803.47	465,727.65	465,727.65	10,471,761.88	53.89%
1300	Vocational Education Programs	780,000.00	780,000.00	0.00	0.00	780,000.00	0.00	0.00	0.00	780,000.00	0.00%
1400	Other Instru. Prg. Elem./Secdy.	271,329.00	271,329.00	0.00	0.00	271,329.00	255,046.81	3,543.37	3,543.37	12,738.82	95.31%
Total 1000 Instruction		85,119,922.00	85,119,922.00	0.00	0.00	85,119,922.00	60,166,045.71	1,433,695.46	1,433,695.46	23,520,180.83	72.37%
2100	Support Serv. - Pupil Personnel	5,281,791.00	5,281,791.00	0.00	0.00	5,281,791.00	4,455,794.85	143,113.07	143,113.07	682,883.08	87.07%
2200	Support Serv. - Instruction	3,831,926.00	3,831,926.00	0.00	0.00	3,831,926.00	2,702,350.73	261,148.16	261,148.16	668,427.11	77.34%
2300	Support Serv. - Administration	8,085,423.00	8,085,423.00	0.00	0.00	8,085,423.00	5,783,841.30	895,646.68	895,646.68	1,405,935.02	82.61%
2400	Support Serv. - Pupil Health	1,381,561.00	1,381,561.00	0.00	0.00	1,381,561.00	824,005.05	16,053.87	16,053.87	541,502.08	60.81%
2500	Support Serv. - Business	1,571,976.00	1,571,976.00	0.00	0.00	1,571,976.00	895,144.00	88,398.51	88,398.51	588,433.49	62.57%
2600	Operation & Maint. Plant Serv.	12,247,534.00	12,247,534.00	0.00	0.00	12,247,534.00	7,123,634.02	1,113,517.86	1,113,517.86	4,010,382.12	67.26%
2700	Student Transportation Services	7,561,497.00	7,561,497.00	0.00	0.00	7,561,497.00	339,341.39	36,937.31	36,937.31	7,185,218.30	4.98%
2800	Support Services - Central	3,110,815.00	3,110,815.00	0.00	0.00	3,110,815.00	1,926,966.43	229,722.27	229,722.27	954,126.30	69.33%
2900	Other Support Services	554,488.00	554,488.00	0.00	0.00	554,488.00	351,679.34	32,713.52	32,713.52	170,095.14	69.32%
Total 2000 Support Services		43,627,011.00	43,627,011.00	0.00	0.00	43,627,011.00	24,402,757.11	2,817,251.25	2,817,251.25	16,407,002.64	62.39%
3200	Student Activities	405,774.00	405,774.00	0.00	0.00	405,774.00	339,929.88	42,718.66	42,718.66	23,125.46	94.30%
3300	Community Services	0.00	0.00	0.00	0.00	0.00	0.00	0.00	0.00	0.00	0.00%
Total 3000 Operational Noninstructional S		405,774.00	405,774.00	0.00	0.00	405,774.00	339,929.88	42,718.66	42,718.66	23,125.46	94.30%
5100	Debt Service	6,740,525.00	6,740,525.00	0.00	0.00	6,740,525.00	0.00	0.00	0.00	6,740,525.00	0.00%
5200	Fund Transfers	3,525,000.00	3,525,000.00	0.00	0.00	3,525,000.00	0.00	0.00	0.00	3,525,000.00	0.00%
5900	Budgetary Reserve	2,253,500.00	2,253,500.00	0.00	0.00	2,253,500.00	0.00	0.00	0.00	2,253,500.00	0.00%
Total 5000 Other Financing Uses		12,519,025.00	12,519,025.00	0.00	0.00	12,519,025.00	0.00	0.00	0.00	12,519,025.00	0.00%
Totals for General Fund:		141,671,732.00	141,671,732.00	0.00	0.00	141,671,732.00	84,908,732.70	4,293,665.37	4,293,665.37	52,469,333.93	62.96%
Estimated Ending Committed Fd Bal		29,729,454.00									
Estimated Ending Assigned Fd Bal		0.00									
Estimated Unassigned Fd Bal		0.00									
		171,401,186.00									

TESD Board Report - General Fund

July 2017

Function	MajorFunctionDesc	MajorAccount	MajorAccountDesc	Original Budget	Revised Bud Beg of Month	TransferTo	TransferFrom	Revised Bud EOM	Encumbrance	MTD Expense	YTD Expense	Balance	% Expended	
1100	Regular Programs - Elem./Secdy	100	Personnel Services - Salaries	\$34,470,395.00	\$34,470,395.00	0	0	\$34,470,395.00	\$33,733,556.70	\$56,392.97	\$56,392.97	\$680,445.33	0.16%	
		200	Personnel Services - Benefits	\$22,266,533.00	\$22,266,533.00	0	0	\$22,266,533.00	\$13,508,091.41	\$249,719.39	\$249,719.39	\$8,508,722.20	1.12%	
		300	Purchased Prof & Tech Services	\$1,223,971.00	\$1,223,971.00	0	0	\$1,223,971.00	\$28,826.19	\$1,716.81	\$1,716.81	\$1,193,428.00	0.14%	
		400	Purchased Property Services	\$270,193.00	\$270,193.00	0	0	\$270,193.00	\$46,423.42	\$262,466.48	\$262,466.48	(\$38,696.90)	97.14%	
		500	Other Purchased Services	\$856,748.00	\$856,748.00	0	0	\$856,748.00	\$31,160.69	\$10,812.12	\$10,812.12	\$814,775.19	1.26%	
		600	Supplies	\$1,495,447.00	\$1,495,447.00	0	0	\$1,495,447.00	\$597,308.23	\$362,732.59	\$362,732.59	\$535,406.18	24.26%	
		700	Property	\$753,533.00	\$753,533.00	0	0	\$753,533.00	\$190,828.79	\$18,681.08	\$18,681.08	\$544,023.13	2.48%	
		800	Other Objects	\$19,480.00	\$19,480.00	0	0	\$19,480.00	\$0.00	\$1,903.00	\$1,903.00	\$17,577.00	9.77%	
1100			\$61,356,300.00	\$61,356,300.00	\$0.00	\$0.00	\$61,356,300.00	\$48,136,195.43	\$964,424.44	\$964,424.44	\$12,255,680.13	1.57%		
1200	Special Programs - Elem./Secdy	100	Personnel Services - Salaries	\$5,894,058.00	\$5,894,058.00	0	0	\$5,894,058.00	\$5,556,545.66	\$34,559.26	\$34,559.26	\$302,953.08	0.59%	
		200	Personnel Services - Benefits	\$3,187,091.00	\$3,187,091.00	0	0	\$3,187,091.00	\$2,226,762.27	\$27,713.58	\$27,713.58	\$932,615.15	0.87%	
		300	Purchased Prof & Tech Services	\$9,876,500.00	\$9,876,500.00	0	0	\$9,876,500.00	\$3,461,808.75	\$3,191.25	\$3,191.25	\$6,411,500.00	0.03%	
		500	Other Purchased Services	\$3,593,444.00	\$3,593,444.00	0	0	\$3,593,444.00	\$515,481.22	\$385,319.92	\$385,319.92	\$2,692,642.86	10.72%	
		600	Supplies	\$130,700.00	\$130,700.00	0	0	\$130,700.00	\$14,205.57	\$14,943.64	\$14,943.64	\$101,550.79	11.43%	
		700	Property	\$30,500.00	\$30,500.00	0	0	\$30,500.00	\$0.00	\$0.00	\$0.00	\$30,500.00	0.00%	
		800	Other Objects	\$0.00	\$0.00	0	0	\$0.00	\$0.00	\$0.00	\$0.00	\$0.00	\$0.00	#DIV/0!
		1200			\$22,712,293.00	\$22,712,293.00	\$0.00	\$0.00	\$22,712,293.00	\$11,774,803.47	\$465,727.65	\$465,727.65	\$10,471,761.88	2.05%
1300	Vocational Education Prg	500	Other Purchased Services	\$780,000.00	\$780,000.00	0	0	\$780,000.00	\$0.00	\$0.00	\$0.00	\$780,000.00	0.00%	
1300			\$780,000.00	\$780,000.00	\$0.00	\$0.00	\$780,000.00	\$0.00	\$0.00	\$0.00	\$780,000.00	0.00%		
1400	Other Instru. Prg - Elem./Secdy	100	Personnel Services - Salaries	\$238,700.00	\$238,700.00	0	0	\$238,700.00	\$181,862.50	\$2,475.00	\$2,475.00	\$54,362.50	1.04%	
		200	Personnel Services - Benefits	\$32,629.00	\$32,629.00	0	0	\$32,629.00	\$73,184.31	\$1,068.37	\$1,068.37	(\$41,623.68)	3.27%	
		300	Purchased Prof & Tech Services	\$0.00	\$0.00	0	0	\$0.00	\$0.00	\$0.00	\$0.00	\$0.00	\$0.00	0.00%
		500	Other Purchased Services	\$0.00	\$0.00	0	0	\$0.00	\$0.00	\$0.00	\$0.00	\$0.00	\$0.00	0.00%
		600	Supplies	\$0.00	\$0.00	0	0	\$0.00	\$0.00	\$0.00	\$0.00	\$0.00	\$0.00	0.00%
		700	Property	\$0.00	\$0.00	0	0	\$0.00	\$0.00	\$0.00	\$0.00	\$0.00	\$0.00	0.00%
1400			\$271,329.00	\$271,329.00	\$0.00	\$0.00	\$271,329.00	\$255,046.81	\$3,543.37	\$3,543.37	\$12,738.82	1.31%		
Total 1000			\$85,119,922.00	\$85,119,922.00	\$0.00	\$0.00	\$85,119,922.00	\$60,166,045.71	\$1,433,695.46	\$1,433,695.46	\$23,520,180.83	1.68%		

TESD Board Report - General Fund

July 2017

Function	MajorFunctionDesc	MajorAccount	MajorAccountDesc	Original Budget	Revised Bud Beg of Month	TransferTo	TransferFrom	Revised Bud EOM	Encumbrance	MTD Expense	YTD Expense	Balance	% Expended
2100	Support Serv.- Pupil Personnel	100	Personnel Services - Salaries	\$3,386,849.00	\$3,386,849.00	0	0	\$3,386,849.00	\$3,144,735.59	\$89,895.37	\$89,895.37	\$152,218.04	2.65%
		200	Personnel Services - Benefits	\$1,708,331.00	\$1,708,331.00	0	0	\$1,708,331.00	\$1,222,332.04	\$51,450.78	\$51,450.78	\$434,548.18	3.01%
		300	Purchased Prof & Tech Services	\$99,000.00	\$99,000.00	0	0	\$99,000.00	\$73,699.85	\$300.15	\$300.15	\$25,000.00	0.30%
		400	Purchased Property Services	\$5,000.00	\$5,000.00	0	0	\$5,000.00	\$0.00	\$0.00	\$0.00	\$5,000.00	0.00%
		500	Other Purchased Services	\$36,800.00	\$36,800.00	0	0	\$36,800.00	\$5,000.00	\$0.00	\$0.00	\$31,800.00	0.00%
		600	Supplies	\$44,136.00	\$44,136.00	0	0	\$44,136.00	\$10,027.37	\$1,466.77	\$1,466.77	\$32,641.86	3.32%
		700	Property	\$800.00	\$800.00	0	0	\$800.00	\$0.00	\$0.00	\$0.00	\$800.00	0.00%
		800	Other Objects	\$875.00	\$875.00	0	0	\$875.00	\$0.00	\$0.00	\$0.00	\$875.00	0.00%
2100			\$5,281,791.00	\$5,281,791.00	\$0.00	\$0.00	\$5,281,791.00	\$4,455,794.85	\$143,113.07	\$143,113.07	\$682,883.08	2.71%	
2200	Support Serv.- Instruction	100	Personnel Services - Salaries	\$2,125,271.00	\$2,125,271.00	0	0	\$2,125,271.00	\$1,892,556.99	\$121,062.10	\$121,062.10	\$111,641.91	5.70%
		200	Personnel Services - Benefits	\$1,252,331.00	\$1,252,331.00	0	0	\$1,252,331.00	\$762,444.63	\$58,581.30	\$58,581.30	\$431,305.07	4.68%
		300	Purchased Prof & Tech Services	\$29,750.00	\$29,750.00	0	0	\$29,750.00	\$0.00	\$1,500.00	\$1,500.00	\$28,250.00	5.04%
		400	Purchased Property Services	\$4,000.00	\$4,000.00	0	0	\$4,000.00	\$0.00	(\$598.19)	(\$598.19)	\$4,598.19	-14.95%
		500	Other Purchased Services	\$85,545.00	\$85,545.00	0	0	\$85,545.00	\$12,000.00	\$0.00	\$0.00	\$73,545.00	0.00%
		600	Supplies	\$255,755.00	\$255,755.00	0	0	\$255,755.00	\$35,339.11	\$57,802.95	\$57,802.95	\$162,612.94	22.60%
		700	Property	\$59,979.00	\$59,979.00	0	0	\$59,979.00	\$0.00	\$8,820.00	\$8,820.00	\$51,159.00	14.71%
		800	Other Objects	\$19,295.00	\$19,295.00	0	0	\$19,295.00	\$0.00	\$13,980.00	\$13,980.00	\$5,315.00	72.45%
2200			\$3,831,926.00	\$3,831,926.00	\$0.00	\$0.00	\$3,831,926.00	\$2,702,350.73	\$261,148.16	\$261,148.16	\$868,427.11	6.82%	
2300	Support Serv.- Administration	100	Personnel Services - Salaries	\$4,286,514.00	\$4,286,514.00	0	0	\$4,286,514.00	\$3,725,149.88	\$409,026.24	\$409,026.24	\$152,337.88	9.54%
		200	Personnel Services - Benefits	\$2,268,248.00	\$2,268,248.00	0	0	\$2,268,248.00	\$1,485,129.16	\$181,344.40	\$181,344.40	\$601,774.44	7.99%
		300	Purchased Prof & Tech Services	\$742,500.00	\$742,500.00	0	0	\$742,500.00	\$447,372.00	\$2,020.79	\$2,020.79	\$293,107.21	0.27%
		400	Purchased Property Services	\$37,000.00	\$37,000.00	0	0	\$37,000.00	\$20,366.20	\$2,601.97	\$2,601.97	\$14,031.83	7.03%
		500	Other Purchased Services	\$532,900.00	\$532,900.00	0	0	\$532,900.00	\$52,742.00	\$290,037.03	\$290,037.03	\$190,120.97	54.43%
		600	Supplies	\$97,346.00	\$97,346.00	0	0	\$97,346.00	\$15,619.22	(\$2,377.75)	(\$2,377.75)	\$84,104.53	-2.44%
		700	Property	\$98,900.00	\$98,900.00	0	0	\$98,900.00	\$37,462.84	\$0.00	\$0.00	\$61,437.16	0.00%
		800	Other Objects	\$22,015.00	\$22,015.00	0	0	\$22,015.00	\$0.00	\$12,994.00	\$12,994.00	\$9,021.00	59.02%
2300			\$8,085,423.00	\$8,085,423.00	\$0.00	\$0.00	\$8,085,423.00	\$5,783,841.30	\$895,646.68	\$895,646.68	\$1,405,935.02	11.08%	

TESD Board Report - General Fund

July 2017

Function	MajorFunctionDesc	MajorAccount	MajorAccountDesc	Original Budget	Revised Bud Beg of Month	TransferTo	TransferFrom	Revised Bud EOM	Encumbrance	MTD Expense	YTD Expense	Balance	% Expended
2400	Support Serv.-Pupil Health	100	Personnel Services - Salaries	\$738,315.00	\$738,315.00	0	0	\$738,315.00	\$581,452.28	\$6,262.74	\$6,262.74	\$150,599.98	0.85%
		200	Personnel Services - Benefits	\$407,646.00	\$407,646.00	0	0	\$407,646.00	\$237,189.71	\$6,282.85	\$6,282.85	\$164,173.44	1.54%
		300	Purchased Prof & Tech Services	\$205,000.00	\$205,000.00	0	0	\$205,000.00	\$0.00	\$0.00	\$0.00	\$205,000.00	0.00%
		400	Purchased Property Services	\$1,100.00	\$1,100.00	0	0	\$1,100.00	\$0.00	\$0.00	\$0.00	\$1,100.00	0.00%
		500	Other Purchased Services	\$200.00	\$200.00	0	0	\$200.00	\$0.00	\$0.00	\$0.00	\$200.00	0.00%
		600	Supplies	\$27,300.00	\$27,300.00	0	0	\$27,300.00	\$5,363.06	\$3,508.28	\$3,508.28	\$18,428.66	12.85%
		700	Property	\$2,000.00	\$2,000.00	0	0	\$2,000.00	\$0.00	\$0.00	\$0.00	\$2,000.00	0.00%
2400				\$1,381,561.00	\$1,381,561.00	\$0.00	\$0.00	\$1,381,561.00	\$824,005.05	\$16,053.87	\$16,053.87	\$541,502.08	1.16%
2500	Support Serv.-Business	100	Personnel Services - Salaries	\$825,486.00	\$825,486.00	0	0	\$825,486.00	\$607,355.37	\$50,432.58	\$50,432.58	\$167,698.05	6.11%
		200	Personnel Services - Benefits	\$515,140.00	\$515,140.00	0	0	\$515,140.00	\$248,432.96	\$34,325.11	\$34,325.11	\$232,381.93	6.66%
		300	Purchased Prof & Tech Services	\$101,200.00	\$101,200.00	0	0	\$101,200.00	\$35,500.00	\$0.00	\$0.00	\$65,700.00	0.00%
		400	Purchased Property Services	\$625.00	\$625.00	0	0	\$625.00	\$0.00	\$0.00	\$0.00	\$625.00	0.00%
		500	Other Purchased Services	\$19,200.00	\$19,200.00	0	0	\$19,200.00	\$0.00	\$0.00	\$0.00	\$19,200.00	0.00%
		600	Supplies	\$46,650.00	\$46,650.00	0	0	\$46,650.00	\$3,855.67	\$552.05	\$552.05	\$42,242.28	1.18%
		700	Property	\$13,200.00	\$13,200.00	0	0	\$13,200.00	\$0.00	\$0.00	\$0.00	\$13,200.00	0.00%
		800	Other Objects	\$50,475.00	\$50,475.00	0	0	\$50,475.00	\$0.00	\$3,088.77	\$3,088.77	\$47,386.23	6.12%
2500				\$1,571,976.00	\$1,571,976.00	\$0.00	\$0.00	\$1,571,976.00	\$895,144.00	\$88,398.51	\$88,398.51	\$588,433.49	5.62%
2600	Operation & Maint. Plant Serv.	100	Personnel Services - Salaries	\$4,410,931.00	\$4,410,931.00	0	0	\$4,410,931.00	\$3,117,505.46	\$346,973.72	\$346,973.72	\$946,451.82	7.87%
		200	Personnel Services - Benefits	\$2,557,153.00	\$2,557,153.00	0	0	\$2,557,153.00	\$1,268,428.86	\$200,761.05	\$200,761.05	\$1,087,963.09	7.85%
		300	Purchased Prof & Tech Services	\$265,250.00	\$265,250.00	0	0	\$265,250.00	\$181,382.85	\$18,364.75	\$18,364.75	\$65,502.40	6.92%
		400	Purchased Property Services	\$2,736,550.00	\$2,736,550.00	0	0	\$2,736,550.00	\$1,543,061.97	\$339,773.20	\$339,773.20	\$853,714.83	12.42%
		500	Other Purchased Services	\$391,500.00	\$391,500.00	0	0	\$391,500.00	\$135,677.00	\$143,218.76	\$143,218.76	\$112,604.24	36.58%
		600	Supplies	\$1,583,400.00	\$1,583,400.00	0	0	\$1,583,400.00	\$873,388.15	\$52,322.47	\$52,322.47	\$657,689.38	3.30%
		700	Property	\$294,500.00	\$294,500.00	0	0	\$294,500.00	\$3,939.73	\$12,103.91	\$12,103.91	\$278,456.36	4.11%
		800	Other Objects	\$8,250.00	\$8,250.00	0	0	\$8,250.00	\$250.00	\$0.00	\$0.00	\$8,000.00	0.00%
2600				\$12,247,534.00	\$12,247,534.00	\$0.00	\$0.00	\$12,247,534.00	\$7,123,634.02	\$1,113,517.86	\$1,113,517.86	\$4,010,382.12	9.09%

TESD Board Report - General Fund

July 2017

Function	MajorFunctionDesc	MajorAccount	MajorAccountDesc	Original Budget	Revised Bud Beg of Month	TransferTo	TransferFrom	Revised Bud EOM	Encumbrance	MTD Expense	YTD Expense	Balance	% Expended	
2700	Student Transportation Service	100	Personnel Services - Salaries	\$266,798.00	\$266,798.00	0	0	\$266,798.00	\$223,198.27	\$19,150.87	\$19,150.87	\$24,448.86	7.18%	
		200	Personnel Services - Benefits	\$177,388.00	\$177,388.00	0	0	\$177,388.00	\$95,457.12	\$17,786.44	\$17,786.44	\$64,144.44	10.03%	
		300	Purchased Prof & Tech Services	\$0.00	\$0.00	0	0	\$0.00	\$0.00	\$0.00	\$0.00	\$0.00	\$0.00	0.00%
		400	Purchased Property Services	\$13,500.00	\$13,500.00	0	0	\$13,500.00	\$0.00	\$0.00	\$0.00	\$0.00	\$13,500.00	0.00%
		500	Other Purchased Services	\$6,544,811.00	\$6,544,811.00	0	0	\$6,544,811.00	\$0.00	\$0.00	\$0.00	\$0.00	\$6,544,811.00	0.00%
		600	Supplies	\$458,500.00	\$458,500.00	0	0	\$458,500.00	\$20,686.00	\$0.00	\$0.00	\$0.00	\$437,814.00	0.00%
		700	Property	\$100,000.00	\$100,000.00	0	0	\$100,000.00	\$0.00	\$0.00	\$0.00	\$0.00	\$100,000.00	0.00%
		800	Other Objects	\$500.00	\$500.00	0	0	\$500.00	\$0.00	\$0.00	\$0.00	\$0.00	\$500.00	0.00%
2700				\$7,561,497.00	\$7,561,497.00	\$0.00	\$0.00	\$7,561,497.00	\$339,341.39	\$36,937.31	\$36,937.31	\$7,185,218.30	0.49%	
2800	Support Services - Central	100	Personnel Services - Salaries	\$1,233,213.00	\$1,233,213.00	0	0	\$1,233,213.00	\$1,181,475.65	\$110,655.28	\$110,655.28	(\$58,917.93)	8.97%	
		200	Personnel Services - Benefits	\$739,902.00	\$739,902.00	0	0	\$739,902.00	\$475,156.83	\$57,860.08	\$57,860.08	\$206,885.09	7.82%	
		300	Purchased Prof & Tech Services	\$460,500.00	\$460,500.00	0	0	\$460,500.00	\$48,725.00	\$3,000.00	\$3,000.00	\$408,775.00	0.65%	
		400	Purchased Property Services	\$169,000.00	\$169,000.00	0	0	\$169,000.00	\$122,436.80	\$23,467.24	\$23,467.24	\$23,095.96	13.89%	
		500	Other Purchased Services	\$57,000.00	\$57,000.00	0	0	\$57,000.00	\$0.00	\$0.00	\$0.00	\$57,000.00	0.00%	
		600	Supplies	\$341,200.00	\$341,200.00	0	0	\$341,200.00	\$99,172.15	\$34,489.67	\$34,489.67	\$207,538.18	10.11%	
		700	Property	\$99,000.00	\$99,000.00	0	0	\$99,000.00	\$0.00	\$0.00	\$0.00	\$0.00	\$99,000.00	0.00%
		800	Other Objects	\$11,000.00	\$11,000.00	0	0	\$11,000.00	\$0.00	\$250.00	\$250.00	\$250.00	\$10,750.00	2.27%
2800				\$3,110,815.00	\$3,110,815.00	\$0.00	\$0.00	\$3,110,815.00	\$1,926,966.43	\$229,722.27	\$229,722.27	\$954,126.30	7.38%	
2900	Other Support Services	100	Personnel Services - Salaries	\$421,141.00	\$421,141.00	0	0	\$421,141.00	\$0.00	\$0.00	\$0.00	\$421,141.00	0.00%	
		200	Personnel Services - Benefits	\$12,547.00	\$12,547.00	0	0	\$12,547.00	\$324,273.47	\$28,119.39	\$28,119.39	(\$339,845.86)	224.11%	
		300	Purchased Prof & Tech Services	\$35,800.00	\$35,800.00	0	0	\$35,800.00	\$27,405.87	\$4,594.13	\$4,594.13	\$3,800.00	12.83%	
		500	Other Purchased Services	\$85,000.00	\$85,000.00	0	0	\$85,000.00	\$0.00	\$0.00	\$0.00	\$85,000.00	0.00%	
		700	Property	\$0.00	\$0.00	0	0	\$0.00	\$0.00	\$0.00	\$0.00	\$0.00	\$0.00	0.00%
2900				\$554,488.00	\$554,488.00	0	0	\$554,488.00	\$351,679.34	\$32,713.52	\$32,713.52	\$170,095.14	5.90%	
Total 2000				\$43,627,011.00	\$43,627,011.00	\$0.00	\$0.00	\$43,627,011.00	\$24,402,757.11	\$2,817,251.25	\$2,817,251.25	\$16,407,002.64	6.46%	

TESD Board Report - General Fund

July 2017

Function	MajorFunctionDesc	MajorAccount	MajorAccountDesc	Original Budget	Revised Bud Beg of Month	TransferTo	TransferFrom	Revised Bud EOM	Encumbrance	MTD Expense	YTD Expense	Balance	% Expended	
3200	Student Activities	100	Personnel Services - Salaries	\$360,074.00	\$360,074.00	0	0	\$360,074.00	\$236,920.66	\$1,865.00	\$1,865.00	\$121,288.34	0.52%	
		200	Personnel Services - Benefits	\$0.00	\$0.00	0	0	\$0.00	\$102,596.72	\$9,586.16	\$9,586.16	(\$112,182.88)	#DIV/0!	
		300	Purchased Prof & Tech Services	\$0.00	\$0.00	0	0	\$0.00	\$0.00	\$0.00	\$0.00	\$0.00	\$0.00	0.00%
		400	Purchased Property Services	\$0.00	\$0.00	0	0	\$0.00	\$0.00	\$0.00	\$0.00	\$0.00	\$0.00	0.00%
		500	Other Purchased Services	\$32,200.00	\$32,200.00	0	0	\$32,200.00	\$0.00	\$28,000.00	\$28,000.00	\$4,200.00	86.96%	
		600	Supplies	\$13,500.00	\$13,500.00	0	0	\$13,500.00	\$412.50	\$3,267.50	\$3,267.50	\$9,820.00	0.00%	
		700	Property	\$0.00	\$0.00	0	0	\$0.00	\$0.00	\$0.00	\$0.00	\$0.00	\$0.00	0.00%
		800	Other Objects	\$0.00	\$0.00	0	0	\$0.00	\$0.00	\$0.00	\$0.00	\$0.00	\$0.00	#DIV/0!
3200			\$405,774.00	\$405,774.00	\$0.00	\$0.00	\$405,774.00	\$339,929.88	\$42,718.66	\$42,718.66	\$23,125.46	10.53%		
3300	Community Services	100	Personnel Services - Salaries	\$0.00	\$0.00	0	0	\$0.00	\$0.00	\$0.00	\$0.00	\$0.00	0.00%	
		200	Personnel Services - Benefits	\$0.00	\$0.00	0	0	\$0.00	\$0.00	\$0.00	\$0.00	\$0.00	\$0.00	0.00%
		600	Supplies	\$0.00	\$0.00	0	0	\$0.00	\$0.00	\$0.00	\$0.00	\$0.00	\$0.00	0.00%
3300			\$0.00	\$0.00	\$0.00	\$0.00	\$0.00	\$0.00	\$0.00	\$0.00	\$0.00	0.00%		
Total 3000			\$405,774.00	\$405,774.00	\$0.00	\$0.00	\$405,774.00	\$339,929.88	\$42,718.66	\$42,718.66	\$23,125.46	10.53%		
5100	Debt Service	800	Other Objects	\$2,120,525.00	\$2,120,525.00	0	0	\$2,120,525.00	\$0.00	\$0.00	\$0.00	\$2,120,525.00	0.00%	
		900	Other Financing Uses	\$4,620,000.00	\$4,620,000.00	0	0	\$4,620,000.00	\$0.00	\$0.00	\$0.00	\$4,620,000.00	0.00%	
5100			\$6,740,525.00	\$6,740,525.00	\$0.00	\$0.00	\$6,740,525.00	\$0.00	\$0.00	\$0.00	\$6,740,525.00	0.00%		
5200	Fund Transfers	900	Other Financing Uses	\$3,525,000.00	\$3,525,000.00	0	0	\$3,525,000.00	\$0.00	\$0.00	\$0.00	\$3,525,000.00	0.00%	
5200			\$3,525,000.00	\$3,525,000.00	\$0.00	\$0.00	\$3,525,000.00	\$0.00	\$0.00	\$0.00	\$0.00	\$3,525,000.00	0.00%	
5900	Budgetary Reserve	800	Other Objects	\$2,253,500.00	\$2,253,500.00	0	0	\$2,253,500.00	\$0.00	\$0.00	\$0.00	\$2,253,500.00	0.00%	
5900			\$2,253,500.00	\$2,253,500.00	\$0.00	\$0.00	\$2,253,500.00	\$0.00	\$0.00	\$0.00	\$0.00	\$2,253,500.00	0.00%	
Total 5000			\$12,519,025.00	\$12,519,025.00	\$0.00	\$0.00	\$12,519,025.00	\$0.00	\$0.00	\$0.00	\$0.00	\$12,519,025.00	0.00%	
Totals for General Fund:				\$141,671,732.00	\$141,671,732.00	\$0.00	\$0.00	\$141,671,732.00	\$84,908,732.70	\$4,293,665.37	\$4,293,665.37	\$52,469,333.93	3.03%	

**CONESTOGA HIGH SCHOOL
STUDENT ACTIVITY ACCOUNTS
June 30, 2017**

Account Number	Description	Balance @ 5/31/17	Disbursements	Receipts	Transfers	Balance @ 6/30/17
A 1	Miscellaneous	0.00				0.00
A 11	Spring Track	101.00	101.00	0.00	0.00	0.00
A 12	Boys Tennis	0.00	0.00		0.00	0.00
A 13	Girls Tennis	0.00	0.00		0.00	0.00
A 14	Boys Baseball	(6.00)	0.00	6.00	0.00	0.00
A 15	Golf	(350.00)	0.00	350.00	0.00	0.00
A 16	Boys Lacrosse	(222.25)	0.00	222.25	0.00	0.00
A 17	Boys Swimming	(302.00)	0.00	302.00	0.00	0.00
A 18	Girls Swimming	499.00	499.00	0.00	0.00	0.00
A 2	Football	1,309.00	1,309.00	0.00	0.00	0.00
A 21	Girls Softball	1,643.00	1,643.00	0.00		0.00
A 22	Girls Soccer	2,208.00	2,208.00	0.00		0.00
A 23	Girls Volleyball	30.00	30.00	0.00	0.00	0.00
A 24	Girls Lacrosse	(919.25)	0.00	919.25	0.00	0.00
A 3	Girls Hockey	1,511.00	1,511.00	0.00	0.00	0.00
A 4	Boys Soccer	1,142.00	1,142.00	0.00	0.00	0.00
A 5	Cross Country	0.00	0.00	0.00		0.00
A 6	Boys Basketball	81.00	81.00	0.00		0.00
A 7	Girls Basketball	438.00	438.00	0.00		0.00
A 8	Wrestling	(77.00)	0.00	77.00	0.00	0.00
A 9	Winter Track	0.00	0.00	0.00		0.00
B	1000 Cranes	90.66	0.00	0.00		90.66
B	2018 New Voters Club	50.00	0.00	0.00		50.00
B	A Voice For Vets	50.00	0.00	0.00		50.00
B	AASU	131.57	0.00	0.00	0.00	131.57
B	AASU Scholarship	134.26	0.00	0.00	0.00	134.26
B	Above the Influence	193.32	25.88	0.00	0.00	167.44
B	Academic Competition	571.47	0.00	500.00		1,071.47
B	Adopt-A-Grandparent	339.92	0.00	0.00		339.92
B	All about Soccer	301.25	0.00	0.00		301.25
B	All Girls Acapella Group	38.50	0.00	0.00		38.50
B	Animal Abuse Awareness	362.31	0.00	0.00		362.31
B	Anime Club	847.10	0.00	0.00		847.10
B	Anti Defamation League	11.07	0.00	0.00	0.00	11.07
B	AP Study Group	50.11	0.00	0.00		50.11
B	Architecture and Design	68.00	0.00	0.00		68.00
B	Art Reaching the Community	64.30	0.00	0.00		64.30
B	Asian American Club	1,960.42	0.00	0.00		1,960.42
B	Astronomy Club	192.12	0.00	0.00		192.12
B	Athletes Helping	319.08	0.00	0.00		319.08
B	Band Fund	2,747.76	0.00	0.00		2,747.76
B	Best Buddies	3,491.83	25.00	0.00	0.00	3,466.83
B	Bethesda Project	58.50	0.00	0.00	0.00	58.50

**CONESTOGA HIGH SCHOOL
STUDENT ACTIVITY ACCOUNTS
June 30, 2017**

Account Number	Description	Balance @ 5/31/17	Disbursements	Receipts	Transfers	Balance @ 6/30/17
B	Biology Club	1,480.51	0.00	116.70		1,597.21
B	Bowling Club	131.37		0.00		131.37
B	Bringing Hope Home	153.02	0.00	0.00		153.02
B	Build On Club	188.23	0.00	0.00		188.23
B	Cheerleaders Club	8,171.44	8,138.95	0.00		32.49
B	Chemistry Fund	715.21	0.00	0.00	0.00	715.21
B	Chess Fund	235.33	0.00	0.00		235.33
B	Choral Fund	753.87	0.00	0.00	0.00	753.87
B	CHS Fishing club	2,046.64	1,500.00	0.00	0.00	546.64
B	Clash of the Clans	50.09	0.00	0.00		50.09
B	Climate Change Awarness	50.00	0.00	0.00		50.00
B	Comic Club	125.97	0.00	0.00		125.97
B	Compositions for Cancer	71.45	0.00	0.00		71.45
B	Computer Science Club	530.33	0.00	0.00	0.00	530.33
B	Computers for Kids	75.22	0.00	0.00	0.00	75.22
B	Conestoga Coupons for a cause	50.07	0.00	0.00	0.00	50.07
B	Conestoga Cure	253.90	203.00	0.00	0.00	50.90
B	Conestoga Investment Club	19.51	0.00	0.00		19.51
B	Counter-Culture Club	50.00	0.00	0.00		50.00
B	Crew Club	626.22		0.00		626.22
B	Cricket Club	50.16		0.00		50.16
B	Cupcakes for Casa	1,634.28	0.00	0.00		1,634.28
B	Cure 4 Cam	50.00	0.00	0.00		50.00
B	Cycling Club	50.26	0.00	0.00		50.26
B	DECA	0.09	0.00	0.00		0.09
B	Doctor Who Club	50.00	0.00	0.00		50.00
B	Doctors without Borders	50.00	0.00	0.00		50.00
B	Drama club	2,312.23	200.00	0.00	0.00	2,112.23
B	Dream Academy	266.47	0.00	0.00		266.47
B	E Nable	569.35	312.48	0.00		256.87
B	EDGE	50.00	0.00	0.00		50.00
B	Education Enrichment Club	3.16	0.00	0.00		3.16
B	Environthon Team	116.75	0.00	0.00	0.00	116.75
B	ESL Club	1,837.33	0.00	0.00	0.00	1,837.33
B	Fall Drama Club	21,202.46	0.00	0.00	0.00	21,202.46
B	Fellowship of Christian Athletes	0.41	0.00	0.00	0.00	0.41
B	Fencing Club	1,947.46	0.00	0.00	0.00	1,947.46
B	Fighting Back	50.07	0.00	0.00	0.00	50.07
B	Film Production Club	181.00	0.00	0.00	0.00	181.00
B	FLITE	1,846.70	0.00	0.00	0.00	1,846.70
B	Foreign Language Fund	416.43	0.00	0.00		416.43
B	French Club	1,177.64	11.99	0.00		1,165.65
B	Game Theory	56.97	0.00	0.00	0.00	56.97

**CONESTOGA HIGH SCHOOL
STUDENT ACTIVITY ACCOUNTS
June 30, 2017**

Account Number	Description	Balance @ 5/31/17	Disbursements	Receipts	Transfers	Balance @ 6/30/17
B	Gay Straight Alliance	1,461.89	0.00	0.00	0.00	1,461.89
B	Gender Equality	155.57	0.00	0.00	0.00	155.57
B	Gene Club	55.09	0.00	0.00	0.00	55.09
B	Geocache Club	50.12	0.00	0.00	0.00	50.12
B	German Culture	1.59	0.00	0.00		1.59
B	Girls in STEM	50.05	0.00	0.00		50.05
B	Global Citizens Club	150.57		0.00		150.57
B	Greek Culture Club	228.92	0.00	0.00		228.92
B	Greening Stoga Task Force	1,033.37	0.00	0.00		1,033.37
B	Habitat For Humanity	548.46	0.00	0.00		548.46
B	Harry Potter Club	50.00	0.00	0.00		50.00
B	Hip Hop Club	8.76	0.00	0.00		8.76
B	Hispanic Club	1,467.39	20.00	0.00		1,447.39
B	Horticulture Club	1,496.60	0.00	0.00	0.00	1,496.60
B	Humankind Water Club	420.94	0.00	0.00	0.00	420.94
B	Interact	739.84	0.00	0.00		739.84
B	Intramural Club	194.47		0.00	0.00	194.47
B	Italian Club	966.74	0.00	0.00	0.00	966.74
B	Jewish Culture Club	60.93	0.00	0.00	0.00	60.93
B	Jr Classical League	(369.65)	0.00	370.00	0.00	0.35
B	Jr Statesmen	5,154.51	0.00	0.00		5,154.51
B	Key Club	1,155.45	0.00	1,000.00	0.00	2,155.45
B	Kpop	93.00	0.00	0.00		93.00
B	LINK	270.13	0.00	0.00		270.13
B	Lit Mag	98.57	189.00	376.00	0.00	285.57
B	Magic the Gathering	50.05	0.00	0.00	0.00	50.05
B	Manifest	1,599.48	0.00	0.00	0.00	1,599.48
B	Mental Health Awareness Club	50.07	0.00	0.00	0.00	50.07
B	Model UN Club	1,683.68	0.00	0.00	0.00	1,683.68
B	Motorsports Club	370.24	0.00	0.00	0.00	370.24
B	MSA	212.10	0.00	0.00	0.00	212.10
B	Mudders Club	(419.91)	0.00	0.00	0.00	(419.91)
B	Music Inspires Change	0.00	0.00	0.00	0.00	0.00
B	Musicians' Guild	1,593.18	0.00	0.00		1,593.18
B	NAHS	58.45	0.00	336.00	0.00	392.45
B	NA Alliance End Homelessness	50.00	0.00	0.00	0.00	50.00
B	National History Comp.	70.57	0.00	0.00	0.00	70.57
B	Navigate	820.38	797.64	0.00	0.00	22.74
B	Northern Children's serv	167.92	0.00	0.00	0.00	167.92
B	Objectivist Club	50.11	0.00	0.00		50.11
B	Operation Oncology	50.08	0.00	0.00		50.08
B	Origami Club	50.00	0.00	0.00		50.00
B	Paddle Tennis	50.83	0.00	0.00		50.83

**CONESTOGA HIGH SCHOOL
STUDENT ACTIVITY ACCOUNTS
June 30, 2017**


Account Number	Description	Balance @ 5/31/17	Disbursements	Receipts	Transfers	Balance @ 6/30/17
B	Paintball Club	50.00	0.00	0.00		50.00
B	Parts for Hearts	396.45	0.00	0.00		396.45
B	PB&J Club	0.00	0.00	0.00		0.00
B	Peer Mediation	2,674.90	1,997.33	1,821.37	0.00	2,498.94
B	Philosophy Club	120.22	0.00	0.00	0.00	120.22
B	Photography Club	903.96	0.00	0.00		903.96
B	Physics Club	50.34		0.00		50.34
B	Pilates Club	50.00		0.00		50.00
B	Piodanco	435.99	0.00	0.00		435.99
B	Pioneer Pit Club	50.00	0.00	0.00		50.00
B	Puppy PALS	181.30	0.00	0.00		181.30
B	Racquet Sports club	50.00	0.00	0.00		50.00
B	Reach	1,187.39	0.00	0.00		1,187.39
B	Red Cross	143.04	0.00	0.00		143.04
B	Renaissance Reenactment club	50.00	0.00	0.00		50.00
B	Richard Wright Project	50.11	0.00	0.00		50.11
B	Robotics Club	319.82	0.00	0.00	0.00	319.82
B	Ryan's Case for Smiles	3,894.58	0.00	0.00		3,894.58
B	SADD	1,626.09	0.00	0.00		1,626.09
B	SAFE	1,214.23	0.00	0.00		1,214.23
B	SAVES	463.29	0.00	0.00		463.29
B	Science Olympiad	5,013.96	701.79	0.00		4,312.17
B	Secrets To a Long Life	80.17	0.00	0.00		80.17
B	SEPA	50.00	0.00	0.00		50.00
B	Shine	121.13	0.00	0.00	0.00	121.13
B	Ski Club	389.46	0.00	0.00	0.00	389.46
B	Smiles for Autism	791.87	0.00	0.00	0.00	791.87
B	SOAR	50.17	0.00	0.00	0.00	50.17
B	Soccer Club	9,390.12	0.00	0.00	0.00	9,390.12
B	South Asia Culture Club	306.02	54.46	0.00	0.00	251.56
B	Spoke	8,958.05	1,182.90	3,703.00		11,478.15
B	Sports Debate Club	50.00	0.00	0.00		50.00
B	Squash Club	101.94	0.00	0.00		101.94
B	Stage Crew	785.43	0.00	0.00	0.00	785.43
B	Standing Together	0.00	0.00	0.00		0.00
B	STEAM	50.11	0.00	0.00		50.11
B	Stoga Connects	50.30	0.00	0.00		50.30
B	Stoga Echoes	175.63	0.00	0.00		175.63
B	Stoga Green Peace	103.20	0.00	0.00		103.20
B	Stoga Hope	1,512.49	386.68	0.00		1,125.81
B	Stoga Launch	50.00	0.00	0.00		50.00
B	Stoga Music Crusade	117.70	0.00	0.00		117.70
B	Stoga Music Theatre	29,437.99	6,833.50	0.00		22,604.49

**CONESTOGA HIGH SCHOOL
STUDENT ACTIVITY ACCOUNTS
June 30, 2017**

Account Number	Description	Balance @ 5/31/17	Disbursements	Receipts	Transfers	Balance @ 6/30/17
B	Stoga Sierra	0.00	0.00	0.00		0.00
B	Stoga Slam League	50.18	0.00	0.00		50.18
B	Stoga Steppers	82.94	0.00	0.00		82.94
B	Stoga Study Buddies	195.93	0.00	0.00		195.93
B	Stogabundance	103.73	0.00	0.00		103.73
B	Student to Student	73.48	0.00	0.00		73.48
B	Student United Way Club	133.39	0.00	0.00		133.39
B	t/e Kids Care	193.43	100.00	0.00		93.43
B	Take a Blink for Pink	815.45	0.00	0.00		815.45
B	Technology Student Assoc	2,025.06	732.08	0.00	0.00	1,292.98
B	TED X	50.26	0.00	0.00		50.26
B	TEEC Club	50.11	0.00	0.00		50.11
B	Tennis to a Future Club	62.25	0.00	0.00		62.25
B	The Book Club	50.30	0.00	0.00		50.30
B	The Cappies	375.38	0.00	0.00	0.00	375.38
B	The First Tee	50.25	0.00	0.00		50.25
B	The Pulsera Project	105.00	290.00	185.00	0.00	(0.00)
B	Together We Rise	50.12	0.00	0.00		50.12
B	Tri-M Music Honor Society	394.38	0.00	0.00	0.00	394.38
B	TV Production	718.34	0.00	90.00		808.34
B	Underwater Robotics Team	345.03	0.00	0.00	0.00	345.03
B	UNHCR	332.82	150.00	0.00	0.00	182.82
B	Unicef	513.40	0.00	0.00	0.00	513.40
B	Vegetarian Club	54.06	0.00	0.00		54.06
B	Volleyball	530.36		0.00		530.36
B	We for She	50.00		0.00		50.00
B	Wear it Share it	50.00		0.00		50.00
B	Wishes for the Wild	70.40	0.00	0.00		70.40
B	Women in Politics	50.23	0.00	0.00		50.23
B	Wounded Warrior Project	180.55	0.00	0.00		180.55
B	Yearbook	15,764.39	404.80	15,350.00		30,709.59
B	Young Advocates for Designers	50.07	0.00	0.00		50.07
B	Young Democrats Club	104.05	0.00	0.00		104.05
B	Young Economists Club	50.00	0.00	0.00		50.00
B	Young Republicans Club	158.23		0.00		158.23
B	Young Republicrats	50.00	0.00	0.00	0.00	50.00
B	Young Socialists Club	50.00	0.00	0.00		50.00
C	Class of 2017	4,636.24	2,200.00	1,715.00	0.00	4,151.24
C	Class of 2018	7,958.22	2,600.00	0.00		5,358.22
C	Class of 2019	5,665.20	0.00	0.00		5,665.20
C	Class of 2020	5,102.38	300.00	0.00		4,802.38
C	Class of 2021	500.00	0.00	0.00		500.00
D	Clearing Account	612.66	0.00	2,700.00	0.00	3,312.66

**CONESTOGA HIGH SCHOOL
STUDENT ACTIVITY ACCOUNTS
June 30, 2017**

Account Number	Description	Balance @ 5/31/17	Disbursements	Receipts	Transfers	Balance @ 6/30/17
D	Field Trip Account	2,390.00	0.00	63.00	0.00	2,453.00
D	Interest Income	943.71	0.00	136.53		1,080.24
E	Beautification	5,482.35	0.00	0.00	0.00	5,482.35
E	NHS	292.20	0.00	0.00		292.20
E	Student Body Fund	25,300.18	0.00	217.40	0.00	25,517.58
E	Student Council	16,658.57	2,320.00	490.00	0.00	14,828.57
E	Testing Service	(3,108.85)	0.00	90.00	0.00	(3,018.85)
	Totals	258,819.07	40,639.48	31,136.50	0.00	249,316.09

Approved 

Date 8.22.17

**T/E MIDDLE SCHOOL
STUDENT ACTIVITY ACCOUNTS
June 30, 2017**

Account Number	Description	Balance @ 5/31/2017	Disbursements	Receipts	Transfers	Balance @ 6/30/2017
1001	Misc Athletics	\$ (720.00)	\$ 401.20	\$ 3,857.00		\$ 2,735.80
1002	Football	\$ 555.00	\$ 555.00			\$ -
1003	Hockey	\$ (25.00)		\$ 25.00		\$ -
1004	Soccer	\$ 75.00	\$ 75.00			\$ -
1005	Volleyball	\$ 175.00	\$ 175.00			\$ -
1006	Basketball	\$ 224.00	\$ 224.00			\$ -
1007	Wrestling	\$ (310.00)		\$ 310.00		\$ -
1008	Softball	\$ 663.00	\$ 663.00			\$ -
1009	Baseball	\$ 830.00	\$ 830.00			\$ -
1010	Lacrosse	\$ 1,740.00	\$ 1,740.00			\$ -
2001	Yearbook	\$ 2,481.56		\$ 4,105.00		\$ 6,586.56
2003	Junior Model UN	\$ 329.00				\$ 329.00
2004	Student Council	\$ 982.68		\$ 440.00		\$ 1,422.68
2005	Cultural Clubs	\$ 281.30	\$ 796.14	\$ 190.00		\$ (324.84)
3001	Tech Ed	\$ -				\$ -
3002	5th/6th Trips-Extracurr.	\$ (1,986.00)	\$ 380.00	\$ 2,366.00		\$ -
3003	7th Williamsburg	\$ (9,545.00)	\$ 493.15	\$ 5,038.15		\$ (5,000.00)
3004	8th Hershey	\$ (14,914.24)	\$ 55.00	\$ 14,914.24		\$ (55.00)
3006	8th Washington DC	\$ 259.92				\$ 259.92
4004	Media Center	\$ 156.89				\$ 156.89
4007	Miscellaneous	\$ 4,425.94	\$ 3,474.24	\$ 1,376.14		\$ 2,327.84
4008	Interest	\$ 129.62		\$ 8.53		\$ 138.15
4010	Student Body Account	\$ 8,338.39	\$ 5,961.33			\$ 2,377.06
5001	Music	\$ 3,470.00	\$ 200.00	\$ 110.00		\$ 3,380.00
5002	5/6 & 7/8 Plays	\$ 5,792.98				\$ 5,792.98
6001	Gr 5 Trips & Programs	\$ 3,403.00		\$ 1,820.00		\$ 5,223.00
6002	Gr 6 Trips & Programs	\$ 6,384.00	\$ 2,366.00	\$ 380.00		\$ 4,398.00
6003	Gr 7 Trips & Programs	\$ 1,550.00				\$ 1,550.00
6004	Gr 8 Trips & Programs	\$ (299.99)				\$ (299.99)
						\$ -
	Totals	\$ 14,447.05	\$ 18,389.06	\$ 34,940.06		\$ 30,998.05

Approved A Phillips

Valley Forge Middle School
Student Activities Accounts
June 30, 2017

Account Number	Description	Balance @ 5/31/17	Disbursements	Receipts	Transfers	Balance @ 6/30/17
A 1001	Miscellaneous	1,082.50	620.96			461.54
A 1002	Football	0.00				0.00
A 1003	Hockey	0.00				0.00
A 1004	Soccer	0.00				0.00
A 1005	Volleyball	0.00				0.00
A 1006	Basketball	0.00				0.00
A 1007	Wrestling	0.00				0.00
A 1008	Track	0.00				0.00
A 1009	Baseball	0.00				0.00
A 1010	Softball	0.00				0.00
A 1011	Lacrosse	0.00	470.00	470.00		0.00
C 2003	VF Track Club	7,300.78	45.00			7,255.78
C 2004	Builders Club	3,043.91				3,043.91
C 2005	Model UN Club	995.51		400.00		1,395.51
C 2007	Odyssey of Mind	0.00				0.00
C2008	Future Cities	73.70				73.70
C 2009	Girl Up!	733.41	538.73			194.68
F 3002	Williamsburg Trip	60,259.33	66,177.26	837.50		(5,080.43)
F 3005	Grade 5 Trips	5,219.95				5,219.95
F 3006	Grade 6 Trips	14,435.64		528.00		14,963.64
F 3007	Grade 7 Trips	563.02				563.02
F 3008	Grade 8 Trips	73,950.72	22,992.94	-		50,957.78
G 4001	Student Body Acct	159.80	38.37			121.43
G 4003	Yearbook	15,827.54	56.00	5,498.00		21,269.54
G 4004	Student Council	9,363.85	2,309.92	442.00		7,495.93
G 4007	Interest	285.94	30.00	46.68		302.62
G 4008	School Store	623.47				623.47
G 4009	Drama	12.90				12.90
G 4011	Musical Fund	1,337.70				1,337.70
G 4012	Community Service	897.58				897.58
M 5001	Band Fund	117.27				117.27
M 5002	Vocal/String Music	0.00				0.00
M 5003	Music Trip Acct.	3,424.46	305.00	160.00		3,279.46
T 6001	5th Grade Teams	0.00				0.00
T 6002	6th Grade Teams	1,884.21				1,884.21
T 6003	7th Grade Teams	633.57				633.57
T 6004	8th Grade Teams	1,000.56				1,000.56
	Totals	203,227.32	93,584.18	8,382.18		118,025.32
Approved: <i>Matt K...</i>						

**TREDYFFRIN/EASTTOWN SCHOOL DISTRICT
CAPITAL PROJECTS FUNDS
July, 2017**

CASH	4,788,204.50	
INVESTMENTS	5,735,000.00	
DUE FROM/(TO) OTHER FUNDS		
ACCOUNTS PAYABLE		
TOTAL ASSETS		\$10,523,204.50
BEGINNING FUND BALANCE	\$10,504,797.47	
REVENUE	18,407.03	
EXPENDITURES		
ENCUMBRANCES		
AS OF July 2017		\$10,523,204.50

**TREDYFFRIN/EASTTOWN SCHOOL DISTRICT
CAPITAL PROJECTS BONDS FUNDS
July, 2017**

CASH	\$4,701,640.08	
INVESTMENTS	4,695,150.51	
DUE FROM/(TO) OTHER FUNDS	(\$169,051.68)	
ACCOUNTS PAYABLE	(\$4,331,204.71)	
TOTAL ASSETS		\$4,896,534.20
BEGINNING FUND BALANCE	\$9,385,709.20	
REVENUE	\$0.00	
EXPENDITURES	(\$157,970.29)	
ENCUMBRANCES	(\$4,331,204.71)	
AS OF July 2017		\$4,896,534.20

TREDYFFRIN EASTTOWN SCHOOL DISTRICT
CHECK REGISTER
FROM 7/1/17 TO 7/31/17

Check Number	Check Date	Vendor Name	Transaction Amount
116263	07/07/2017	AARON SOLUTIONS COMPANY	\$1,012.00
116264	07/07/2017	ABC-CLIO	\$2,335.00
116265	07/07/2017	AG ADMINISTRATORS, INC.	\$28,000.00
116266	07/07/2017	ALL AMERICAN/RIDDELL	\$1,174.53
116267	07/07/2017	AMERICAN LIBRARY ASSOCIATION	\$38.00
116268	07/07/2017	AMMAR QUBAIN & RITA DABEET	\$6,400.00
116269	07/07/2017	AMSTERDAM PRINTING & LITHO CRP	\$547.53
116270	07/07/2017	AQUA PENNSYLVANIA, INC.	\$9,864.63
116271	07/07/2017	ASCD	\$11.33
116272	07/07/2017	AUSTILL'S REHABILITATION SERVICES	\$53,219.25
116273	07/07/2017	BAYUS, STEPHEN	\$825.86
116274	07/07/2017	BEISSWENGER EMILY	\$1,536.00
116275	07/07/2017	BELL, BEVERLY	\$1,232.50
116276	07/07/2017	BERKS CO INTERMEDIATE UNIT #14	\$1,168.50
116277	07/07/2017	BINGHAM, WILLIAM	\$160.13
116278	07/07/2017	BLACKBOARD, INC.	\$13,127.40
116279	07/07/2017	BROOKS, JOHN R	\$194.61
116280	07/07/2017	BROWN HARVEY	\$18.65
116281	07/07/2017	CAMCOR, INC.	\$7,793.72
116282	07/07/2017	CENGAGE LEARNING	\$12,382.75
116283	07/07/2017	CENTENNIAL SCHOOL DISTRICT	\$88.88
116284	07/07/2017	CHESTER COUNTY READING ASSN.	\$125.00
116285	07/07/2017	CHILDREN'S DENTAL CLINIC ASSOC	\$846.00
116286	07/07/2017	CHILDRENS HOSPITAL OF PHILADELPHIA	\$215.36
116287	07/07/2017	CIOCCO, ALICE	\$312.44
116288	07/07/2017	CLEMENS UNIFORM	\$68.32
116289	07/07/2017	COHLE, JENNIFER M.	\$1,668.00
116290	07/07/2017	CONSTRUCTIVE PLAYTHINGS	\$126.45
116291	07/07/2017	COUNTRYREPORTS.ORG	\$102.00
116292	07/07/2017	CQ PRESS	\$3,653.00
116293	07/07/2017	CRITICARE HOME HEALTH & NURSING	\$14,823.75
116294	07/07/2017	CURRICULUM ASSOCIATES INC	\$178.08
116295	07/07/2017	DALEY + JALBOOT ARCHITECTS, INC.	\$57,336.82
116296	07/07/2017	DELL FINANCIAL SERVICES, LLC	\$145,050.51
116297	07/07/2017	DELTA-T GROUP	\$69,354.46
116298	07/07/2017	DIXEY, ROBERT	\$111.97
116299	07/07/2017	DONATINA F MILLER	\$618.75
116300	07/07/2017	DUFF SUPPLY COMPANY	\$1,750.48
116301	07/07/2017	EBSCO PUBLISHING	\$2,763.00
116302	07/07/2017	EDUCATION WEEK	\$74.94
116303	07/07/2017	EDUCATION, INC.	\$585.20
116304	07/07/2017	ELWYN, INC.	\$5,291.22
116305	07/07/2017	EPLUS TECHNOLOGY OF PA, INC	\$167.87
116306	07/07/2017	ESM SOLUTIONS CORPORATION	\$13,204.00
116307	07/07/2017	EXERCISE EQUIP TECHNICIANS INC	\$1,914.00
116308	07/07/2017	FACTS ON FILE	\$7,357.46
116309	07/07/2017	FERRARO FERDINAND	\$107.97
116310	07/07/2017	FLITE	\$81.64
116311	07/07/2017	FOLLETT SCHOOL SOLUTIONS, INC.	\$87.94
116312	07/07/2017	FORECAST5 ANALYTICS	\$13,960.00

TREDYFFRIN EASTTOWN SCHOOL DISTRICT
CHECK REGISTER
FROM 7/1/17 TO 7/31/17

Check Number	Check Date	Vendor Name	Transaction Amount
116313	07/07/2017	GENERAL BINDING CORP	\$438.05
116314	07/07/2017	GEORGE CROTHERS MEMORIAL SCHOOL	\$15,562.00
116315	07/07/2017	GEORGE KRAPF & SONS INC	\$1,107,291.51
116317	07/07/2017	H S L C	\$295.00
116318	07/07/2017	HEINEMANN	\$438.90
116319	07/07/2017	HMH SUPPLEMENTAL	\$80.56
116321	07/07/2017	IRON MOUNTAIN	\$269.00
116322	07/07/2017	J W PEPPER & SON INC	\$488.74
116323	07/07/2017	JOHNSON CONTROLS INC	\$19,017.00
116324	07/07/2017	KENCREST SERVICES	\$3,960.00
116325	07/07/2017	KEVIN & COLLEEN LYNAM	\$4,966.25
116326	07/07/2017	LIEU HA	\$194.61
116327	07/07/2017	M & M LANDSCAPING, LLC	\$13,317.44
116328	07/07/2017	MAA AMERICAN MATH COMPETITIONS	\$626.00
116329	07/07/2017	MASTERPIECE MULTIMEDIA	\$3,976.79
116330	07/07/2017	MATT BELLACE PRESENTATIONS, LLC	\$1,000.00
116331	07/07/2017	MATTHEWS PAOLI FORD	\$86.95
116332	07/07/2017	MCGRAW HILL	\$165.00
116333	07/07/2017	MELMARK INC	\$14,469.00
116334	07/07/2017	MOVIE LICENSING USA	\$533.00
116335	07/07/2017	MYCO MECHANICAL, INC.	\$24,037.92
116336	07/07/2017	NASCO	\$109.12
116337	07/07/2017	NASSP	\$385.00
116338	07/07/2017	NEW YORK TIMES	\$2,808.00
116339	07/07/2017	NICOLA TAMMARO	\$194.61
116340	07/07/2017	NOODLE TOOLS, INC.	\$396.00
116341	07/07/2017	NOVEL ELECTRONIC DESIGNS, INC.	\$345.00
116342	07/07/2017	O'DONNELL DARLENE	\$5,400.00
116343	07/07/2017	OFFICE DEPOT	\$605.76
116344	07/07/2017	ORIENTAL TRADING COMPANY INC	\$248.33
116345	07/07/2017	OVERDRIVE, INC	\$5,500.00
116346	07/07/2017	PA MATHEMATICS LEAGUE	\$90.00
116347	07/07/2017	PALMIERI	\$1,316.64
116348	07/07/2017	PARISI GABRIELLE	\$164.69
116349	07/07/2017	PEARSON EDUCATION	\$2,541.00
116350	07/07/2017	PEDIATRIC THERAPUTIC SERVICES, INC.	\$15,926.16
116351	07/07/2017	PENNA ASSOC OF SCH BUS OFF	\$475.00
116352	07/07/2017	PENNA ASSOC OF SCH BUS OFF	\$740.00
116353	07/07/2017	PENNA SCHOOL BOARDS ASSOC INC	\$12,545.00
116354	07/07/2017	PENNA STATE UNIVERSITY	\$50.00
116355	07/07/2017	PENNSYLVANIA ASSOCIATION OF FEDERAL	\$100.00
116356	07/07/2017	PENNYPACKER STANLEY	\$194.61
116357	07/07/2017	PEPPER, DEBI	\$194.61
116358	07/07/2017	PERKINS JOSEPH	\$165.95
116359	07/07/2017	PHILA MEDIA NETWORK (NEWSPAPER) LLC	\$212.38
116360	07/07/2017	PHOENIXVILLE ATHLETICS	\$150.00
116361	07/07/2017	PIAA DISTRICT ONE	\$700.00
116362	07/07/2017	PLANK ROAD PUBLISHING	\$129.95
116363	07/07/2017	PMEA EXECUTIVE OFFICE	\$544.00
116364	07/07/2017	POPULAR SCIENCE	\$17.97

TREDYFFRIN EASTTOWN SCHOOL DISTRICT
CHECK REGISTER
FROM 7/1/17 TO 7/31/17

Check Number	Check Date	Vendor Name	Transaction Amount
116365	07/07/2017	PROQUEST INFORMATION AND LEARNING	\$8,425.00
116366	07/07/2017	PROSHRED SECURITY	\$110.00
116367	07/07/2017	PYRAMID SCHOOL PRODUCTS	\$146.00
116368	07/07/2017	ROBOT EVENTS	\$350.00
116369	07/07/2017	ROCHESTER 100 INC.	\$281.25
116370	07/07/2017	ROGERS MECHANICAL COMPANY	\$1,755.00
116371	07/07/2017	ROTHWELL DOCUMENTS SOLUTIONS INC	\$912.50
116372	07/07/2017	S D I C	\$138,512.00
116373	07/07/2017	SAUL, EWING, REMICK & SAUL	\$599.86
116374	07/07/2017	SCHOLASTIC CLASSROOM MAGAZINES	\$5,677.91
116316	07/07/2017	SCHOLASTIC LIBRARY PUBLISHING	\$765.00
116375	07/07/2017	SCHOOLDUDE.COM	\$5,800.73
116376	07/07/2017	SHARICK, EDWARD	\$1,440.00
116377	07/07/2017	SHELBI LINDROS	\$6,952.50
116378	07/07/2017	SHORT, RICHARD	\$1,440.00
116379	07/07/2017	SIMPLEX GRINNELL	\$19,292.98
116380	07/07/2017	SMONDROWSKI MATTHEW	\$42.21
116381	07/07/2017	STANDARD STATIONERY SUPPLY CO	\$74.22
116382	07/07/2017	STERICYCLE, INC	\$199.50
116383	07/07/2017	THE CERAMIC SHOP	\$610.50
116384	07/07/2017	THE HARDWARE CENTER INC	\$40.34
116385	07/07/2017	THE SHERWIN-WILLIAMS COMPANY	\$1,327.06
116386	07/07/2017	TIMOTHY SCHOOL	\$6,061.11
116387	07/07/2017	TRUMARK FINANCIAL CREDIT UNION	\$3,267.00
116320	07/07/2017	TURNITIN, LLC	\$8,686.55
116388	07/07/2017	U S FOODSERVICE INC	\$2,259.03
116389	07/07/2017	VITAL IMAGERY LTD	\$400.00
116390	07/07/2017	WILSON METZ	\$1,325.00
116391	07/07/2017	WINTERS, TERESA D	\$194.61
116392	07/07/2017	WVBC CONDOMINIUM ASSN., INC.	\$5,260.19
116393	07/07/2017	WYATT ELEVATOR COMPANY	\$6,970.00
116394	07/14/2017	AARON SOLUTIONS COMPANY	\$11,712.50
116395	07/14/2017	ABINGTON SCHOOL DISTRICT	\$12,000.00
116396	07/14/2017	ALL AMERICAN/RIDDELL	\$12,208.91
116397	07/14/2017	ALVAH M SQUIBB CO INC	\$130.63
116398	07/14/2017	ANDREA LYON	\$522.50
116400	07/14/2017	ANTOINETTE DRILL	\$585.00
116401	07/14/2017	APPERSON	\$2,340.45
116402	07/14/2017	B & H PHOTO VIDEO INC	\$572.79
116403	07/14/2017	BARNES & NOBLE BOOKSTORES INC	\$4,182.11
116404	07/14/2017	BARRONS EDUCATIONAL SERIES	\$721.31
116405	07/14/2017	BAYUS, STEPHEN	\$1,758.28
116406	07/14/2017	BENEFIT ALLOCATION SYSTEMS INC	\$2,126.63
116407	07/14/2017	BLICK ART MATERIALS LLC	\$752.58
116408	07/14/2017	BOYLE, PATRICK T.	\$297.25
116409	07/14/2017	BSN SPORTS	\$809.84
116410	07/14/2017	CAMCOR, INC.	\$148.40
116411	07/14/2017	CAPSTONE CLASSROOM	\$2,503.60
116412	07/14/2017	CAROLINA BIOLOGICAL SUPPLY CO	\$1,349.14
116413	07/14/2017	CARSON-DELLOSA PUB LLC	\$175.84

TREDYFFRIN EASTTOWN SCHOOL DISTRICT
CHECK REGISTER
FROM 7/1/17 TO 7/31/17

Check Number	Check Date	Vendor Name	Transaction Amount
116414	07/14/2017	CDW COMPUTERS CENTERS INC	\$102.05
116415	07/14/2017	CHAMOVITZ, MR. & MRS. RICHARD L.	\$5,500.00
116416	07/14/2017	CHERRYMAN INDUSTRIES, INC.	\$843.11
116417	07/14/2017	CHESTER COUNTY TAX CLAIM BUREAU	\$2,023.99
116418	07/14/2017	CLEMENS UNIFORM	\$68.32
116419	07/14/2017	COLONIAL ELECTRIC SUPPLY CO IN	\$410.43
116420	07/14/2017	COMMITTEE FOR CHILDREN	\$439.00
116421	07/14/2017	COMMUNITY INTEGRATED SERVICES	\$1,268.25
116422	07/14/2017	CORWIN PRESS INC	\$147.70
116423	07/14/2017	CRITICARE HOME HEALTH & NURSING	\$5,912.50
116424	07/14/2017	CURRICULUM ASSOCIATES INC	\$204.79
116425	07/14/2017	D & H DISTRIBUTING COMPANY	\$523.76
116426	07/14/2017	DAILY LOCAL NEWS	\$772.10
116427	07/14/2017	DANA DIENNO	\$33.00
116428	07/14/2017	DECKMAN ELECTRIC INC	\$575.00
116429	07/14/2017	DELL FINANCIAL SERVICES, LLC	\$116,152.96
116430	07/14/2017	DELTA DENTAL	\$47,158.48
116431	07/14/2017	DR DENISE COOPER	\$39,413.00
116432	07/14/2017	DR. HOLLY HEDRICK	\$70.00
116433	07/14/2017	DR. JESSY SANDOVAL-BARRETT	\$12,707.00
116434	07/14/2017	DREAMBOX LEARNING, INC	\$2,706.60
116435	07/14/2017	DRS JOHN STEERS & MARGARET O'BRIEN	\$21,141.94
116436	07/14/2017	DUNLEAVY, CHRISTINE	\$194.32
116437	07/14/2017	EASTTOWN TOWNSHIP	\$7.00
116438	07/14/2017	ELLEN SMITH	\$6,627.50
116439	07/14/2017	EPLUS TECHNOLOGY OF PA, INC	\$624.00
116440	07/14/2017	EPS/SCHOOL SPECIALTY LITERACY & INT	\$132.00
116441	07/14/2017	EXPANDING EXPRESSION	\$274.00
116442	07/14/2017	FLINN SCIENTIFIC INC	\$3,613.02
116443	07/14/2017	FRANKLIN CLEANING EQUIP. & SUPPLY	\$4,147.50
116444	07/14/2017	FRONTLINE TECHNOLOGIES	\$3,197.25
116445	07/14/2017	FSI INDUSTRIES	\$378.51
116446	07/14/2017	GEORGE KRAPP & SONS INC	\$116,748.82
116447	07/14/2017	GOPHER SPORT	\$397.53
116448	07/14/2017	HEALTH MATS CO	\$28.83
116449	07/14/2017	HILLYARD - DELAWARE VALLEY	\$6,271.10
116450	07/14/2017	HMH SUPPLEMENTAL	\$33,822.25
116451	07/14/2017	INDCO INC	\$576.69
116452	07/14/2017	INSECT LORE PRODUCTS	\$416.43
116453	07/14/2017	J W PEPPER & SON INC	\$183.98
116454	07/14/2017	JAMES FLATT	\$90.25
116455	07/14/2017	KAPLAN EARLY LEARNING COMPANY	\$703.98
116456	07/14/2017	KEYS TEST PREP SERVICES, LLC	\$1,057.88
116457	07/14/2017	KURTZ BROS	\$1,425.65
116458	07/14/2017	LAKESHORE LEARNING MATERIALS	\$3,680.99
116459	07/14/2017	LONGSTRETH SPORTING GOODS	\$822.85
116460	07/14/2017	MACK SERVICE GROUP	\$2,328.58
116461	07/14/2017	MAGEE, CATHERINE	\$100.00
116462	07/14/2017	MAIN LINE MEDIA NEWS	\$1,197.80
116463	07/14/2017	MAIN LINE REHABILITATION ASSOCIATES	\$2,840.00

TREDYFFRIN EASTTOWN SCHOOL DISTRICT
CHECK REGISTER
FROM 7/1/17 TO 7/31/17

Check Number	Check Date	Vendor Name	Transaction Amount
116464	07/14/2017	MARK PETERSON	\$41.50
116465	07/14/2017	MCDUGAL LITTELL & COMPANY	\$6,177.00
116466	07/14/2017	MEDCO SUPPLY CO	\$5,553.78
116467	07/14/2017	METUCHEN CENTER, INC.	\$149.70
116468	07/14/2017	MICAH BERTIN	\$59.00
116469	07/14/2017	MIDWEST TECHNOLOGY PRODS & SER	\$106.88
116470	07/14/2017	MONARCH TEACHING TECHNOLOGY, INC	\$3,000.00
116471	07/14/2017	MR & MRS GARY BROOKS	\$40,170.00
116472	07/14/2017	MR & MRS THOMAS CUSTER	\$6,240.00
116473	07/14/2017	MR AND MRS FRANK MC NAMARA	\$8,190.00
116474	07/14/2017	MR AND MRS MICHAEL BAUMGARDNER	\$29,691.68
116475	07/14/2017	MR EL KASSMI & MS. JANE RAWLINGS	\$2,940.00
116476	07/14/2017	MR. AND MRS. HENRY BULLITT	\$16,000.00
116477	07/14/2017	MR. AND MRS. MARK BROSSO	\$1,095.00
116478	07/14/2017	MS. KIM RICHARDSON	\$5,500.00
116479	07/14/2017	MURPHY, FRANCIS X JR	\$664.74
116480	07/14/2017	NASCO	\$569.67
116481	07/14/2017	OFFICE DEPOT	\$2,117.03
116482	07/14/2017	ORIENTAL TRADING COMPANY INC	\$147.45
116483	07/14/2017	ORKIN PEST CONTROL	\$589.74
116484	07/14/2017	PAC INDUSTRIES INC	\$12,103.91
116485	07/14/2017	PALOS SPORTS INC	\$78.81
116399	07/14/2017	PAVLOFF, ANGELA	\$32.99
116486	07/14/2017	PAXTON PATTERSON, LLC	\$102.76
116487	07/14/2017	PEARSON EDUCATION	\$23,398.99
116488	07/14/2017	PECO ENERGY COMPANY	\$50,296.67
116489	07/14/2017	PENNA ASSOC OF SCH BUS OFF	\$230.00
116490	07/14/2017	PERSONAL HEALTH CARE INC	\$3,707.12
116491	07/14/2017	PITSCO INC	\$358.45
116492	07/14/2017	PLANK ROAD PUBLISHING	\$132.45
116493	07/14/2017	PLAY THERAPY SUPPLY	\$206.31
116494	07/14/2017	PMEA EXECUTIVE OFFICE	\$408.00
116495	07/14/2017	POTTSTOWN SEWING CENTER	\$839.64
116496	07/14/2017	PROASYS	\$1,925.00
116497	07/14/2017	PROFESSIONAL DUPLICATING, INC.	\$1,539.31
116498	07/14/2017	PROSHRED SECURITY	\$1,235.00
116499	07/14/2017	PYRAMID SCHOOL PRODUCTS	\$4,317.94
116500	07/14/2017	QUILL CORPORATION	\$1,252.56
116501	07/14/2017	REALLY GOOD STUFF INC	\$2,759.59
116502	07/14/2017	RICOH USA INC	\$921.30
116503	07/14/2017	RICOH USA, INC	\$54.00
116504	07/14/2017	S D I C	\$2,828.15
116505	07/14/2017	SAFETY SOLUTIONS INC	\$56.60
116506	07/14/2017	SCHOLASTIC CLASSROOM MAGAZINES	\$115.50
116507	07/14/2017	SCHOOL HEALTH CORP	\$1,002.54
116508	07/14/2017	SCHOOL OUTFITTERS	\$1,288.43
116510	07/14/2017	SCHOOL SPECIALTY, INC.	\$300.03
116509	07/14/2017	SCHOOL SPECIALTY, INC.	\$1,048.35
116511	07/14/2017	SHRM	\$199.00
116512	07/14/2017	SKY PANELS	\$134.86

TREDYFFRIN EASTTOWN SCHOOL DISTRICT
CHECK REGISTER
FROM 7/1/17 TO 7/31/17

Check Number	Check Date	Vendor Name	Transaction Amount
116513	07/14/2017	SNA	\$146.25
116514	07/14/2017	SPOK, INC.	\$22.83
116515	07/14/2017	SPORTSMANS	\$1,856.00
116516	07/14/2017	STANDARD STATIONERY SUPPLY CO	\$69.80
116517	07/14/2017	SUNTEX INTERNATIONAL, INC.	\$42.85
116518	07/14/2017	T.E.E.A.-P.A.C.E.	\$423.00
116519	07/14/2017	TEACHER DIRECT	\$233.51
116520	07/14/2017	TERRAPIN	\$130.95
116521	07/14/2017	TEXTBOOK WAREHOUSE	\$4,125.00
116522	07/14/2017	THAT FISH PLACE	\$343.05
116523	07/14/2017	THE KINNEY CENTER	\$390.00
116524	07/14/2017	THE LORENZ CORPORATION	\$99.95
116525	07/14/2017	THE SHERWIN-WILLIAMS COMPANY	\$225.10
116526	07/14/2017	THERAPY SHOPPE INC	\$1,346.22
116527	07/14/2017	TOUCH POINT CUSTOMER COMMUNICATIONS	\$2,480.68
116528	07/14/2017	TREDYFFRIN TOWNSHIP	\$343.09
116529	07/14/2017	TREND ENTERPRISES INC	\$67.65
116530	07/14/2017	TRIARCO ARTS & CRAFTS, LLC	\$283.65
116531	07/14/2017	TRI-M	\$109,600.00
116532	07/14/2017	TRIUMPH LEARNING	\$207.33
116533	07/14/2017	UNITED REFRIGERATION INC	\$150.23
116534	07/14/2017	UNITED STATES TREASURY	\$2,634.38
116535	07/14/2017	UNUM LIFE INSURANCE CO OF	\$1,586.60
116536	07/14/2017	VALERIY PRYSHCHENKO & MOIRA MCHUGH	\$41,713.00
116537	07/14/2017	VALLEY FORGE SECURITY CENTER	\$72.39
116538	07/14/2017	VECTOR SECURITY	\$9,580.80
116539	07/14/2017	VECTOR SECURITY	\$9,800.79
116540	07/14/2017	WABASH INSTRUMENT CORPORATION	\$64.00
116541	07/14/2017	WASTE MANAGEMENT OF PENNA	\$7,781.78
116542	07/14/2017	WESLEY SPECTRUM SERVICES	\$0.00
116543	07/14/2017	WEST HEALTH ADVOCATE SOLUTIONS INC	\$2,467.50
116544	07/14/2017	WEST INTERACTIVE SERVICES CORP	\$2,592.81
116545	07/14/2017	WILLIAM H SADLER INC	\$816.02
116546	07/14/2017	WILLIS OF PENNSYLVANIA, INC.	\$1,000.00
116547	07/14/2017	WINDSTREAM HOLDINGS, INC.	\$2,019.04
116548	07/14/2017	WM LAMPTRACKER, INC	\$109.00
116549	07/14/2017	WORLD BOOK INC	\$545.00
116557	07/21/2017	A.N. LYNCH CO., INC.	\$9,243.00
116558	07/21/2017	ACADEMIC THERAPY PUBLICATIONS	\$132.00
116559	07/21/2017	ADAMS, ELISABETH	\$281.81
116560	07/21/2017	ALL AMERICAN/RIDDELL	\$1,944.00
116561	07/21/2017	ANDREA LYON	\$550.00
116562	07/21/2017	ANGELO'S CLEANING INC	\$2,886.62
116563	07/21/2017	ANTOINETTE DRILL	\$630.00
116564	07/21/2017	ARBOR SCIENTIFIC	\$634.34
116565	07/21/2017	ASCD	\$89.24
116566	07/21/2017	B & H PHOTO VIDEO INC	\$1,077.29
116567	07/21/2017	BAIRD & RUDOLPH TIRE CO INC	\$483.90
116568	07/21/2017	BARNES & NOBLE BOOKSTORES INC	\$327.46
116569	07/21/2017	BECKER'S SCHOOL SUPPLIES	\$1,623.74

TREDYFFRIN EASTTOWN SCHOOL DISTRICT
CHECK REGISTER
FROM 7/1/17 TO 7/31/17

Check Number	Check Date	Vendor Name	Transaction Amount
116570	07/21/2017	BENCHMARK EDUCATION CO.	\$347.60
116550	07/21/2017	BENEFIT ALLOCATION SYSTEMS	\$746.30
116554	07/21/2017	BENEFIT ALLOCATION SYSTEMS	\$275.01
116571	07/21/2017	BERWYN GLASS CO	\$1,424.78
116572	07/21/2017	BIO-RAD LABORATORIES	\$21.73
116573	07/21/2017	BLICK ART MATERIALS LLC	\$757.38
116574	07/21/2017	BOLTZ MELISSA	\$852.67
116575	07/21/2017	BSN SPORTS	\$1,302.53
116576	07/21/2017	CALLOWAY HOUSE INC	\$125.65
116577	07/21/2017	CAMPHILL SPECIAL SCHOOLS, INC	\$8,743.88
116578	07/21/2017	CAROLINA BIOLOGICAL SUPPLY CO	\$34.02
116579	07/21/2017	CENGAGE LEARNING	\$1,926.38
116580	07/21/2017	CHESCONET	\$8,500.00
116581	07/21/2017	CITIZENS CRIME COMMISSION	\$1,500.00
116582	07/21/2017	CJ COMPLETE CLEANING SERVICE, LLC	\$14,775.01
116583	07/21/2017	CLEMENS UNIFORM	\$146.32
116584	07/21/2017	CM REGENT, LLC	\$31,704.99
116585	07/21/2017	COLONIAL ELECTRIC SUPPLY CO IN	\$2,953.03
116586	07/21/2017	COMCAST CABLE	\$153.81
116587	07/21/2017	CONESTOGA HIGH SCHOOL	\$47,709.00
116588	07/21/2017	CRITICARE HOME HEALTH & NURSING	\$191.25
116589	07/21/2017	CROWN TROPHY	\$8,029.50
116590	07/21/2017	DEMCO INC	\$453.05
116591	07/21/2017	DK OUTLET	\$67.68
116592	07/21/2017	DR. HOLLY HEDRICK	\$75.00
116593	07/21/2017	DRS JOHN STEERS & MARGARET O'BRIEN	\$2,675.32
116594	07/21/2017	EDUCATIONAL INNOVATIONS INC	\$79.65
116595	07/21/2017	ELITE CULTURE ED	\$311.62
116596	07/21/2017	EMC PUBLISHING LLC	\$5,947.52
116597	07/21/2017	EPIC DEVELOPMENT SERVICES	\$19,501.50
116598	07/21/2017	EPS/SCHOOL SPECIALTY LITERACY & INT	\$303.60
116599	07/21/2017	FISHER & SON COMPANY INC	\$661.00
116600	07/21/2017	FLAGHOUSE INC	\$90.60
116555	07/21/2017	FLITE	\$76.64
116601	07/21/2017	FOLLETT SCHOOL SOLUTIONS, INC.	\$5,612.14
116602	07/21/2017	FRANKLIN CLEANING EQUIP. & SUPPLY	\$3,778.74
116603	07/21/2017	GE MONEY BANK/AMAZON	\$346.08
116604	07/21/2017	GENERAL BINDING CORP	\$747.38
116605	07/21/2017	GERHARDT, ALLEGRA	\$31.80
116606	07/21/2017	GOPHER SPORT	\$2,301.80
116607	07/21/2017	GREEN VALLEY ACADEMY	\$8,200.00
116608	07/21/2017	HAYDEN-MCNEIL PUBLISHING	\$2,551.88
116609	07/21/2017	HEINEMANN	\$209.00
116610	07/21/2017	HESSE, CASSANDRA	\$1,124.58
116611	07/21/2017	HILLYARD - DELAWARE VALLEY	\$631.28
116612	07/21/2017	HMH SUPPLEMENTAL	\$5,920.75
116613	07/21/2017	HUMBERT, MARY BETH C	\$503.69
116614	07/21/2017	HYATT CYNTHIA CROTHERS	\$332.13
116615	07/21/2017	IRON MOUNTAIN	\$300.15
116616	07/21/2017	J W PEPPER & SON INC	\$1,242.98

TREDYFFRIN EASTTOWN SCHOOL DISTRICT
CHECK REGISTER
FROM 7/1/17 TO 7/31/17

Check Number	Check Date	Vendor Name	Transaction Amount
116617	07/21/2017	JANDA, ANGELA	\$56.68
116618	07/21/2017	JOHNSTON, MATTHEW & CELIA	\$28,471.10
116619	07/21/2017	KEYSTONE PROTECTION INDUSTRIES	\$392.00
116620	07/21/2017	KOENIG, JOHN	\$2,573.97
116621	07/21/2017	KURTZ BROS	\$955.99
116622	07/21/2017	LAKESHORE LEARNING MATERIALS	\$1,874.19
116623	07/21/2017	LAKESIDE EDUCATIONAL NETWORK	\$1,795.50
116624	07/21/2017	LEGO EDUCATION	\$12,338.64
116625	07/21/2017	LIBRARY STORE INC	\$447.48
116626	07/21/2017	MANAGEMENT INTERNATIONAL, ENGINEERS	\$3,000.00
116627	07/21/2017	MARY JEANNE ROBINSON	\$41,500.00
116628	07/21/2017	MATTHEWS PAOLI FORD	\$701.03
116629	07/21/2017	MCGRAW-HILL SCHOOL EDU HOLDINGS LLC	\$1,615.37
116630	07/21/2017	METUCHEN CENTER, INC.	\$203.00
116631	07/21/2017	MIDWEST TECHNOLOGY PRODS & SER	\$1,583.47
116632	07/21/2017	MJF ELECTRICAL CONTRACTING, INC.	\$9,630.00
116633	07/21/2017	MR. AND MRS. AYOUB BENRAHOU	\$32,900.00
116634	07/21/2017	MR. AND MRS. THEODORE KARAS	\$35,015.00
116635	07/21/2017	MS. M. WATSON AND MR. K. WATSON	\$3,590.00
116636	07/21/2017	MUSIC & ARTS CENTER	\$401.55
116637	07/21/2017	MUSIC IN MOTION	\$575.01
116638	07/21/2017	NASCO	\$1,878.94
116639	07/21/2017	NATIONAL ART & SCHOOL SUPPLIES	\$3,210.09
116640	07/21/2017	OFFICE BASICS INC	\$2,763.41
116641	07/21/2017	OFFICE DEPOT	\$14,877.63
116642	07/21/2017	PALOS SPORTS INC	\$400.40
116643	07/21/2017	PARKER TODD	\$36.49
116644	07/21/2017	PASCO SCIENTIFIC	\$1,304.00
116645	07/21/2017	PASTER TRAINING INC	\$182.00
116646	07/21/2017	PEARSON A4L	\$419.76
116647	07/21/2017	PECO ENERGY COMPANY	\$2,547.71
116648	07/21/2017	PENNA INTERSCHOLASTIC ATHLETIC	\$250.00
116649	07/21/2017	PREMIER SCHOOL AGENDAS	\$723.00
116650	07/21/2017	PYRAMID SCHOOL PRODUCTS	\$9,053.61
116651	07/21/2017	QUILL CORPORATION	\$16.40
116652	07/21/2017	RANTZ, KIMBERLY	\$85.85
116653	07/21/2017	RICOH USA INC	\$22,580.25
116654	07/21/2017	ROGERS MECHANICAL COMPANY	\$26,455.50
116655	07/21/2017	S & S WORLDWIDE GAMES INC	\$210.07
116656	07/21/2017	SCHOLASTIC CLASSROOM MAGAZINES	\$3,369.94
116657	07/21/2017	SCHOOL HEALTH CORP	\$456.02
116658	07/21/2017	SCHOOL NURSE SUPPLY	\$100.96
116659	07/21/2017	SCHOOL SPECIALTY, INC.	\$2,714.13
116660	07/21/2017	SCHOOL SPECIALTY, INC.	\$612.18
116661	07/21/2017	SHELBI LINDROS	\$3,532.50
116662	07/21/2017	SIMPLEX GRINNELL	\$1,011.67
116663	07/21/2017	SITEIMPROVE, INC.	\$10,593.00
116664	07/21/2017	SITEONE LANDSCAPE SUPPLY, LLC	\$971.60
116665	07/21/2017	SMITH BENJAMIN	\$625.32
116666	07/21/2017	SPORTSMANS	\$4,574.65

TREDYFFRIN EASTTOWN SCHOOL DISTRICT
CHECK REGISTER
FROM 7/1/17 TO 7/31/17

Check Number	Check Date	Vendor Name	Transaction Amount
116667	07/21/2017	SUNLIFE ASSURANCE CO OF CANADA	\$2,286.76
116668	07/21/2017	SUPER DUPER PUBLICATIONS	\$189.76
116669	07/21/2017	T/E SCHOOL DISTRICT	\$748.45
116670	07/21/2017	THE CENTER ON CENTRAL	\$3,000.00
116671	07/21/2017	THE HAPPY CHEF, INC.	\$176.55
116672	07/21/2017	THE SHERWIN-WILLIAMS COMPANY	\$987.86
116673	07/21/2017	TOUCHBOARDS	\$380.81
116674	07/21/2017	TRIARCO ARTS & CRAFTS, LLC	\$330.45
116675	07/21/2017	TRIPLE CROWN SPORTS	\$220.00
116676	07/21/2017	TRIUMPH LEARNING	\$252.13
116556	07/21/2017	TRUMARK FINANCIAL CREDIT UNION	\$3,192.00
116677	07/21/2017	UNI-KEM	\$261.65
116678	07/21/2017	VECTOR SECURITY	\$120.00
116679	07/21/2017	VERNIER SOFTWARE	\$942.76
116681	07/21/2017	W W GRAINGER'S INC	\$35.06
116680	07/21/2017	W W GRAINGER'S INC	\$416.71
116682	07/21/2017	WASTE MANAGEMENT OF PENNA	\$761.11
116683	07/21/2017	WELLS FARGO HOME MORTGAGE	\$1,527.20
116684	07/21/2017	WENGER CORP	\$3,852.00
116685	07/21/2017	WESLEY SPECTRUM SERVICES	\$5,750.00
116686	07/21/2017	WILLIAM H SADLIER INC	\$106.69
116687	07/21/2017	WILSON LANGUAGE TRAINING CORP.	\$178.20
116688	07/21/2017	WINDSTREAM HOLDINGS, INC.	\$1,213.26
116689	07/21/2017	WISLER PEARLSTINE TALONE CRAIG	\$79,556.20
116690	07/21/2017	WOLFE JANET	\$1,066.91
116691	07/21/2017	WORLD BOOK INC	\$545.00
116692	07/21/2017	WVBC CONDOMINIUM ASSN., INC.	\$5,260.19
116693	07/28/2017	AARON SOLUTIONS COMPANY	\$1,289.00
116694	07/28/2017	ADAFRUIT INDUSTRIES, LLC	\$288.10
116695	07/28/2017	ALL AMERICAN/RIDDELL	\$4,468.99
116696	07/28/2017	ALLIED ELECTRONICS, INC.	\$1,663.99
116697	07/28/2017	ALUMINUM ATHLETIC EQUIP CO	\$264.00
116698	07/28/2017	ANIXTER INC	\$7,795.60
116699	07/28/2017	APPLE INC	\$11,699.00
116700	07/28/2017	ASCD	\$1,460.00
116701	07/28/2017	B & H PHOTO VIDEO INC	\$611.67
116702	07/28/2017	BARKMAN KEVIN	\$194.61
116703	07/28/2017	BARNES & NOBLE BOOKSTORES INC	\$1,328.90
116704	07/28/2017	BAYUS, STEPHEN	\$2,185.52
116705	07/28/2017	BIO-RAD LABORATORIES	\$397.10
116706	07/28/2017	BLICK ART MATERIALS LLC	\$707.13
116707	07/28/2017	BROWN, GERTRUDE	\$194.61
116708	07/28/2017	BSN SPORTS	\$6,007.25
116709	07/28/2017	CAMCOR, INC.	\$2,362.98
116710	07/28/2017	CAROLINA BIOLOGICAL SUPPLY CO	\$1,718.03
116711	07/28/2017	CENTENNIAL SCHOOL DISTRICT	\$10.35
116712	07/28/2017	CENTRAL ATHLETIC LEAGUE	\$3,500.00
116713	07/28/2017	COLBERT FORTUNATA V	\$194.61
116714	07/28/2017	DALEY + JALBOOT ARCHITECTS, INC.	\$25,231.55
116715	07/28/2017	DEANGELIS ANTHONY	\$194.61


TREDYFFRIN EASTTOWN SCHOOL DISTRICT
CHECK REGISTER
FROM 7/1/17 TO 7/31/17

Check Number	Check Date	Vendor Name	Transaction Amount
116716	07/28/2017	DEMCO INC	\$2,158.96
116717	07/28/2017	DISCOUNT SCHOOL SUPPLY	\$327.66
116718	07/28/2017	DIVERSIFIED REFRIGERATION, INC.	\$225.00
116719	07/28/2017	DUFF SUPPLY COMPANY	\$4,370.20
116720	07/28/2017	EBSCO PUBLISHING	\$1,397.77
116721	07/28/2017	EPLUS TECHNOLOGY OF PA, INC	\$526.13
116722	07/28/2017	FOLLETT SCHOOL SOLUTIONS, INC.	\$18,586.76
116723	07/28/2017	FOX ROTHCHILD, LLP	\$4,152.00
116724	07/28/2017	FRANKLIN CLEANING EQUIP. & SUPPLY	\$3,001.02
116725	07/28/2017	FREY SCIENTIFIC COMPANY	\$139.04
116726	07/28/2017	GADSEN DEANDRE	\$194.61
116727	07/28/2017	GE MONEY BANK/AMAZON	\$572.78
116728	07/28/2017	GEORGE KRAPP & SONS INC	\$270,728.82
116729	07/28/2017	GLOBAL EQUIPMENT CO	\$320.60
116730	07/28/2017	HEALTH MATS CO	\$28.83
116731	07/28/2017	HOME DEPOT	\$3,141.58
116732	07/28/2017	HORCHAK, GENE C JR.	\$194.61
116733	07/28/2017	IDESIGN SOLUTIONS, INC.	\$2,791.85
116734	07/28/2017	INTERSTATE MAINTENANCE CORP	\$9,705.65
116735	07/28/2017	JOHNSON CONTROLS INC	\$19,897.00
116736	07/28/2017	JOHNSTONE SUPPLY OF DOWNINGTOWN	\$102.69
116737	07/28/2017	JUNIOR LIBRARY GUILD	\$939.38
116738	07/28/2017	KURTZ BROS	\$295.29
116739	07/28/2017	LINCOLN LIBRARY PRESS	\$594.00
116740	07/28/2017	LINDENMEYR MUNROE	\$516.00
116741	07/28/2017	M & C ASSOCIATES	\$750.00
116742	07/28/2017	MAILFINANCE	\$357.78
116743	07/28/2017	MCGRAW-HILL SCHOOL EDU HOLDINGS LLC	\$6,307.05
116744	07/28/2017	MCKISSICK GENNALE	\$175.22
116745	07/28/2017	METCO SUPPLY INC	\$152.83
116746	07/28/2017	MR. AND MRS. FRANCK KISER	\$30,000.00
116747	07/28/2017	MUSIC & ARTS CENTER	\$818.00
116748	07/28/2017	NASCO	\$1,496.52
116749	07/28/2017	NATIONAL ART & SCHOOL SUPPLIES	\$337.11
116750	07/28/2017	OFFICE BASICS INC	\$37,260.00
116751	07/28/2017	OFFICE DEPOT	\$13,726.85
116752	07/28/2017	ORIENTAL TRADING COMPANY INC	\$0.00
116753	07/28/2017	PALOS SPORTS INC	\$263.93
116754	07/28/2017	PARKER, KATIE	\$217.64
116755	07/28/2017	PAXTON PATTERSON, LLC	\$446.28
116756	07/28/2017	PEARSON EDUCATION	\$25,479.27
116757	07/28/2017	PECO ENERGY COMPANY	\$38,657.73
116758	07/28/2017	PENNA ASSOC OF SCH BUS OFF	\$20.00
116759	07/28/2017	PITNEY BOWES SUPPLY LINE	\$118.99
116760	07/28/2017	PITSCO INC	\$664.98
116761	07/28/2017	PYRAMID SCHOOL PRODUCTS	\$79.20
116762	07/28/2017	REALLY GOOD STUFF INC	\$1,110.17
116763	07/28/2017	RESOURCES FOR EDUCATORS	\$738.00
116764	07/28/2017	RICOH USA INC	\$1,763.01
116765	07/28/2017	RIVES, ALEXANDER	\$996.00

TREDYFFRIN EASTTOWN SCHOOL DISTRICT
CHECK REGISTER
FROM 7/1/17 TO 7/31/17

Check Number	Check Date	Vendor Name	Transaction Amount
116766	07/28/2017	S & S WORLDWIDE GAMES INC	\$386.63
116767	07/28/2017	S D I C	\$221,619.00
116768	07/28/2017	SAUL, EWING, REMICK & SAUL	\$2,843.00
116769	07/28/2017	SCHOLASTIC CLASSROOM MAGAZINES	\$47.45
116770	07/28/2017	SCHOOL HEALTH CORP	\$1,945.33
116771	07/28/2017	SCHOOL SPECIALTY, INC.	\$363.69
116772	07/28/2017	SCHOOL SPECIALTY, INC.	\$666.05
116773	07/28/2017	SETON IDENTIFICATION PRODUCTS	\$1,998.75
116774	07/28/2017	SNYDER ROBERT	\$194.61
116775	07/28/2017	SPORTSMANS	\$2,102.40
116776	07/28/2017	STAFFING PLUS INC	\$545.75
116777	07/28/2017	STAGES LEARNING MATERIALS	\$849.00
116778	07/28/2017	STANDARD STATIONERY SUPPLY CO	\$154.40
116779	07/28/2017	STEED AMBER	\$194.61
116780	07/28/2017	STOKES MARCUS	\$124.95
116781	07/28/2017	STUDIES WEEKLY, INC.	\$573.75
116782	07/28/2017	TAGUE LUMBER	\$314.98
116783	07/28/2017	THE HARDWARE CENTER INC	\$70.72
116784	07/28/2017	THE SHERWIN-WILLIAMS COMPANY	\$2,733.40
116785	07/28/2017	TIME FOR KIDS	\$3,145.45
116786	07/28/2017	TRI-M	\$27,824.22
116787	07/28/2017	TRIPLE CROWN SPORTS	\$11,107.00
116788	07/28/2017	TRIUMPH LEARNING	\$783.44
116789	07/28/2017	UNITED REFRIGERATION INC	\$1,141.33
116790	07/28/2017	VALLEY FORGE MILITARY ACADEMY	\$25,000.00
116791	07/28/2017	VALLEY FORGE SECURITY CENTER	\$106.92
116792	07/28/2017	VECTOR SECURITY	\$341.25
116793	07/28/2017	VERIZON WIRELESS	\$5,826.88
116794	07/28/2017	WARD'S SCIENCE	\$48.11
116795	07/28/2017	WASTE MANAGEMENT OF PENNA	\$4,732.97
116796	07/28/2017	WAYNESBOROUGH COUNTRY CLUB	\$1,760.00
116797	07/28/2017	WILLIS OF PENNSYLVANIA, INC.	\$415,572.00
116798	07/28/2017	WINDSTREAM HOLDINGS, INC.	\$498.25
116799	07/28/2017	WRIGHT DARREN	\$194.61
SUBTOTAL			\$4,869,077.44
Wire	07/31/2017	ACME	\$634.77
Wire	07/31/2017	Reschini	\$542,778.00
Wire	07/31/2017	Reschini	\$762.50
Wire	07/31/2017	Reschini	\$198,305.06
Wire	07/31/2017	Reschini	\$60,916.46
Wire	07/31/2017	Reschini	\$132,643.23
Wire	07/31/2017	Reschini	\$151,703.71
Wire	07/31/2017	Reschini	\$170,861.87
TOTAL			\$6,127,683.04

I CERTIFY THAT I HAVE REVIEWED ALL PAYMENTS AS PRESENTED ON THIS REPORT.

 9/13/17

 Arthur McDonnell, Business Manager Date

**TREDYFFRIN/EASTTOWN SCHOOL DISTRICT
TRUST FUND
July, 2017**

BEGINNING FUND BALANCE	\$39,506.70
DEPOSITS	28.56
DISBURSEMENTS	<hr/>
ENDING BALANCE	\$39,535.26

TREDYFFRIN/EASTTOWN SCHOOL DISTRICT
TREASURER'S REPORT
August 2017

SCHEDULES

- A. FUND BALANCE
- B. INVESTMENTS
- C. REVENUES SUMMARY
- D. REVENUES
- E. APPROPRIATIONS SUMMARY
- F. APPROPRIATIONS
- G. BUDGET TRANSFERS
- H. STUDENT ACTIVITY FUNDS
- I. CAPITAL PROJECTS FUND
- J. CAPITAL PROJECTS BONDS FUND
- K. CAFETERIA FUND
- L. CHECK REGISTER
- M. TRUST FUND

**TREDYFFRIN/EASTTOWN SCHOOL DISTRICT
INCOME REPORT
AUGUST
2017 - 2018**

		A	B	C = B - A	D = C / A	E	F	G = F - E	H = G / E
		Budget	Year-To-Date	Budget	% of	Budget	Year-To-Date	Budget	% of
		2017-2018	Income	Variance	Variance	2016-2017	Income	Variance	Variance
Local Income:									
6111	Real Estate Taxes	106,826,744.00	83,013,844.43	(23,812,899.57)	-22.29%	101,177,619.00	78,561,391.94	(22,616,227.06)	-22.35%
6112	Interim R E Taxes	465,982.00	15,740.01	(450,241.99)	-96.62%	319,507.00	15,321.03	(304,185.97)	-95.20%
6113	Public Utility	115,049.00	0.00	(115,049.00)	-100.00%	114,690.00	0.00	(114,690.00)	-100.00%
6150	R.E. Transfer - 511	2,841,790.00	714,618.89	(2,127,171.11)	-74.85%	2,286,855.00	699,664.10	(1,587,190.90)	-69.40%
6154	Amusement Tax	26,521.00	2,207.12	(24,313.88)	-91.68%	25,765.00	4,596.04	(21,168.96)	-82.16%
6400	Delinquent Tax	1,136,594.00	62,884.67	(1,073,709.33)	-94.47%	1,282,078.00	139,881.35	(1,142,196.65)	-89.09%
6510	Investment Income	222,335.00	55,557.82	(166,777.18)	-75.01%	213,979.00	43,859.92	(170,119.08)	-79.50%
6700	Parking Revenue	54,000.00	54,000.00	0.00	0.00%	54,000.00	0.00	(54,000.00)	-100.00%
6700	Student Activities Revenue	172,870.00	4,040.00	(168,830.00)	-97.66%	186,942.00	53,350.00	(133,592.00)	-71.46%
6800	Revenue from the IU	780,564.00	0.00	(780,564.00)	-100.00%	784,803.00	0.00	(784,803.00)	-100.00%
6910	Rentals	560,872.00	11,908.00	(548,964.00)	-97.88%	557,676.00	6,662.00	(551,014.00)	-98.81%
6911	Teamer Field Rental	0.00	0.00	0.00	0.00%	0.00	0.00	0.00	0.00%
6920	PTO Donations	63,236.00	70.00	(63,166.00)	-99.89%	76,246.00	0.00	(76,246.00)	-100.00%
6940	Current tuition	8,290.00	0.00	(8,290.00)	-100.00%	8,255.00	0.00	(8,255.00)	-100.00%
6990	Miscellaneous Revenue	157,834.00	45,819.20	(112,014.80)	-70.97%	154,973.00	42,247.28	(112,725.72)	-72.74%
6990	Advertising Revenue	0.00	0.00	0.00	0.00%	0.00	0.00	0.00	0.00%
	Total Local Income	113,432,681.00	83,980,690.14	(29,451,990.86)	-25.96%	107,243,388.00	79,566,973.66	(27,676,414.34)	-25.81%
State Income:									
7110	Basic Subsidy	3,468,842.00	430,058.00	(3,038,784.00)	-87.60%	3,186,363.00	0.00	(3,186,363.00)	-100.00%
7160	Tuition for Orphans	68,465.00	0.00	(68,465.00)	-100.00%	68,465.00	0.00	(68,465.00)	-100.00%
7271	Special Education	2,220,807.00	338,372.00	(1,882,435.00)	-84.76%	2,220,807.00	338,241.00	(1,882,566.00)	-84.77%
7310	Transportation	1,737,529.00	0.00	(1,737,529.00)	-100.00%	1,737,529.00	0.00	(1,737,529.00)	-100.00%
7320	Rentals and Sinking Fund	315,000.00	0.00	(315,000.00)	-100.00%	338,171.00	0.00	(338,171.00)	-100.00%
7330	Health Services	154,891.00	0.00	(154,891.00)	-100.00%	154,888.00	0.00	(154,888.00)	-100.00%
7340	State Property Tax Reduction	2,099,853.00	1,049,926.00	(1,049,927.00)	-50.00%	2,099,990.00	1,049,994.00	(1,049,996.00)	-50.00%
7501	PA Accountability Grants	199,614.00	0.00	(199,614.00)	-100.00%	147,247.00	0.00	(147,247.00)	-100.00%
7599	Other State Rev	0.00	0.00	0.00	0.00%	0.00	0.00	0.00	#DIV/0!
7810	Social Security	2,184,110.00	0.00	(2,184,110.00)	-100.00%	2,146,980.00	0.00	(2,146,980.00)	-100.00%
7820	Retirement	9,214,538.00	0.00	(9,214,538.00)	-100.00%	8,353,967.00	0.00	(8,353,967.00)	-100.00%
	Total State Income	21,663,649.00	1,818,356.00	(19,845,293.00)	-91.61%	20,454,407.00	1,388,235.00	(19,066,172.00)	-93.21%
8000	Federal Projects	750,587.00	3,287.43	(747,299.57)	-99.56%	805,946.00	57,214.26	(748,731.74)	-92.90%
9000	Other Fin. Sources	0.00	0.00	0.00	0.00%	0.00	0.00	0.00	0.00%
	TOTAL INCOME	135,846,917.00	85,802,333.57	(50,044,583.43)	-36.84%	128,503,741.00	81,012,422.92	(47,491,318.08)	-36.96%

**TREDYFFRIN/EASTTOWN SCHOOL DISTRICT
EXPENDITURE REPORT
AUGUST
2017-2018**

	A	B	C = A - B	D = B / A	E	F	G = E - F	H = F / E	
		2017-2018				2016-2017			
	Budget	Year-to-Date Expenditures and Encumbrances	Remaining Budget	% of Budget	Budget	Year-to-Date Expenditures and Encumbrances	Remaining Budget	% of Budget	
INSTRUCTION:									
1100	Regular Programs	61,356,300.00	46,647,300.55	14,708,999.45	76.03%	58,609,402.00	46,090,255.53	12,519,146.47	78.64%
1200	Special Programs	22,712,293.00	12,541,612.22	10,170,680.78	55.22%	19,212,683.00	9,303,437.24	9,909,245.76	48.42%
1300	Vocational Ed.	780,000.00	0.00	780,000.00	0.00%	620,000.00	0.00	620,000.00	0.00%
1400	Other Instr. Prog.	271,329.00	202,554.26	68,774.74	74.65%	119,542.00	231,976.29	(112,434.29)	194.05%
	Sub-total	85,119,922.00	59,391,467.03	25,728,454.97	69.77%	78,561,627.00	55,625,669.06	22,935,957.94	70.81%
SUPPORTING SERVICES:									
2100	Pupil Personnel	5,281,791.00	4,346,966.53	934,824.47	82.30%	4,994,023.00	4,157,772.22	836,250.78	83.25%
2200	Instructional	3,831,926.00	2,928,947.93	902,978.07	76.44%	3,775,247.00	2,800,810.21	974,436.79	74.19%
2300	Administration	8,085,423.00	6,763,074.41	1,322,348.59	83.65%	8,028,517.00	6,532,167.75	1,496,349.25	81.36%
2400	Pupil Health	1,381,561.00	859,005.43	522,555.57	62.18%	1,256,362.00	913,241.77	343,120.23	72.69%
2500	Business	1,571,976.00	1,029,326.55	542,649.45	65.48%	1,441,011.00	1,172,576.38	268,434.62	81.37%
2600	Oper/Main. of Plt	12,247,534.00	8,710,425.81	3,537,108.19	71.12%	11,967,733.00	8,560,779.22	3,406,953.78	71.53%
2700	Student Transportatior	7,561,497.00	845,059.68	6,716,437.32	11.18%	6,953,836.00	517,919.26	6,435,916.74	7.45%
2800	Support Services	3,110,815.00	2,254,040.51	856,774.49	72.46%	2,944,152.00	2,028,763.40	915,388.60	68.91%
2900	Other Support Svcs	554,488.00	387,239.52	167,248.48	69.84%	554,483.00	388,496.55	165,986.45	70.06%
	Sub-total	43,627,011.00	28,124,086.37	15,502,924.63	64.46%	41,915,364.00	27,072,526.76	14,842,837.24	64.59%
NON-INSTRUCTIONAL PROGRAMS:									
3200	Student Activities	405,774.00	403,844.84	1,929.16	99.52%	402,574.00	400,777.17	1,796.83	99.55%
3300	Community Service	0.00	0.00	0.00	0.00%	0.00	0.00	0.00	0.00%
	Sub-total	405,774.00	403,844.84	1,929.16	99.52%	402,574.00	400,777.17	1,796.83	99.55%
OTHER SERVICES:									
5100	Debt Service	6,740,525.00	1,060,262.38	5,680,262.62	15.73%	6,873,350.00	1,322,293.13	5,551,056.87	19.24%
5200	Fund Transfers	3,525,000.00	0.00	3,525,000.00	0.00%	1,517,477.00	0.00	1,517,477.00	0.00%
5900	Budgetary Reserve	2,253,500.00	0.00	2,253,500.00	0.00%	2,000,000.00	0.00	2,000,000.00	0.00%
	Sub-total	12,519,025.00	1,060,262.38	11,458,762.62	8.47%	10,390,827.00	1,322,293.13	9,068,533.87	12.73%
TOTAL		141,671,732.00	88,979,660.62	52,692,071.38	62.81%	131,270,392.00	84,421,266.12	46,849,125.88	64.31%

**TREDYFFRIN/EASTTOWN SCHOOL DISTRICT
TREASURER'S REPORT
General Fund
August 2017**

	2017-2018
FUND BALANCE:	
AS OF July 1, 2017	32,886,803.00
ADD Y-T-D REVENUES	85,802,333.57
DEDUCT Y-T-D EXPENDITURES	(9,178,859.41)
AS OF August, 2017	<u>109,510,277.16</u>
 CASH BANK BALANCE	 26,173,521.74
INVESTMENTS	87,794,000.00
DUE FROM/(TO)	1,763,964.39
AVAILABLE CASH BALANCE, August, 2017	<u>115,731,486.13</u>

TREDYFFRIN/EASTTOWN SCHOOL DISTRICT

Cash and Investments Schedule

GENERAL FUND

as of Aug 31, 2017

BANK	DESCRIPTION	PURCHASE DATE	MATURITY DATE	RATE	AMOUNT
PLGIT	Term	3/15/2017	9/15/2017	1.27%	750,000.00
PLGIT	Term	3/21/2017	9/21/2017	1.25%	750,000.00
PLGIT	Certificate of Deposits	10/4/2016	10/4/2017	0.75%	247,000.00
PLGIT	Certificate of Deposits	10/4/2016	10/4/2017	0.75%	247,000.00
PLGIT	Certificate of Deposits	10/4/2016	10/4/2017	0.75%	247,000.00
PLGIT	Certificate of Deposits	10/4/2016	10/4/2017	0.65%	248,000.00
PLGIT	Term	4/4/2017	10/5/2017	1.25%	750,000.00
PLGIT	Certificate of Deposits	1/11/2017	10/10/2017	0.90%	248,000.00
PLGIT	Certificate of Deposits	1/11/2017	10/10/2017	0.85%	248,000.00
PLGIT	Certificate of Deposits	10/11/2016	10/11/2017	0.95%	247,000.00
PLGIT	Certificate of Deposits	10/11/2016	10/11/2017	0.85%	247,000.00
PLGIT	Certificate of Deposits	10/11/2016	10/11/2017	0.80%	247,000.00
PLGIT	Term	5/22/2017	10/12/2017	1.20%	2,000,000.00
PSDLAF	Term	10/12/2016	10/12/2017	0.65%	1,000,000.00
PSDLAF	Term	1/18/2017	10/16/2017	0.70%	500,000.00
PSDLAF	Certificate of Deposits	10/21/2016	10/23/2017	0.95%	245,000.00
PLGIT	Certificate of Deposits	10/24/2016	10/24/2017	0.80%	247,000.00
PLGIT	Term	4/24/2017	10/25/2017	1.23%	1,000,000.00
PLGIT	Certificate of Deposits	11/9/2016	11/9/2017	0.80%	247,000.00
PLGIT	Certificate of Deposits	11/9/2016	11/9/2017	0.75%	247,000.00
PLGIT	Certificate of Deposits	11/9/2016	11/9/2017	0.75%	247,000.00
PLGIT	Certificate of Deposits	11/9/2016	11/9/2017	0.75%	247,000.00
PLGIT	Certificate of Deposits	11/15/2016	11/15/2017	0.92%	247,000.00
PLGIT	Term	8/10/2017	11/16/2017	1.30%	2,500,000.00
PLGIT	Certificate of Deposits	11/18/2016	11/20/2017	0.86%	247,000.00
PLGIT	Certificate of Deposits	11/18/2016	11/20/2017	0.75%	247,000.00
PLGIT	Term	3/1/2017	11/27/2017	1.23%	1,200,000.00
PLGIT	Certificate of Deposits	12/7/2016	12/7/2017	1.05%	247,000.00
PLGIT	Term	3/21/2017	12/18/2017	1.30%	250,000.00
PLGIT	Certificate of Deposits	12/21/2016	12/21/2017	0.95%	247,000.00
PLGIT	Certificate of Deposits	12/21/2016	12/21/2017	0.95%	247,000.00
PLGIT	Certificate of Deposits	12/21/2016	12/21/2017	0.95%	247,000.00
PLGIT	Certificate of Deposits	6/28/2017	12/26/2017	1.25%	248,000.00
PLGIT	Term	8/25/2017	12/29/2017	1.33%	10,000,000.00
PLGIT	Term	8/31/2017	12/29/2017	1.32%	6,000,000.00
PLGIT	Certificate of Deposits	1/11/2017	1/11/2018	1.00%	247,000.00
PLGIT	Certificate of Deposits	1/11/2017	1/11/2018	1.10%	246,000.00
PSDLAF	Term	1/18/2017	1/18/2018	0.80%	1,000,000.00
PLGIT	Certificate of Deposits	1/26/2017	1/26/2018	1.10%	246,000.00
PLGIT	Certificate of Deposits	1/26/2017	1/26/2018	1.00%	247,000.00
PLGIT	Certificate of Deposits	1/26/2017	1/26/2018	0.95%	247,000.00
PLGIT	Certificate of Deposits	1/26/2017	1/26/2018	0.90%	247,000.00

BANK	DESCRIPTION	PURCHASE DATE	MATURITY DATE	RATE	AMOUNT
PLGIT	Term	8/22/2017	2/5/2018	1.30%	9,000,000.00
PLGIT	Term	8/10/2017	2/6/2018	1.29%	6,000,000.00
PLGIT	Term	8/31/2017	2/27/2018	1.29%	5,000,000.00
PLGIT	Term	5/4/2017	3/2/2018	1.30%	1,185,000.00
PLGIT	Certificate of Deposits	6/28/2017	3/26/2018	1.40%	247,000.00
PSDLAF	Term	3/28/2017	3/28/2018	0.90%	3,250,000.00
PLGIT	Certificate of Deposits	4/11/2017	4/11/2018	1.20%	246,000.00
PLGIT	Term	7/28/2017	4/24/2018	1.35%	5,000,000.00
PLGIT	Term	8/10/2017	5/7/2018	1.36%	1,500,000.00
PLGIT	Term	8/22/2017	5/18/2018	1.40%	7,500,000.00
PLGIT	Term	8/31/2017	5/21/2018	1.39%	2,000,000.00
PSDLAF	Certificate of Deposits	5/22/2017	5/22/2018	1.00%	245,000.00
PLGIT	Term	5/26/2017	5/25/2018	1.30%	750,000.00
PSDLAF	Certificate of Deposits	5/25/2017	5/25/2018	1.05%	245,000.00
PSDLAF	Certificate of Deposits	5/25/2017	5/25/2018	1.05%	245,000.00
PSDLAF	Certificate of Deposits	5/29/2017	5/29/2018	1.10%	245,000.00
PSDLAF	Certificate of Deposits	5/30/2017	5/30/2018	1.05%	245,000.00
PSDLAF	Certificate of Deposits	5/30/2017	5/30/2018	1.05%	245,000.00
PSDLAF	Certificate of Deposits	6/2/2017	6/1/2018	1.10%	245,000.00
PSDLAF	Term	6/22/2017	6/22/2018	1.30%	3,300,000.00
PLGIT	Certificate of Deposits	6/28/2017	6/28/2018	1.45%	246,000.00
PLGIT	Certificate of Deposits	6/28/2017	7/2/2018	1.40%	246,000.00
PLGIT	Certificate of Deposits	6/28/2017	7/2/2018	1.40%	246,000.00
PLGIT	Term	7/28/2017	7/27/2018	1.40%	2,500,000.00
PLGIT	Certificate of Deposits	8/22/2017	8/22/2018	1.50%	245,000.00
PLGIT	Certificate of Deposits	8/22/2017	8/22/2018	1.45%	246,000.00
PLGIT	Certificate of Deposits	8/22/2017	8/22/2018	1.45%	246,000.00
PLGIT	Certificate of Deposits	8/22/2017	8/22/2018	1.40%	246,000.00
PLGIT	Certificate of Deposits	8/22/2017	8/22/2018	1.39%	246,000.00
PLGIT	Term	8/22/2017	8/22/2018	1.38%	1,771,000.00
PLGIT	PLGIT/Prime	Not Applicable	Not Applicable	1.13%	4,768,873.23
PLGIT	PLGIT/I Class	Not Applicable	Not Applicable	0.93%	293,600.19
PLGIT	Checking Accounts	Not Applicable	Not Applicable	0.77%	3,940,356.56
PSDLAF	MAX	Not Applicable	Not Applicable	0.78%	2,069,286.61
PSDLAF	Full Flex	8/18/2017	11/14/2017	1.10%	3,000,000.00
PSDLAF	Full Flex	8/18/2017	11/14/2017	1.21%	3,000,000.00
Fulton Bank	General Fund Checking	Not Applicable	Not Applicable	1.16%	9,101,405.15

TOTAL - GENERAL FUND INVESTMENTS

113,967,521.74

TREDYFFRIN/EASTTOWN SCHOOL DISTRICT
Cash and Investments Schedule
CAPITAL PROJECTS FUND
as of Aug 31, 2017

BANK	DESCRIPTION	PURCHASE DATE	MATURITY DATE	RATE	AMOUNT
PSDLAF	Certificate of Deposits	8/16/2017	2/16/2018	1.20%	245,000.00
PSDLAF	Certificate of Deposits	8/17/2017	2/16/2018	1.15%	245,000.00
PSDLAF	Certificate of Deposits	3/29/2017	3/29/2018	1.00%	245,000.00
PSDLAF	Certificate of Deposits	3/29/2017	3/29/2018	0.95%	245,000.00
PSDLAF	Certificate of Deposits	3/29/2017	3/29/2018	0.95%	245,000.00
PSDLAF	Certificate of Deposits	8/18/2017	5/18/2018	1.25%	245,000.00
PSDLAF	Certificate of Deposits	8/18/2017	5/18/2018	1.25%	245,000.00
PSDLAF	Certificate of Deposits	8/18/2017	5/18/2018	1.30%	245,000.00
PSDLAF	Certificate of Deposits	8/16/2017	8/16/2018	1.30%	245,000.00
PSDLAF	Certificate of Deposits	8/16/2017	8/16/2018	1.35%	245,000.00
PSDLAF	Certificate of Deposits	8/16/2017	8/16/2018	1.30%	245,000.00
PSDLAF	Certificate of Deposits	8/18/2017	8/17/2018	1.30%	245,000.00
PSDLAF	Certificate of Deposits	8/18/2017	8/17/2018	1.30%	245,000.00
PSDLAF	Certificate of Deposits	8/23/2017	8/23/2018	1.30%	245,000.00
PLGIT	PLGIT Class	Not Applicable	Not Applicable	0.77%	14,643.11
PLGIT	PLGIT/I Class	Not Applicable	Not Applicable	0.93%	163,261.52
PSDLAF	MAX	Not Applicable	Not Applicable	0.78%	5,968,029.27
PSDLAF	Full Flex	8/18/2017	11/14/2017	1.10%	1,000,000.00

TOTAL - CAPITAL RESERVE INVESTMENTS

10,575,933.90

TREDYFFRIN/EASTTOWN SCHOOL DISTRICT
Cash and Investments Schedule
2010 CAPITAL PROJECTS BOND FUND
as of Aug 31, 2017

BANK	DESCRIPTION	PURCHASE DATE	MATURITY DATE	RATE	AMOUNT
PLGIT	PLGIT ARM	Not Applicable	Not Applicable	0.69%	0.00
TOTAL - CAPITAL PROJECTS INVESTMENTS					<u>0.00</u>

TREDYFFRIN/EASTTOWN SCHOOL DISTRICT
Cash and Investments Schedule
2015 CAPITAL PROJECTS BOND FUND
as of Aug 31, 2017

BANK	DESCRIPTION	PURCHASE DATE	MATURITY DATE	RATE	AMOUNT
PLGIT	US Treasury	5/6/2015	8/31/2017	0.625%	999,720.00
PLGIT	US Treasury	5/6/2015	11/30/2017	0.625%	998,366.00
PLGIT	US Treasury	5/6/2015	2/28/2018	0.750%	997,500.00
PLGIT	US Treasury	5/6/2015	5/31/2018	1.000%	1,699,564.51
PLGIT	PLGIT ARM	Not Applicable	Not Applicable	0.69%	4,701,640.08
TOTAL - CAPITAL PROJECTS INVESTMENTS					<u>9,396,790.59</u>

TREDYFFRIN/EASTTOWN SCHOOL DISTRICT

Cash and Investments Schedule

Cafeteria Fund

as of Aug 31, 2017

BANK	DESCRIPTION	PURCHASE DATE	MATURITY DATE	RATE	AMOUNT
PLGIT	PLGIT Class	Not Applicable	Not Applicable	0.77%	23,216.43
PLGIT	PLGIT/I Class	Not Applicable	Not Applicable	0.93%	553,420.60
Fulton	Checking	Not Applicable	Not Applicable	1.16%	154,454.82
TOTAL - CAFETERIA FUND					<u>731,091.85</u>

TREDYFFRIN/EASTTOWN SCHOOL DISTRICT
ESTIMATED REVENUES AND OTHER FINANCING SOURCES
FISCAL YEAR ENDED JUNE 30, 2018
August 2017

CODE	DESCRIPTION	2017-2018 APPROPRIATION	MTD RECEIVED	YTD RECEIVED	BALANCE	PERCENT RECEIVED
6000						
6111	REAL ESTATE TAXES	106,826,744.00	70,070,445.92	83,013,844.43	23,812,899.57	77.71%
6112	INTERIM R/E TAX	465,982.00	6,663.57	15,740.01	450,241.99	3.38%
6113	PURTA	115,049.00	0.00	0.00	115,049.00	0.00%
6153	R/E TRANSFER TAX	2,841,790.00	714,618.89	714,618.89	2,127,171.11	25.15%
6154	AMUSEMENT TAX	26,521.00	2,202.12	2,207.12	24,313.88	8.32%
6411	DELINQUENT TAX	1,136,594.00	64,914.64	62,915.65	1,073,678.35	5.54%
6412	INTERIM DELINQ TAX	0.00	-5.98	-30.98	30.98	0.00%
6510	ERNG ON INVSMT	222,335.00	45,542.35	55,557.82	166,777.18	24.99%
6740	PARKING REVENUE	54,000.00	54,000.00	54,000.00	0.00	100.00%
6740	STUDENT ACTIVITIES REVENUE	172,870.00	1,340.00	4,040.00	168,830.00	2.34%
6890	REV FROM IU	780,564.00	0.00	0.00	780,564.00	0.00%
6910	RENTALS	560,872.00	675.00	11,908.00	548,964.00	2.12%
6911	TEAMER FIELD	0.00	0.00	0.00	0.00	0.00%
6920	CONT & DONATNS PRIV SOURC	63,236.00	70.00	70.00	63,166.00	0.11%
6940	TUITION	8,290.00	0.00	0.00	8,290.00	0.00%
6941	REG DAY SCH TUITION	0.00	0.00	0.00	0.00	0.00%
6942	SUMMER SCH TUITION	0.00	0.00	0.00	0.00	0.00%
6944	TUITION FROM OTHER LEA'S	0.00	0.00	0.00	0.00	0.00%
6990	MISC REVENUE	157,834.00	22,022.85	45,819.20	112,014.80	29.03%
6990	ADVERTISING REVENUE	0.00	0.00	0.00	0.00	0.00%
6991	REFUND OF PRIOR YEAR EXPENDITURES	0.00	0.00	0.00	0.00	0.00%
		<u>113,432,681.00</u>	<u>70,982,489.36</u>	<u>83,980,690.14</u>	<u>29,451,990.86</u>	<u>74.04%</u>

TREDYFFRIN/EASTTOWN SCHOOL DISTRICT
ESTIMATED REVENUES AND OTHER FINANCING SOURCES
FISCAL YEAR ENDED JUNE 30, 2018
August 2017

CODE	DESCRIPTION	2017-2018 APPROPRIATION	MTD RECEIVED	YTD RECEIVED	BALANCE	PERCENT RECEIVED
7000						
7110	BASIC INSTL SUBSIDY	3,468,842.00	430,058.00	430,058.00	3,038,784.00	12.40%
7160	STATE SECT 1305 & 1306	68,465.00	0.00	0.00	68,465.00	0.00%
7271	SPEC ED-SPEC PROG	2,220,807.00	0.00	338,372.00	1,882,435.00	15.24%
7310	TRANSP SUBSIDY	1,737,529.00	0.00	0.00	1,737,529.00	0.00%
7320	RENTALS & SINKING FD PYMTS	315,000.00	0.00	0.00	315,000.00	0.00%
7330	MED & DENTAL SVCS	154,891.00	0.00	0.00	154,891.00	0.00%
7340	STATE PRO TAX REDUCT ALLO	2,099,853.00	1,049,926.00	1,049,926.00	1,049,927.00	50.00%
7501	PA ACCOUNTIBILITY GRANTS	199,614.00	0.00	0.00	199,614.00	0.00%
7599	OTHER STATE REVENUE	0.00	0.00	0.00	0.00	0.00%
7810	SOCIAL SEC SUBSIDY	2,184,110.00	0.00	0.00	2,184,110.00	0.00%
7820	RETIREMENT SUBSIDY	9,214,538.00	0.00	0.00	9,214,538.00	0.00%
		<u>21,663,649.00</u>	<u>1,479,984.00</u>	<u>1,818,356.00</u>	<u>19,845,293.00</u>	<u>8.39%</u>
8000						
8110	SNOW REMOVAL REIMB	0.00	0.00	0.00	0.00	0.00%
8514	TITLE I IMPRVG BASIC PROG	313,698.00	0.00	0.00	313,698.00	0.00%
8515	TITLE II IMPRVG TEACH PRO	64,389.00	0.00	0.00	64,389.00	0.00%
8810	MED ASST REIMB	350,000.00	0.00	0.00	350,000.00	0.00%
8820	MED ASST REIMB	22,500.00	3,287.43	3,287.43	19,212.57	14.61%
		<u>750,587.00</u>	<u>3,287.43</u>	<u>3,287.43</u>	<u>747,299.57</u>	<u>0.44%</u>
9000						
9400	SALE OF FXD ASSETS	0.00	0.00	0.00	0.00	0.00%
		<u>0.00</u>	<u>0.00</u>	<u>0.00</u>	<u>0.00</u>	<u>0.00%</u>
TOTAL ESTIMATED REVENUES & OTHER FINANCING SOURCES		<u>135,846,917.00</u>	<u>72,465,760.79</u>	<u>85,802,333.57</u>	<u>50,044,583.43</u>	<u>63.16%</u>

TREDYFFRIN/EASTTOWN SCHOOL DISTRICT
SUMMARY OF ESTIMATED REVENUES AND OTHER FINANCING SOURCES
FISCAL YEAR ENDED JUNE 30, 2018
August, 2017

DESCRIPTION	2017-2018 APPROPRIATION	MTD RECEIVED	YTD RECEIVED	BALANCE	PERCENT RECEIVED
ESTIMATED BEGINNING FUND BALANCE AVAILABLE FOR APPROPRIATION					
Estimated Reserve for Encumbrances	0.00	0.00	0.00	0.00	0.00%
Estimated Unreserved Fund Balance (Deficit)	29,729,454.00	0.00	32,886,803.00	(3,157,349.00)	110.62%
Allocation for Admin. Budget (I.U. Only)	0.00	0.00	0.00	0.00	0.00%
TOTAL ESTIMATE BEGINNING FUND BALANCE AVAILABLE FOR APPROPRIATION	29,729,454.00	0.00	32,886,803.00	(3,157,349.00)	110.62%
SUMMARY OF ESTIMATED GENERAL FUND REVENUES					
6000 Revenue from Local Sources	113,432,681.00	70,982,489.36	83,980,690.14	29,451,990.86	74.04%
7000 Revenue from State Sources	21,663,649.00	1,479,984.00	1,818,356.00	19,845,293.00	8.39%
8000 Revenue from Federal Sources	750,587.00	3,287.43	3,287.43	747,299.57	0.44%
9000 Other Financing Sources	0.00	0.00	0.00	0.00	0.00%
TOTAL ESTIMATED REVENUES & OTHER FINANCING SOURCES	135,846,917.00	72,465,760.79	85,802,333.57	50,044,583.43	63.16%
TOTAL ESTIMATED FUND BALANCE, REVENUES & OTHER FINANCING SOURCES AVAILABLE FOR APPROPRIATIONS	165,576,371.00	72,465,760.79	118,689,136.57	46,887,234.43	71.68%

TREDYFFRIN/EASTTOWN SCHOOL DISTRICT
Board Report Summary
General Fund
August, 2017

Function	Description	Budget	Rev. Budget	Transfer		Rev. Budget	Encumbrances	MTD	YTD	Balance	% Expended
		July 1, 2017	Beginning of Month	To	From	End of Month		Expenditures	Expenditures		(Encumbrance + YTD)
1100	Regular Programs - Elem./Secdy.	61,356,300.00	61,356,300.00	0.00	0.00	61,356,300.00	44,905,953.76	776,922.35	1,741,346.79	14,708,999.45	76.03%
1200	Special Programs - Elem./Secdy.	22,712,293.00	22,712,293.00	0.00	0.00	22,712,293.00	11,610,110.44	465,774.13	931,501.78	10,170,680.78	55.22%
1300	Vocational Education Programs	780,000.00	780,000.00	0.00	0.00	780,000.00	0.00	0.00	0.00	780,000.00	0.00%
1400	Other Instru. Prg. Elem./Secdy.	271,329.00	271,329.00	0.00	0.00	271,329.00	189,885.31	9,125.58	12,668.95	68,774.74	74.65%
	Total 1000 Instruction	85,119,922.00	85,119,922.00	0.00	0.00	85,119,922.00	56,705,949.51	1,251,822.06	2,685,517.52	25,728,454.97	69.77%
2100	Support Serv. - Pupil Personnel	5,281,791.00	5,281,791.00	0.00	0.00	5,281,791.00	4,050,165.42	153,688.04	296,801.11	934,824.47	82.30%
2200	Support Serv. - Instruction	3,831,926.00	3,831,926.00	0.00	0.00	3,831,926.00	2,444,711.44	223,088.33	484,236.49	902,978.07	76.44%
2300	Support Serv. - Administration	8,085,423.00	8,085,423.00	0.00	0.00	8,085,423.00	5,261,128.08	606,299.65	1,501,946.33	1,322,348.59	83.65%
2400	Support Serv. - Pupil Health	1,381,561.00	1,381,561.00	0.00	0.00	1,381,561.00	835,385.01	7,566.55	23,620.42	522,555.57	62.18%
2500	Support Serv. - Business	1,571,976.00	1,571,976.00	0.00	0.00	1,571,976.00	838,015.37	102,912.67	191,311.18	542,649.45	65.48%
2600	Operation & Maint. Plant Serv.	12,247,534.00	12,247,534.00	0.00	0.00	12,247,534.00	6,478,810.96	1,118,096.99	2,231,614.85	3,537,108.19	71.12%
2700	Student Transportation Services	7,561,497.00	7,561,497.00	0.00	0.00	7,561,497.00	773,852.93	34,269.44	71,206.75	6,716,437.32	11.18%
2800	Support Services - Central	3,110,815.00	3,110,815.00	0.00	0.00	3,110,815.00	1,710,425.27	313,892.97	543,615.24	856,774.49	72.46%
2900	Other Support Services	554,488.00	554,488.00	0.00	0.00	554,488.00	339,216.16	15,309.84	48,023.36	167,248.48	69.84%
	Total 2000 Support Services	43,627,011.00	43,627,011.00	0.00	0.00	43,627,011.00	22,731,710.64	2,575,124.48	5,392,375.73	15,502,924.63	64.46%
3200	Student Activities	405,774.00	405,774.00	0.00	0.00	405,774.00	363,141.06	(2,014.88)	40,703.78	1,929.16	99.52%
3300	Community Services	0.00	0.00	0.00	0.00	0.00	0.00	0.00	0.00	0.00	0.00%
	Total 3000 Operational Noninstructional S	405,774.00	405,774.00	0.00	0.00	405,774.00	363,141.06	(2,014.88)	40,703.78	1,929.16	99.52%
5100	Debt Service	6,740,525.00	6,740,525.00	0.00	0.00	6,740,525.00	0.00	1,060,262.38	1,060,262.38	5,680,262.62	15.73%
5200	Fund Transfers	3,525,000.00	3,525,000.00	0.00	0.00	3,525,000.00	0.00	0.00	0.00	3,525,000.00	0.00%
5900	Budgetary Reserve	2,253,500.00	2,253,500.00	0.00	0.00	2,253,500.00	0.00	0.00	0.00	2,253,500.00	0.00%
	Total 5000 Other Financing Uses	12,519,025.00	12,519,025.00	0.00	0.00	12,519,025.00	0.00	1,060,262.38	1,060,262.38	11,458,762.62	8.47%
Totals for General Fund:		141,671,732.00	141,671,732.00	0.00	0.00	141,671,732.00	79,800,801.21	4,885,194.04	9,178,859.41	52,692,071.38	62.81%
Estimated Ending Committed Fd Bal		29,729,454.00									
Estimated Ending Assigned Fd Bal		0.00									
Estimated Unassigned Fd Bal		0.00									
		<u>171,401,186.00</u>									

TESD Board Report - General Fund

August 2017

Function	MajorFunctionDesc	MajorAccount	MajorAccountDesc	Original Budget	Revised Bud Beg of Month	Transfer To	Transfer From	Revised Bud EOM	Encumbrance	MTD Expense	YTD Expense	Balance	% Expended	
1100	Regular Programs - Elem./Secdy	100	Personnel Services - Salaries	\$34,470,395.00	\$34,470,395.00	0	0	\$34,470,395.00	\$31,594,660.51	154,305.48	\$210,698.45	\$2,665,016.04	0.61%	
		200	Personnel Services - Benefits	\$22,266,533.00	\$22,266,533.00	0	0	\$22,266,533.00	\$12,660,207.10	27,658.53	\$277,377.92	\$9,328,947.98	1.25%	
		300	Purchased Prof & Tech Services	\$1,223,971.00	\$1,223,971.00	0	0	\$1,223,971.00	\$27,313.38	167,165.96	\$168,882.77	\$1,027,774.85	13.80%	
		400	Purchased Property Services	\$270,193.00	\$270,193.00	0	0	\$270,193.00	\$44,576.71	2,908.05	\$265,374.53	(\$39,758.24)	98.22%	
		500	Other Purchased Services	\$856,748.00	\$856,748.00	0	0	\$856,748.00	\$62,755.07	20,473.79	\$31,285.91	\$762,707.02	3.65%	
		600	Supplies	\$1,495,447.00	\$1,495,447.00	0	0	\$1,495,447.00	\$396,199.88	296,486.3	\$659,218.89	\$440,028.23	44.08%	
		700	Property	\$753,533.00	\$753,533.00	0	0	\$753,533.00	\$120,221.11	108,196.07	\$126,877.15	\$506,434.74	16.84%	
		800	Other Objects	\$19,480.00	\$19,480.00	0	0	\$19,480.00	\$0.00	-271.83	\$1,631.17	\$17,848.83	8.37%	
1100				\$61,356,300.00	\$61,356,300.00	\$0.00	\$0.00	\$61,356,300.00	\$44,905,953.76	\$776,922.35	\$1,741,346.79	\$14,708,999.45	2.84%	
1200	Special Programs - Elem./Secdy	100	Personnel Services - Salaries	\$5,894,058.00	\$5,894,058.00	0	0	\$5,894,058.00	\$5,272,937.22	76,633.36	\$111,192.62	\$509,928.16	1.89%	
		200	Personnel Services - Benefits	\$3,187,091.00	\$3,187,091.00	0	0	\$3,187,091.00	\$2,129,066.21	25,950.61	\$53,664.19	\$1,004,360.60	1.68%	
		300	Purchased Prof & Tech Services	\$9,876,500.00	\$9,876,500.00	0	0	\$9,876,500.00	\$3,575,057.90	230,373.69	\$233,564.94	\$6,067,877.16	2.36%	
		500	Other Purchased Services	\$3,593,444.00	\$3,593,444.00	0	0	\$3,593,444.00	\$614,350.52	123,617.7	\$508,937.62	\$2,470,155.86	14.16%	
		600	Supplies	\$130,700.00	\$130,700.00	0	0	\$130,700.00	\$18,698.59	9,198.77	\$24,142.41	\$87,859.00	18.47%	
		700	Property	\$30,500.00	\$30,500.00	0	0	\$30,500.00	\$0.00	0	\$0.00	\$30,500.00	0.00%	
		800	Other Objects	\$0.00	\$0.00	0	0	\$0.00	\$0.00	0	\$0.00	\$0.00	\$0.00	#DIV/0!
1200				\$22,712,293.00	\$22,712,293.00	\$0.00	\$0.00	\$22,712,293.00	\$11,610,110.44	\$465,774.13	\$931,501.78	\$10,170,680.78	4.10%	
1300	Vocational Eduaction Prg	500	Other Purchased Services	\$780,000.00	\$780,000.00	0	0	\$780,000.00	\$0.00	\$0.00	\$0.00	\$780,000.00	0.00%	
1300				\$780,000.00	\$780,000.00	\$0.00	\$0.00	\$780,000.00	\$0.00	\$0.00	\$0.00	\$780,000.00	0.00%	
1400	Other Instru. Prg. Elem./Secdy	100	Personnel Services - Salaries	\$238,700.00	\$238,700.00	0	0	\$238,700.00	\$135,396.15	8,435.49	\$10,910.49	\$92,393.36	4.57%	
		200	Personnel Services - Benefits	\$32,629.00	\$32,629.00	0	0	\$32,629.00	\$54,489.16	690.09	\$1,758.46	(\$23,618.62)	5.39%	
		300	Purchased Prof & Tech Services	\$0.00	\$0.00	0	0	\$0.00	\$0.00	0	\$0.00	\$0.00	\$0.00	0.00%
		500	Other Purchased Services	\$0.00	\$0.00	0	0	\$0.00	\$0.00	0	\$0.00	\$0.00	\$0.00	0.00%
		600	Supplies	\$0.00	\$0.00	0	0	\$0.00	\$0.00	0	\$0.00	\$0.00	\$0.00	0.00%
		700	Property	\$0.00	\$0.00	0	0	\$0.00	\$0.00	0	\$0.00	\$0.00	\$0.00	0.00%
1400				\$271,329.00	\$271,329.00	\$0.00	\$0.00	\$271,329.00	\$189,885.31	\$9,125.58	\$12,668.95	\$68,774.74	4.67%	
Total 1000				\$85,119,922.00	\$85,119,922.00	\$0.00	\$0.00	\$85,119,922.00	\$56,705,949.51	\$1,251,822.06	\$2,685,517.52	\$25,728,454.97	3.15%	

TESD Board Report - General Fund

August 2017

Function	MajorFunctionDesc	MajorAccount	MajorAccountDesc	Original Budget	Revised Bud Beg of Month	Transfer To	Transfer From	Revised Bud EOM	Encumbrance	MTD Expense	YTD Expense	Balance	% Expended
2100	Support Serv.- Pupil Personnel	100	Personnel Services - Salaries	\$3,386,849.00	\$3,386,849.00	0	0	\$3,386,849.00	\$2,856,781.13	97,886.11	\$187,781.48	\$342,286.39	5.54%
		200	Personnel Services - Benefits	\$1,708,331.00	\$1,708,331.00	0	0	\$1,708,331.00	\$1,106,549.97	42,089.73	\$93,540.51	\$508,240.52	5.48%
		300	Purchased Prof & Tech Services	\$99,000.00	\$99,000.00	0	0	\$99,000.00	\$73,398.81	4,801.04	\$5,101.19	\$20,500.00	5.15%
		400	Purchased Property Services	\$5,000.00	\$5,000.00	0	0	\$5,000.00	\$3,336.53	0	\$0.00	\$1,663.47	0.00%
		500	Other Purchased Services	\$36,800.00	\$36,800.00	0	0	\$36,800.00	\$4,268.54	930.23	\$930.23	\$31,601.23	2.53%
		600	Supplies	\$44,136.00	\$44,136.00	0	0	\$44,136.00	\$5,830.44	7,980.93	\$9,447.70	\$28,857.86	21.41%
		700	Property	\$800.00	\$800.00	0	0	\$800.00	\$0.00	0	\$0.00	\$800.00	0.00%
		800	Other Objects	\$875.00	\$875.00	0	0	\$875.00	\$0.00	0	\$0.00	\$875.00	0.00%
2100			\$5,281,791.00	\$5,281,791.00	\$0.00	\$0.00	\$5,281,791.00	\$4,050,165.42	\$153,688.04	\$296,801.11	\$934,824.47	5.62%	
2200	Support Serv.- Instruction	100	Personnel Services - Salaries	\$2,125,271.00	\$2,125,271.00	0	0	\$2,125,271.00	\$1,698,645.70	121,931.68	\$242,993.78	\$183,631.52	11.43%
		200	Personnel Services - Benefits	\$1,252,331.00	\$1,252,331.00	0	0	\$1,252,331.00	\$685,899.70	75,830.53	\$134,411.83	\$432,019.47	10.73%
		300	Purchased Prof & Tech Services	\$29,750.00	\$29,750.00	0	0	\$29,750.00	\$25,950.00	2,000	\$3,500.00	\$300.00	11.76%
		400	Purchased Property Services	\$4,000.00	\$4,000.00	0	0	\$4,000.00	\$0.00	0	(\$598.19)	\$4,598.19	-14.95%
		500	Other Purchased Services	\$85,545.00	\$85,545.00	0	0	\$85,545.00	\$8,932.68	4,698.02	\$4,698.02	\$71,914.30	5.49%
		600	Supplies	\$255,755.00	\$255,755.00	0	0	\$255,755.00	\$25,073.36	16,828	\$74,630.95	\$156,050.69	29.18%
		700	Property	\$59,979.00	\$59,979.00	0	0	\$59,979.00	\$0.00	1,800.1	\$10,620.10	\$49,358.90	17.71%
		800	Other Objects	\$19,295.00	\$19,295.00	0	0	\$19,295.00	\$210.00	0	\$13,980.00	\$5,105.00	72.45%
2200			\$3,831,926.00	\$3,831,926.00	\$0.00	\$0.00	\$3,831,926.00	\$2,444,711.44	\$223,088.33	\$484,236.49	\$902,978.07	12.64%	
2300	Support Serv.- Administration	100	Personnel Services - Salaries	\$4,286,514.00	\$4,286,514.00	0	0	\$4,286,514.00	\$3,392,482.41	326,329.5	\$735,355.74	\$158,675.85	17.16%
		200	Personnel Services - Benefits	\$2,268,248.00	\$2,268,248.00	0	0	\$2,268,248.00	\$1,355,345.66	173,896.21	\$355,240.61	\$557,661.73	15.66%
		300	Purchased Prof & Tech Services	\$742,500.00	\$742,500.00	0	0	\$742,500.00	\$436,650.50	25,062.53	\$27,083.32	\$278,766.18	3.65%
		400	Purchased Property Services	\$37,000.00	\$37,000.00	0	0	\$37,000.00	\$24,221.56	0	\$2,601.97	\$10,176.47	7.03%
		500	Other Purchased Services	\$532,900.00	\$532,900.00	0	0	\$532,900.00	\$30,522.96	30,624.15	\$320,661.18	\$181,615.86	60.17%
		600	Supplies	\$97,346.00	\$97,346.00	0	0	\$97,346.00	\$10,162.15	20,179.76	\$17,802.01	\$69,381.84	18.29%
		700	Property	\$98,900.00	\$98,900.00	0	0	\$98,900.00	\$11,642.84	29,932.5	\$29,932.50	\$57,324.66	30.27%
		800	Other Objects	\$22,015.00	\$22,015.00	0	0	\$22,015.00	\$0.00	275	\$13,269.00	\$8,746.00	60.27%
2300			\$8,085,423.00	\$8,085,423.00	\$0.00	\$0.00	\$8,085,423.00	\$5,261,128.08	\$606,299.65	\$1,501,946.33	\$1,322,348.59	18.58%	

TESD Board Report - General Fund

August 2017

Function	MajorFunctionDesc	MajorAccount	MajorAccountDesc	Original Budget	Revised Bud Beg of Month	Transfer To	Transfer From	Revised Bud EOM	Encumbrance	MTD Expense	YTD Expense	Balance	% Expended
2400	Support Serv.-Pupil Health	100	Personnel Services - Salaries	\$738,315.00	\$738,315.00	0	0	\$738,315.00	\$565,918.82	313.76	\$6,576.50	\$165,819.68	0.89%
		200	Personnel Services - Benefits	\$407,646.00	\$407,646.00	0	0	\$407,646.00	\$230,942.11	126.19	\$6,409.04	\$170,294.85	1.57%
		300	Purchased Prof & Tech Services	\$205,000.00	\$205,000.00	0	0	\$205,000.00	\$30,000.00	4,200	\$4,200.00	\$170,800.00	2.05%
		400	Purchased Property Services	\$1,100.00	\$1,100.00	0	0	\$1,100.00	\$0.00	0	\$0.00	\$1,100.00	0.00%
		500	Other Purchased Services	\$200.00	\$200.00	0	0	\$200.00	\$0.00	0	\$0.00	\$200.00	0.00%
		600	Supplies	\$27,300.00	\$27,300.00	0	0	\$27,300.00	\$2,654.08	2,926.6	\$6,434.88	\$18,211.04	23.57%
		700	Property	\$2,000.00	\$2,000.00	0	0	\$2,000.00	\$5,870.00	0	\$0.00	(\$3,870.00)	0.00%
2400				\$1,381,561.00	\$1,381,561.00	\$0.00	\$0.00	\$1,381,561.00	\$835,385.01	\$7,566.55	\$23,620.42	\$522,555.57	1.71%
2500	Support Serv.-Business	100	Personnel Services - Salaries	\$825,486.00	\$825,486.00	0	0	\$825,486.00	\$563,503.47	53,149.81	\$103,582.39	\$158,400.14	12.55%
		200	Personnel Services - Benefits	\$515,140.00	\$515,140.00	0	0	\$515,140.00	\$236,139.41	40,019.83	\$74,344.94	\$204,655.65	14.43%
		300	Purchased Prof & Tech Services	\$101,200.00	\$101,200.00	0	0	\$101,200.00	\$35,200.00	4,300	\$4,300.00	\$61,700.00	4.25%
		400	Purchased Property Services	\$625.00	\$625.00	0	0	\$625.00	\$0.00	0	\$0.00	\$625.00	0.00%
		500	Other Purchased Services	\$19,200.00	\$19,200.00	0	0	\$19,200.00	\$0.00	27.07	\$27.07	\$19,172.93	0.14%
		600	Supplies	\$46,650.00	\$46,650.00	0	0	\$46,650.00	\$3,172.49	683.18	\$1,235.23	\$42,242.28	2.65%
		700	Property	\$13,200.00	\$13,200.00	0	0	\$13,200.00	\$0.00	0	\$0.00	\$13,200.00	0.00%
2500				\$1,571,976.00	\$1,571,976.00	\$0.00	\$0.00	\$1,571,976.00	\$838,015.37	\$102,912.67	\$191,311.18	\$542,649.45	12.17%
2600	Operation & Maint. Plant Serv.	100	Personnel Services - Salaries	\$4,410,931.00	\$4,410,931.00	0	0	\$4,410,931.00	\$2,941,236.88	373,962.26	\$720,935.98	\$748,758.14	16.34%
		200	Personnel Services - Benefits	\$2,557,153.00	\$2,557,153.00	0	0	\$2,557,153.00	\$1,189,887.12	221,367.74	\$422,128.79	\$945,137.09	16.51%
		300	Purchased Prof & Tech Services	\$265,250.00	\$265,250.00	0	0	\$265,250.00	\$76,764.52	112,602.25	\$130,967.00	\$57,518.48	49.37%
		400	Purchased Property Services	\$2,736,550.00	\$2,736,550.00	0	0	\$2,736,550.00	\$1,349,378.39	302,390.52	\$642,163.72	\$745,007.89	23.47%
		500	Other Purchased Services	\$391,500.00	\$391,500.00	0	0	\$391,500.00	\$117,648.11	2,856.6	\$146,075.36	\$127,776.53	37.31%
		600	Supplies	\$1,583,400.00	\$1,583,400.00	0	0	\$1,583,400.00	\$788,741.71	104,732.62	\$157,055.09	\$637,603.20	9.92%
		700	Property	\$294,500.00	\$294,500.00	0	0	\$294,500.00	\$15,054.23	0	\$12,103.91	\$267,341.86	4.11%
2600				\$12,247,534.00	\$12,247,534.00	\$0.00	\$0.00	\$12,247,534.00	\$6,478,810.96	\$1,118,096.99	\$2,231,614.85	\$3,537,108.19	18.22%

TESD Board Report - General Fund

August 2017

Function	MajorFunctionDesc	MajorAccount	MajorAccountDesc	Original Budget	Revised Bud Beg of Month	TransferTo	TransferFrom	Revised Bud EOM	Encumbrance	MTD Expense	YTD Expense	Balance	% Expended	
2700	Student Transportation Service	100	Personnel Services - Salaries	\$266,798.00	\$266,798.00	0	0	\$266,798.00	\$206,252.65	19,489.75	\$38,640.62	\$21,904.73	14.48%	
		200	Personnel Services - Benefits	\$177,388.00	\$177,388.00	0	0	\$177,388.00	\$88,641.60	14,190.69	\$31,977.13	\$56,769.27	18.03%	
		300	Purchased Prof & Tech Services	\$0.00	\$0.00	0	0	\$0.00	\$0.00	0	\$0.00	\$0.00	\$0.00	0.00%
		400	Purchased Property Services	\$13,500.00	\$13,500.00	0	0	\$13,500.00	\$10,306.08	0	\$0.00	\$0.00	\$3,193.92	0.00%
		500	Other Purchased Services	\$6,544,811.00	\$6,544,811.00	0	0	\$6,544,811.00	\$396.60	0	\$0.00	\$0.00	\$6,544,414.40	0.00%
		600	Supplies	\$458,500.00	\$458,500.00	0	0	\$458,500.00	\$468,256.00	80	\$80.00	\$80.00	(\$9,836.00)	0.02%
		700	Property	\$100,000.00	\$100,000.00	0	0	\$100,000.00	\$0.00	0	\$0.00	\$0.00	\$100,000.00	0.00%
		800	Other Objects	\$500.00	\$500.00	0	0	\$500.00	\$0.00	509	\$509.00	\$509.00	(\$9.00)	101.80%
2700			\$7,561,497.00	\$7,561,497.00	\$0.00	\$0.00	\$7,561,497.00	\$773,852.93	\$34,269.44	\$71,206.75	\$6,716,437.32	0.94%		
2800	Support Services - Central	100	Personnel Services - Salaries	\$1,233,213.00	\$1,233,213.00	0	0	\$1,233,213.00	\$1,080,631.27	103,091.09	\$213,746.37	(\$61,164.64)	17.33%	
		200	Personnel Services - Benefits	\$739,902.00	\$739,902.00	0	0	\$739,902.00	\$435,454.35	64,094.81	\$121,954.89	\$182,492.76	16.48%	
		300	Purchased Prof & Tech Services	\$460,500.00	\$460,500.00	0	0	\$460,500.00	\$48,237.50	16,866.5	\$19,866.50	\$392,396.00	4.31%	
		400	Purchased Property Services	\$169,000.00	\$169,000.00	0	0	\$169,000.00	\$126,375.08	23,819.19	\$47,286.43	(\$4,661.51)	27.98%	
		500	Other Purchased Services	\$57,000.00	\$57,000.00	0	0	\$57,000.00	\$0.00	30,000	\$30,000.00	\$27,000.00	52.63%	
		600	Supplies	\$341,200.00	\$341,200.00	0	0	\$341,200.00	\$19,727.07	76,021.38	\$110,511.05	\$210,961.88	32.39%	
		700	Property	\$99,000.00	\$99,000.00	0	0	\$99,000.00	\$0.00	0	\$0.00	\$0.00	\$99,000.00	0.00%
		800	Other Objects	\$11,000.00	\$11,000.00	0	0	\$11,000.00	\$0.00	0	\$250.00	\$250.00	\$10,750.00	2.27%
2800			\$3,110,815.00	\$3,110,815.00	\$0.00	\$0.00	\$3,110,815.00	\$1,710,425.27	\$313,892.97	\$543,615.24	\$856,774.49	17.48%		
2900	Other Support Services	100	Personnel Services - Salaries	\$421,141.00	\$421,141.00	0	0	\$421,141.00	\$0.00	0	\$0.00	\$421,141.00	0.00%	
		200	Personnel Services - Benefits	\$12,547.00	\$12,547.00	0	0	\$12,547.00	\$312,947.49	14,172.64	\$42,292.03	(\$342,692.52)	337.07%	
		300	Purchased Prof & Tech Services	\$35,800.00	\$35,800.00	0	0	\$35,800.00	\$26,268.67	1,137.2	\$5,731.33	\$3,800.00	16.01%	
		500	Other Purchased Services	\$85,000.00	\$85,000.00	0	0	\$85,000.00	\$0.00	0	\$0.00	\$85,000.00	0.00%	
		700	Property	\$0.00	\$0.00	0	0	\$0.00	\$0.00	0	\$0.00	\$0.00	\$0.00	0.00%
2900			\$554,488.00	\$554,488.00	0	0	\$554,488.00	\$339,216.16	\$15,309.84	\$48,023.36	\$167,248.48	8.66%		
Total 2000			\$43,627,011.00	\$43,627,011.00	\$0.00	\$0.00	\$43,627,011.00	\$22,731,710.64	\$2,575,124.48	\$5,392,375.73	\$15,502,924.63	12.36%		

TESD Board Report - General Fund

August 2017

Function	MajorFunctionDesc	MajorAccount	MajorAccountDesc	Original Budget	Revised Bud Beg of Month	TransferTo	TransferFrom	Revised Bud EOM	Encumbrance	MTD Expense	YTD Expense	Balance	% Expended
3200	Student Activities	100	Personnel Services - Salaries	\$360,074.00	\$360,074.00	0	0	\$360,074.00	\$222,356.16	671.04	\$2,536.04	\$135,181.80	0.70%
		200	Personnel Services - Benefits	\$0.00	\$0.00	0	0	\$0.00	\$96,296.19	217.58	\$9,803.74	(\$106,099.93)	#DIV/0!
		300	Purchased Prof & Tech Services	\$0.00	\$0.00	0	0	\$0.00	\$44,488.71	0	\$0.00	(\$44,488.71)	0.00%
		400	Purchased Property Services	\$0.00	\$0.00	0	0	\$0.00	\$0.00	\$0.00	\$0.00	\$0.00	0.00%
		500	Other Purchased Services	\$32,200.00	\$32,200.00	0	0	\$32,200.00	\$0.00	0	\$28,000.00	\$4,200.00	86.96%
		600	Supplies	\$13,500.00	\$13,500.00	0	0	\$13,500.00	\$0.00	-2,903.5	\$364.00	\$13,136.00	0.00%
		700	Property	\$0.00	\$0.00	0	0	\$0.00	\$0.00	\$0.00	\$0.00	\$0.00	0.00%
		800	Other Objects	\$0.00	\$0.00	0	0	\$0.00	\$0.00	\$0.00	\$0.00	\$0.00	#DIV/0!
3200				\$405,774.00	\$405,774.00	\$0.00	\$0.00	\$405,774.00	\$363,141.06	-\$2,014.88	\$40,703.78	\$1,929.16	10.03%
3300	Community Services	100	Personnel Services - Salaries	\$0.00	\$0.00	0	0	\$0.00	\$0.00	\$0.00	\$0.00	\$0.00	0.00%
		200	Personnel Services - Benefits	\$0.00	\$0.00	0	0	\$0.00	\$0.00	\$0.00	\$0.00	\$0.00	0.00%
		600	Supplies	\$0.00	\$0.00	0	0	\$0.00	\$0.00	\$0.00	\$0.00	\$0.00	0.00%
3300				\$0.00	\$0.00	\$0.00	\$0.00	\$0.00	\$0.00	\$0.00	\$0.00	\$0.00	0.00%
Total 3000				\$405,774.00	\$405,774.00	\$0.00	\$0.00	\$405,774.00	\$363,141.06	-\$2,014.88	\$40,703.78	\$1,929.16	10.03%
5100	Debt Service	800	Other Objects	\$2,120,525.00	\$2,120,525.00	0	0	\$2,120,525.00	\$0.00	1,060,262.38	\$1,060,262.38	\$1,060,262.62	50.00%
		900	Other Financing Uses	\$4,620,000.00	\$4,620,000.00	0	0	\$4,620,000.00	\$0.00	0	\$0.00	\$4,620,000.00	0.00%
5100				\$6,740,525.00	\$6,740,525.00	\$0.00	\$0.00	\$6,740,525.00	\$0.00	\$1,060,262.38	\$1,060,262.38	\$5,680,262.62	15.73%
5200	Fund Transfers	900	Other Financing Uses	\$3,525,000.00	\$3,525,000.00	0	0	\$3,525,000.00	\$0.00	\$0.00	\$0.00	\$3,525,000.00	0.00%
5200				\$3,525,000.00	\$3,525,000.00	\$0.00	\$0.00	\$3,525,000.00	\$0.00	\$0.00	\$0.00	\$3,525,000.00	0.00%
5900	Budgetary Reserve	800	Other Objects	\$2,253,500.00	\$2,253,500.00	0	0	\$2,253,500.00	\$0.00	\$0.00	\$0.00	\$2,253,500.00	0.00%
5900				\$2,253,500.00	\$2,253,500.00	\$0.00	\$0.00	\$2,253,500.00	\$0.00	\$0.00	\$0.00	\$2,253,500.00	0.00%
Total 5000				\$12,519,025.00	\$12,519,025.00	\$0.00	\$0.00	\$12,519,025.00	\$0.00	\$1,060,262.38	\$1,060,262.38	\$11,458,762.62	8.47%
Totals for General Fund:				\$141,671,732.00	\$141,671,732.00	\$0.00	\$0.00	\$141,671,732.00	\$79,800,801.21	\$4,885,194.04	\$9,178,859.41	\$52,692,071.38	6.48%

**CONESTOGA HIGH SCHOOL
STUDENT ACTIVITY ACCOUNTS
July 31, 2017**

Account Number	Description	Balance @ 6/30/17	Disbursements	Receipts	Transfers	Balance @ 7/31/17
A 1	Miscellaneous	0.00				0.00
A 11	Spring Track	0.00	0.00	680.00	0.00	680.00
A 12	Boys Tennis	0.00	0.00		0.00	0.00
A 13	Girls Tennis	0.00	0.00		0.00	0.00
A 14	Boys Baseball	0.00	0.00	2,761.00	0.00	2,761.00
A 15	Golf	0.00	0.00	0.00	0.00	0.00
A 16	Boys Lacrosse	0.00	0.00	4,154.00	0.00	4,154.00
A 17	Boys Swimming	0.00	0.00	1,000.00	0.00	1,000.00
A 18	Girls Swimming	0.00	0.00	1,000.00	0.00	1,000.00
A 2	Football	0.00	0.00	5,512.00	0.00	5,512.00
A 21	Girls Softball	0.00	0.00	3,069.00		3,069.00
A 22	Girls Soccer	0.00	0.00	4,316.00		4,316.00
A 23	Girls Volleyball	0.00	0.00	3,170.00	0.00	3,170.00
A 24	Girls Lacrosse	0.00	0.00	3,796.00	0.00	3,796.00
A 3	Girls Hockey	0.00	0.00	3,938.00	0.00	3,938.00
A 4	Boys Soccer	0.00	0.00	4,316.00	0.00	4,316.00
A 5	Cross Country	0.00	0.00	0.00		0.00
A 6	Boys Basketball	0.00	0.00	4,682.00		4,682.00
A 7	Girls Basketball	0.00	0.00	4,640.00		4,640.00
A 8	Wrestling	0.00	0.00	675.00	0.00	675.00
A 9	Winter Track	0.00	0.00	0.00		0.00
B	1000 Cranes	90.66	0.00	0.00		90.66
B	2018 New Voters Club	50.00	0.00	0.00		50.00
B	A Voice For Vets	50.00	0.00	0.00		50.00
B	AASU	131.57	0.00	0.00	0.00	131.57
B	AASU Scholarship	134.26	0.00	0.00	0.00	134.26
B	Above the Influence	167.44	0.00	0.00	0.00	167.44
B	Academic Competition	1,071.47	0.00	0.00		1,071.47
B	Adopt-A-Grandparent	339.92	0.00	0.00		339.92
B	All about Soccer	301.25	0.00	0.00		301.25
B	All Girls Acapella Group	38.50	0.00	0.00		38.50
B	Animal Abuse Awareness	362.31	0.00	0.00		362.31
B	Anime Club	847.10	0.00	0.00		847.10
B	Anti Defamation League	11.07	0.00	0.00	0.00	11.07
B	AP Study Group	50.11	0.00	0.00		50.11
B	Architecture and Design	68.00	0.00	0.00		68.00
B	Art Reaching the Community	64.30	0.00	0.00		64.30
B	Asian American Club	1,960.42	0.00	0.00		1,960.42
B	Astronomy Club	192.12	0.00	0.00		192.12
B	Athletes Helping	319.08	0.00	0.00		319.08
B	Band Fund	2,747.76	0.00	0.00		2,747.76
B	Best Buddies	3,466.83	0.00	0.00	0.00	3,466.83
B	Bethesda Project	58.50	0.00	0.00	0.00	58.50

**CONESTOGA HIGH SCHOOL
STUDENT ACTIVITY ACCOUNTS
July 31, 2017**

Account Number	Description	Balance @ 6/30/17	Disbursements	Receipts	Transfers	Balance @ 7/31/17
B	Biology Club	1,597.21	0.00	0.00		1,597.21
B	Bowling Club	131.37		0.00		131.37
B	Bringing Hope Home	153.02	0.00	0.00		153.02
B	Build On Club	188.23	0.00	0.00		188.23
B	Cheerleaders Club	32.49	0.00	0.00		32.49
B	Chemistry Fund	715.21	0.00	0.00	0.00	715.21
B	Chess Fund	235.33	0.00	0.00		235.33
B	Choral Fund	753.87	0.00	0.00	0.00	753.87
B	CHS Fishing club	546.64	0.00	0.00	0.00	546.64
B	Clash of the Clans	50.09	0.00	0.00		50.09
B	Climate Change Awareness	50.00	0.00	0.00		50.00
B	Comic Club	125.97	0.00	0.00		125.97
B	Compositions for Cancer	71.45	0.00	0.00		71.45
B	Computer Science Club	530.33	0.00	0.00	0.00	530.33
B	Computers for Kids	75.22	0.00	0.00	0.00	75.22
B	Conestoga Coupons for a cause	50.07	0.00	0.00	0.00	50.07
B	Conestoga Cure	50.90	0.00	0.00	0.00	50.90
B	Conestoga Investment Club	19.51	0.00	0.00		19.51
B	Counter-Culture Club	50.00	0.00	0.00		50.00
B	Crew Club	626.22		0.00		626.22
B	Cricket Club	50.16		0.00		50.16
B	Cupcakes for Casa	1,634.28	0.00	0.00		1,634.28
B	Cure 4 Cam	50.00	0.00	0.00		50.00
B	Cycling Club	50.26	0.00	0.00		50.26
B	DECA	0.09	0.00	0.00		0.09
B	Doctor Who Club	50.00	0.00	0.00		50.00
B	Doctors without Borders	50.00	0.00	0.00		50.00
B	Drama club	2,112.23	0.00	0.00	0.00	2,112.23
B	Dream Academy	266.47	0.00	0.00		266.47
B	E Nable	256.87	0.00	0.00		256.87
B	EDGE	50.00	0.00	0.00		50.00
B	Education Enrichment Club	3.16	0.00	0.00		3.16
B	Environthon Team	116.75	0.00	0.00	0.00	116.75
B	ESL Club	1,837.33	0.00	0.00	0.00	1,837.33
B	Fall Drama Club	21,202.46	0.00	0.00	0.00	21,202.46
B	Fellowship of Christian Athletes	0.41	0.00	0.00	0.00	0.41
B	Fencing Club	1,947.46	0.00	0.00	0.00	1,947.46
B	Fighting Back	50.07	0.00	0.00	0.00	50.07
B	Film Production Club	181.00	0.00	0.00	0.00	181.00
B	FLITE	1,846.70	0.00	0.00	0.00	1,846.70
B	Foreign Language Fund	416.43	0.00	0.00		416.43
B	French Club	1,165.65	0.00	0.00		1,165.65
B	Game Theory	56.97	0.00	0.00	0.00	56.97

**CONESTOGA HIGH SCHOOL
STUDENT ACTIVITY ACCOUNTS
July 31, 2017**

Account Number	Description	Balance @ 6/30/17	Disbursements	Receipts	Transfers	Balance @ 7/31/17
B	Gay Straight Alliance	1,461.89	0.00	0.00	0.00	1,461.89
B	Gender Equality	155.57	0.00	0.00	0.00	155.57
B	Gene Club	55.09	0.00	0.00	0.00	55.09
B	Geocache Club	50.12	0.00	0.00	0.00	50.12
B	German Culture	1.59	0.00	0.00		1.59
B	Girls in STEM	50.05	0.00	0.00		50.05
B	Global Citizens Club	150.57		0.00		150.57
B	Greek Culture Club	228.92	0.00	0.00		228.92
B	Greening Stoga Task Force	1,033.37	0.00	0.00		1,033.37
B	Habitat For Humanity	548.46	0.00	0.00		548.46
B	Harry Potter Club	50.00	0.00	0.00		50.00
B	Hip Hop Club	8.76	0.00	0.00		8.76
B	Hispanic Club	1,447.39	0.00	0.00		1,447.39
B	Horticulture Club	1,496.60	0.00	0.00	0.00	1,496.60
B	Humankind Water Club	420.94	0.00	0.00	0.00	420.94
B	Interact	739.84	0.00	0.00		739.84
B	Intramural Club	194.47		0.00	0.00	194.47
B	Italian Club	966.74	0.00	0.00	0.00	966.74
B	Jewish Culture Club	60.93	0.00	0.00	0.00	60.93
B	Jr Classical League	0.35	0.00	0.00	0.00	0.35
B	Jr Statesmen	5,154.51	0.00	0.00		5,154.51
B	Key Club	2,155.45	0.00	0.00	0.00	2,155.45
B	Kpop	93.00	0.00	0.00		93.00
B	LINK	270.13	0.00	0.00		270.13
B	Lit Mag	285.57	0.00	0.00	0.00	285.57
B	Magic the Gathering	50.05	0.00	0.00	0.00	50.05
B	Manifest	1,599.48	0.00	0.00	0.00	1,599.48
B	Mental Health Awareness Club	50.07	0.00	0.00	0.00	50.07
B	Model UN Club	1,683.68	3,185.00	0.00	0.00	(1,501.32)
B	Motorsports Club	370.24	0.00	0.00	0.00	370.24
B	MSA	212.10	0.00	0.00	0.00	212.10
B	Mudders Club	(419.91)	0.00	0.00	0.00	(419.91)
B	Music Inspires Change	0.00	0.00	0.00	0.00	0.00
B	Musicians' Guild	1,593.18	0.00	0.00		1,593.18
B	NAHS	392.45	0.00	0.00	0.00	392.45
B	NA Alliance End Homelessness	50.00	0.00	0.00	0.00	50.00
B	National History Comp.	70.57	0.00	0.00	0.00	70.57
B	Navigate	22.74	0.00	0.00	0.00	22.74
B	Northern Children's serv	167.92	0.00	0.00	0.00	167.92
B	Objectivist Club	50.11	0.00	0.00		50.11
B	Operation Oncology	50.08	0.00	0.00		50.08
B	Origami Club	50.00	0.00	0.00		50.00
B	Paddle Tennis	50.83	0.00	0.00		50.83

**CONESTOGA HIGH SCHOOL
STUDENT ACTIVITY ACCOUNTS
July 31, 2017**


Account Number	Description	Balance @ 6/30/17	Disbursements	Receipts	Transfers	Balance @ 7/31/17
B	Paintball Club	50.00	0.00	0.00		50.00
B	Parts for Hearts	396.45	0.00	0.00		396.45
B	PB&J Club	0.00	0.00	0.00		0.00
B	Peer Mediation	2,498.94	0.00	0.00	0.00	2,498.94
B	Philosophy Club	120.22	0.00	0.00	0.00	120.22
B	Photography Club	903.96	0.00	0.00		903.96
B	Physics Club	50.34		0.00		50.34
B	Pilates Club	50.00		0.00		50.00
B	Piodanco	435.99	0.00	0.00		435.99
B	Pioneer Pit Club	50.00	0.00	0.00		50.00
B	Puppy PALS	181.30	0.00	0.00		181.30
B	Racquet Sports club	50.00	0.00	0.00		50.00
B	Reach	1,187.39	0.00	0.00		1,187.39
B	Red Cross	143.04	0.00	0.00		143.04
B	Renaissance Reenactment club	50.00	0.00	0.00		50.00
B	Richard Wright Project	50.11	0.00	0.00		50.11
B	Robotics Club	319.82	0.00	0.00	0.00	319.82
B	Ryan's Case for Smiles	3,894.58	0.00	0.00		3,894.58
B	SADD	1,626.09	0.00	0.00		1,626.09
B	SAFE	1,214.23	0.00	0.00		1,214.23
B	SAVES	463.29	0.00	0.00		463.29
B	Science Olympiad	4,312.17	0.00	0.00		4,312.17
B	Secrets To a Long Life	80.17	0.00	0.00		80.17
B	SEPA	50.00	0.00	0.00		50.00
B	Shine	121.13	0.00	0.00	0.00	121.13
B	Ski Club	389.46	0.00	0.00	0.00	389.46
B	Smiles for Autism	791.87	0.00	0.00	0.00	791.87
B	SOAR	50.17	0.00	0.00	0.00	50.17
B	Soccer Club	9,390.12	0.00	0.00	0.00	9,390.12
B	South Asia Culture Club	251.56	0.00	0.00	0.00	251.56
B	Spoke	11,478.15	0.00	0.00		11,478.15
B	Sports Debate Club	50.00	0.00	0.00		50.00
B	Squash Club	101.94	0.00	0.00		101.94
B	Stage Crew	785.43	0.00	0.00	0.00	785.43
B	Standing Together	0.00	0.00	0.00		0.00
B	STEAM	50.11	0.00	0.00		50.11
B	Stoga Connects	50.30	0.00	0.00		50.30
B	Stoga Echoes	175.63	0.00	0.00		175.63
B	Stoga Green Peace	103.20	0.00	0.00		103.20
B	Stoga Hope	1,125.81	0.00	0.00		1,125.81
B	Stoga Launch	50.00	0.00	0.00		50.00
B	Stoga Music Crusade	117.70	0.00	0.00		117.70
B	Stoga Music Theatre	22,604.49	4,889.00	0.00		17,715.49

**CONESTOGA HIGH SCHOOL
STUDENT ACTIVITY ACCOUNTS
July 31, 2017**

Account Number	Description	Balance @ 6/30/17	Disbursements	Receipts	Transfers	Balance @ 7/31/17
B	Stoga Sierra	0.00	0.00	0.00		0.00
B	Stoga Slam League	50.18	0.00	0.00		50.18
B	Stoga Steppers	82.94	0.00	0.00		82.94
B	Stoga Study Buddies	195.93	0.00	0.00		195.93
B	Stogabundance	103.73	0.00	0.00		103.73
B	Student to Student	73.48	0.00	0.00		73.48
B	Student United Way Club	133.39	0.00	0.00		133.39
B	t/e Kids Care	93.43	0.00	0.00		93.43
B	Take a Blink for Pink	815.45	0.00	0.00		815.45
B	Technology Student Assoc	1,292.98	0.00	0.00	0.00	1,292.98
B	TED X	50.26	0.00	0.00		50.26
B	TEEC Club	50.11	0.00	0.00		50.11
B	Tennis to a Future Club	62.25	0.00	0.00		62.25
B	The Book Club	50.30	0.00	0.00		50.30
B	The Cappies	375.38	0.00	0.00	0.00	375.38
B	The First Tea	50.25	0.00	0.00		50.25
B	The Pulsera Project	(0.00)	0.00	0.00	0.00	(0.00)
B	Together We Rise	50.12	0.00	0.00		50.12
B	Tri-M Music Honor Society	394.38	0.00	0.00	0.00	394.38
B	TV Production	808.34	0.00	0.00		808.34
B	Underwater Robotics Team	345.03	0.00	0.00	0.00	345.03
B	UNHCR	182.82	0.00	0.00	0.00	182.82
B	Unicef	513.40	0.00	0.00	0.00	513.40
B	Vegetarian Club	54.06	0.00	0.00		54.06
B	Volleyball	530.36		0.00		530.36
B	We for She	50.00		0.00		50.00
B	Wear it Share it	50.00		0.00		50.00
B	Wishes for the Wild	70.40	0.00	0.00		70.40
B	Women in Politics	50.23	0.00	0.00		50.23
B	Wounded Warrior Project	180.55	0.00	0.00		180.55
B	Yearbook	30,709.59	0.00	0.00		30,709.59
B	Young Advocates for Designers	50.07	0.00	0.00		50.07
B	Young Democrats Club	104.05	0.00	0.00		104.05
B	Young Economists Club	50.00	0.00	0.00		50.00
B	Young Republicans Club	158.23		0.00		158.23
B	Young Republicrats	50.00	0.00	0.00	0.00	50.00
B	Young Socialists Club	50.00	0.00	0.00		50.00
C	Class of 2017	4,151.24	0.00	0.00	0.00	4,151.24
C	Class of 2018	5,358.22	0.00	0.00		5,358.22
C	Class of 2019	5,665.20	0.00	0.00		5,665.20
C	Class of 2020	4,802.38	0.00	0.00		4,802.38
C	Class of 2021	500.00	0.00	0.00		500.00
D	Clearing Account	3,312.66	0.00	0.00	0.00	3,312.66

**CONESTOGA HIGH SCHOOL
STUDENT ACTIVITY ACCOUNTS
July 31, 2017**

Account Number	Description	Balance @ 6/30/17	Disbursements	Receipts	Transfers	Balance @ 7/31/17
D	Field Trip Account	2,453.00	0.00	0.00	0.00	2,453.00
D	Interest Income	1,080.24	0.00	179.06		1,259.30
E	Beautification	5,482.35	0.00	0.00	0.00	5,482.35
E	NHS	292.20	0.00	0.00		292.20
E	Student Body Fund	25,517.58	0.00	0.00	0.00	25,517.58
E	Student Council	14,828.57	350.00	0.00	0.00	14,478.57
E	Testing Service	(3,018.85)	0.00	0.00	0.00	(3,018.85)
	Totals	249,316.09	8,424.00	47,888.06	0.00	288,780.15

Approved 

Date 8-25-17

**T/E MIDDLE SCHOOL
STUDENT ACTIVITY ACCOUNTS
July 31, 2017**

Account Number	Description	Balance @ 6/30/2017	Disbursements	Receipts	Transfers	Balance @ 7/31/2017
1001	Misc Athletics	\$ 2,735.80				\$ 2,735.80
1002	Football	\$ -	\$ -			\$ -
1003	Hockey	\$ -		\$ -		\$ -
1004	Soccer	\$ -	\$ -			\$ -
1005	Volleyball	\$ -	\$ -			\$ -
1006	Basketball	\$ -	\$ -			\$ -
1007	Wrestling	\$ -		\$ -		\$ -
1008	Softball	\$ -	\$ -			\$ -
1009	Baseball	\$ -	\$ -			\$ -
1010	Lacrosse	\$ -	\$ -			\$ -
2001	Yearbook	\$ 6,586.56	\$ 9,024.05	\$ 60.00		\$ (2,377.49)
2003	Junior Model UN	\$ 329.00		\$ 6.00		\$ 335.00
2004	Student Council	\$ 1,422.68	\$ 349.73	\$ -		\$ 1,072.95
2005	Cultural Clubs	\$ (324.84)	\$ -	\$ -		\$ (324.84)
3001	Tech Ed	\$ -				\$ -
3002	5th/6th Trips-Extracurr.	\$ -	\$ -	\$ -		\$ -
3003	7th Williamsburg	\$ (5,000.00)	\$ -	\$ 5,000.00		\$ -
3004	8th Hershey	\$ (55.00)	\$ -	\$ -		\$ (55.00)
3006	8th Washington DC	\$ 259.92				\$ 259.92
4004	Media Center	\$ 156.89				\$ 156.89
4007	Miscellaneous	\$ 2,327.84	\$ -	\$ 10.00		\$ 2,337.84
4008	Interest	\$ 138.15	\$ 138.15	\$ 20.91		\$ 20.91
4010	Student Body Account	\$ 2,377.06	\$ -	\$ 138.15		\$ 2,515.21
5001	Music	\$ 3,380.00	\$ 268.40	\$ -		\$ 3,111.60
5002	5/6 & 7/8 Plays	\$ 5,792.98	\$ 1,646.18			\$ 4,146.80
6001	Gr 5 Trips & Programs	\$ 5,223.00	\$ -	\$ -		\$ 5,223.00
6002	Gr 6 Trips & Programs	\$ 4,398.00	\$ -	\$ -		\$ 4,398.00
6003	Gr 7 Trips & Programs	\$ 1,550.00				\$ 1,550.00
6004	Gr 8 Trips & Programs	\$ (299.99)				\$ (299.99)
						\$ -
	Totals	\$ 30,998.05	\$ 11,426.51	\$ 5,235.06		\$ 24,806.60

Approved A Phillips

Valley Forge Middle School

Student Activities Accounts

July 31, 2017

REVISED

Account Number	Description	Balance @ 6/30/17	Disbursements	Receipts	Transfers	Balance @ 7/31/17
A 1001	Miscellaneous	461.54				461.54
A 1002	Football	0.00				0.00
A 1003	Hockey	0.00				0.00
A 1004	Soccer	0.00				0.00
A 1005	Volleyball	0.00				0.00
A 1006	Basketball	0.00				0.00
A 1007	Wrestling	0.00				0.00
A 1008	Track	0.00				0.00
A 1009	Baseball	0.00				0.00
A 1010	Softball	0.00				0.00
A 1011	Lacrosse	0.00				0.00
C 2003	VF Track Club	7,255.78	17.00	280.00		7,518.78
C 2004	Builders Club	3,043.91				3,043.91
C 2005	Model UN Club	1,395.51				1,395.51
C 2007	Odyssey of Mind	0.00				0.00
C2008	Future Cities	73.70				73.70
C 2009	Girl Up!	194.68				194.68
F 3002	Williamsburg Trip	(5,080.43)		72.00		(5,008.43)
F 3005	Grade 5 Trips	5,219.95				5,219.95
F 3006	Grade 6 Trips	14,963.64				14,963.64
F 3007	Grade 7 Trips	563.02				563.02
F 3008	Grade 8 Trips	50,957.78	8,480.00			42,477.78
G 4001	Student Body Acct	121.43				121.43
G 4003	Yearbook	21,269.54		40.00		21,309.54
G 4004	Student Council	7,495.93		302.62		7,798.55
G 4007	Interest	302.62	317.62	50.51		35.51
G 4008	School Store	623.47				623.47
G 4009	Drama	12.90				12.90
G 4011	Musical Fund	1,337.70				1,337.70
G 4012	Community Service	897.58				897.58
M 5001	Band Fund	117.27				117.27
M 5002	Vocal/String Music	0.00				0.00
M 5003	Music Trip Acct.	3,279.46				3,279.46
T 6001	5th Grade Teams	0.00				0.00
T 6002	6th Grade Teams	1,884.21				1,884.21
T 6003	7th Grade Teams	633.57				633.57
T 6004	8th Grade Teams	1,000.56				1,000.56
	Totals	118,025.32	8,814.62	745.13		109,955.83
	Approved: <i>Matthew L Gibson</i>					

TREDYFFRIN/EASTTOWN SCHOOL DISTRICT
CAPITAL PROJECTS FUNDS
August, 2017

CASH	7,145,933.90	
INVESTMENTS	3,430,000.00	
DUE FROM/(TO) OTHER FUNDS		
ACCOUNTS PAYABLE		
TOTAL ASSETS		\$10,575,933.90
BEGINNING FUND BALANCE	\$10,504,797.47	
REVENUE	71,136.43	
EXPENDITURES		
ENCUMBRANCES		
AS OF August 2017		\$10,575,933.90

**TREDYFFRIN/EASTTOWN SCHOOL DISTRICT
CAPITAL PROJECTS BONDS FUNDS
August, 2017**

CASH	\$4,701,640.08	
INVESTMENTS	4,695,150.51	
DUE FROM/(TO) OTHER FUNDS	(\$1,763,964.39)	
ACCOUNTS PAYABLE	(\$2,767,217.00)	
TOTAL ASSETS		\$4,865,609.20
BEGINNING FUND BALANCE	\$9,385,709.20	
REVENUE	\$0.00	
EXPENDITURES	(\$1,752,883.00)	
ENCUMBRANCES	(\$2,767,217.00)	
AS OF August 2017		\$4,865,609.20

TREDYFFRIN EASTTOWN SCHOOL DISTRICT
CHECK REGISTER
FROM 8/1/17 TO 8/31/17

Check Number	Check Date	Vendor Name	Transaction Amount
116804	08/04/2017	AARON SOLUTIONS COMPANY	\$1,694.00
116805	08/04/2017	ADVANCED AIR SERVICE GROUP	\$4,400.00
116806	08/04/2017	ANTHONY, JANE B	\$487.50
116807	08/04/2017	APPLE INC	\$12,657.00
116808	08/04/2017	AQUA PENNSYLVANIA, INC.	\$6,605.74
116809	08/04/2017	ARBEN SEVA	\$1,876.75
116810	08/04/2017	ATHLETIC FIELDS OF AMERICA, INC.	\$81,900.00
116811	08/04/2017	AUSTILL'S REHABILITATION SERVICES	\$26,475.13
116812	08/04/2017	B & H PHOTO VIDEO INC	\$378.05
116800	08/04/2017	BENEFIT ALLOCATION SYSTEMS	\$746.30
116801	08/04/2017	BENEFIT ALLOCATION SYSTEMS	\$275.01
116813	08/04/2017	BLICK ART MATERIALS LLC	\$2,471.91
116814	08/04/2017	BSN SPORTS	\$4,206.51
116815	08/04/2017	CAMCOR, INC.	\$2,000.00
116816	08/04/2017	CAPP INC	\$296.44
116817	08/04/2017	CAROLINA BIOLOGICAL SUPPLY CO	\$2,630.87
116818	08/04/2017	CDW COMPUTERS CENTERS INC	\$7,931.97
116819	08/04/2017	CHESTER COUNTY I U	\$13,233.81
116820	08/04/2017	CHESTER COUNTY TAX CLAIM BUREAU	\$3,297.66
116821	08/04/2017	CLEMENS UNIFORM	\$136.64
116822	08/04/2017	COMCAST CABLE	\$149.59
116823	08/04/2017	COMMONWEALTH OF PENNSYLVANIA	\$79.00
116824	08/04/2017	COMMUNITY INTEGRATED SERVICES	\$8,193.75
116825	08/04/2017	CONSTELLATION NEW ENERGY	\$12,971.06
116826	08/04/2017	CORWIN PRESS INC	\$118.80
116827	08/04/2017	CREATIVE TEACHING PRESS	\$1,203.43
116828	08/04/2017	CRITICARE HOME HEALTH & NURSING	\$3,397.50
116829	08/04/2017	DELTA DENTAL	\$48,804.71
116830	08/04/2017	DELTA-T GROUP	\$4,744.30
116831	08/04/2017	DOBI ENTERPRISES, INC	\$303.12
116832	08/04/2017	DON JOHNSTON INC	\$2,430.00
116833	08/04/2017	DONALD E REISINGER INC	\$143,875.84
116834	08/04/2017	DR. JESSY SANDOVAL-BARRETT	\$6,506.87
116835	08/04/2017	DVASBO	\$150.00
116836	08/04/2017	EADDY ENVIRONMENTAL SOLUTIONS	\$8,448.00
116837	08/04/2017	EDULOG	\$621.00
116838	08/04/2017	FEDEX	\$631.49
116802	08/04/2017	FLITE	\$76.64
116839	08/04/2017	FULL COMPASS SYSTEMS, LTD.	\$72.19
116840	08/04/2017	FUN & FUNCTION	\$1,441.79
116841	08/04/2017	FUNK, DORIS	\$144.00
116842	08/04/2017	GE MONEY BANK/AMAZON	\$1,300.52
116843	08/04/2017	GET GO INC	\$660.00
116844	08/04/2017	GOOSE SQUAD, LLC	\$675.00
116845	08/04/2017	GOPHER SPORT	\$209.70
116846	08/04/2017	GOVCONNECTION, INC.	\$36,168.00
116848	08/04/2017	HIDEKI MOCHIZUKI	\$37.60
116849	08/04/2017	HMH SUPPLEMENTAL	\$6,915.30
116850	08/04/2017	INTERSTATE MAINTENANCE CORP	\$8,027.25
116851	08/04/2017	INTERSTATE MUSIC SUPPLY	\$1,862.15

TREDYFFRIN EASTTOWN SCHOOL DISTRICT
CHECK REGISTER
FROM 8/1/17 TO 8/31/17

Check Number	Check Date	Vendor Name	Transaction Amount
116852	08/04/2017	L.J. PAOLELLA CONSTRUCTION, INC.	\$64,823.76
116853	08/04/2017	LAKESHORE LEARNING MATERIALS	\$4,495.54
116854	08/04/2017	LAUBACH CANDACE	\$47.60
116855	08/04/2017	LETTIS, NANCY	\$600.80
116856	08/04/2017	LINDENMEYR MUNROE	\$52.90
116857	08/04/2017	LITTLEWOOD, PATRICIA	\$420.00
116858	08/04/2017	MAIN LINE REHABILITATION ASSOCIATES	\$670.00
116859	08/04/2017	MCGRAW-HILL SCHOOL EDU HOLDINGS LLC	\$3,005.28
116860	08/04/2017	MEDCO SUPPLY CO	\$213.70
116861	08/04/2017	MELMARK INC	\$7,579.00
116862	08/04/2017	MERIT SERVICE SOLUTIONS	\$1,365.00
116863	08/04/2017	METCO SUPPLY INC	\$1,307.29
116864	08/04/2017	MJF ELECTRICAL CONTRACTING, INC.	\$150.00
116865	08/04/2017	MUSIC & ARTS CENTER	\$1,294.03
116866	08/04/2017	MYCO MECHANICAL, INC.	\$68,143.59
116867	08/04/2017	N E C CORPORATION OF AMERICA	\$922.05
116868	08/04/2017	NAPA PARTS SERVICE COMPANY	\$43.66
116869	08/04/2017	NASCO	\$378.65
116870	08/04/2017	NATIONAL ART & SCHOOL SUPPLIES	\$185.50
116871	08/04/2017	NAT'L ELEVATOR INSPECTION SERVICE	\$648.00
116872	08/04/2017	NAVIANCE, INC.	\$7,451.00
116873	08/04/2017	OFFICE BASICS INC	\$3,240.00
116874	08/04/2017	OFFICE DEPOT	\$8,315.69
116875	08/04/2017	OMNILIFT	\$2,426.75
116876	08/04/2017	OPTUS, INC.	\$1,271.95
116877	08/04/2017	ORIENTAL TRADING COMPANY INC	\$615.93
116878	08/04/2017	ORKIN PEST CONTROL	\$589.74
116879	08/04/2017	OTTO HONYAK CONSTRUCTION	\$11,654.71
116880	08/04/2017	PATRIOT PEST SOLUTIONS	\$870.00
116881	08/04/2017	PEARSON EDUCATION	\$12,041.62
116882	08/04/2017	PECO ENERGY COMPANY	\$9,024.76
116883	08/04/2017	PENN HOLO SAW	\$143.98
116884	08/04/2017	PENNA ASSOC OF SCH BUS OFF	\$430.00
116885	08/04/2017	PERFECTION LEARNING CORP	\$502.98
116886	08/04/2017	PERKINS/T P TRAILERS	\$85.99
116887	08/04/2017	PHILIPS BROTHERS ELECTRICAL	\$378.90
116888	08/04/2017	PITNEY BOWES GLOBAL FINANCIAL SERV.	\$963.84
116889	08/04/2017	PITNEY BOWES SUPPLY LINE	\$76.49
116890	08/04/2017	PITSCO INC	\$437.70
116891	08/04/2017	PORTA PHONE COMPANY	\$164.50
116892	08/04/2017	PROFESSIONAL DUPLICATING, INC.	\$294.00
116893	08/04/2017	PROSHRED SECURITY	\$70.00
116894	08/04/2017	QUILL CORPORATION	\$7.00
116895	08/04/2017	RICOH USA INC	\$4,950.33
116896	08/04/2017	S & S WORLDWIDE GAMES INC	\$155.72
116897	08/04/2017	S A N E	\$2,937.59
116847	08/04/2017	SCHOLASTIC LIBRARY PUBLISHING	\$50.13
116898	08/04/2017	SCHOOL SPECIALTY, INC.	\$3,494.18
116899	08/04/2017	SIMPLEX GRINNELL	\$1,286.12
116900	08/04/2017	SINGER EQUIPMENT COMPANY INC	\$44,890.94

TREDYFFRIN EASTTOWN SCHOOL DISTRICT
CHECK REGISTER
FROM 8/1/17 TO 8/31/17

Check Number	Check Date	Vendor Name	Transaction Amount
116901	08/04/2017	SLOBOJAN MARIE	\$255.30
116902	08/04/2017	SPORTSMANS	\$28.02
116903	08/04/2017	STANDARD STATIONERY SUPPLY CO	\$305.75
116904	08/04/2017	STEREO OPTICAL COMPANY	\$102.00
116905	08/04/2017	SUNLIFE ASSURANCE CO OF CANADA	\$2,368.53
116906	08/04/2017	SUPERIOR PLUS ENERGY SERVICES, INC	\$471.12
116907	08/04/2017	TAGUE LUMBER	\$312.52
116908	08/04/2017	TEACHERS DISCOVERY	\$268.69
116909	08/04/2017	THE SHERWIN-WILLIAMS COMPANY	\$679.61
116910	08/04/2017	TIEDE SUSAN	\$824.16
116911	08/04/2017	TIME FOR KIDS	\$396.00
116912	08/04/2017	TREDYFFRIN TOWNSHIP	\$2,625.00
116913	08/04/2017	TRIDENT LAND TRANSFER	\$180.29
116803	08/04/2017	TRUMARK FINANCIAL CREDIT UNION	\$3,117.00
116914	08/04/2017	UNUM LIFE INSURANCE CO OF	\$1,586.60
116915	08/04/2017	VANGUARD SCHOOL	\$3,776.94
116916	08/04/2017	VARIETY CLUB CAMP & DEVELOP	\$28,060.00
116917	08/04/2017	VIDELOCK JOYCE	\$176.00
116918	08/04/2017	VIRCO MFG CORPORATION	\$206.80
116919	08/04/2017	VISUAL SOUND CO	\$12,963.00
116920	08/04/2017	W B MASON COMPANY, INC	\$1,490.00
116921	08/04/2017	W W GRAINGER'S INC	\$5,048.78
116922	08/04/2017	WARD'S SCIENCE	\$99.40
116923	08/04/2017	WATERS, DANIEL	\$180.80
116924	08/04/2017	WEST MUSIC COMPANY	\$61.75
116925	08/04/2017	WILLIS OF PENNSYLVANIA, INC.	\$20,742.00
116926	08/04/2017	WRIGHT, ELAINE	\$198.00
116927	08/11/2017	AARON SOLUTIONS COMPANY	\$1,232.00
116928	08/11/2017	AERIAL SIGNS & AWNINGS, INC.	\$7,400.00
116929	08/11/2017	ALLISON, SCOTT	\$88.92
116930	08/11/2017	ANGELO'S CLEANING INC	\$4,436.19
116931	08/11/2017	BAIRD & RUDOLPH TIRE CO INC	\$224.95
116932	08/11/2017	BAYUS, STEPHEN	\$2,207.43
116934	08/11/2017	BLICK ART MATERIALS LLC	\$76.58
116935	08/11/2017	BRAINPOP.COM	\$8,083.12
116936	08/11/2017	CAMCOR, INC.	\$238.19
116937	08/11/2017	CAROLINA BIOLOGICAL SUPPLY CO	\$7,203.80
116938	08/11/2017	CDW COMPUTERS CENTERS INC	\$74.14
116939	08/11/2017	CENGAGE LEARNING	\$60,255.00
116940	08/11/2017	CHESTER COUNTY TREASURER	\$52.50
116941	08/11/2017	CHRISTOPHER J ANNAS	\$3,946.45
116942	08/11/2017	CJ COMPLETE CLEANING SERVICE, LLC	\$30,600.85
116943	08/11/2017	CLEMENS UNIFORM	\$68.32
116944	08/11/2017	COLONIAL ELECTRIC SUPPLY CO IN	\$4,457.46
116945	08/11/2017	COMMUNITY FLOOR, INC	\$226.95
116946	08/11/2017	CONESTOGA CREW CLUB	\$14,700.00
116947	08/11/2017	D. ARMSTRONG INSTALLATIONS	\$4,840.00
116948	08/11/2017	DECKMAN ELECTRIC INC	\$26.40
116949	08/11/2017	DEMCO INC	\$1,591.78
116950	08/11/2017	DIAMOND ROCK LLC	\$11,130.00

TREDYFFRIN EASTTOWN SCHOOL DISTRICT
CHECK REGISTER
FROM 8/1/17 TO 8/31/17

Check Number	Check Date	Vendor Name	Transaction Amount
116951	08/11/2017	DONALD E REISINGER INC	\$7,429.30
116952	08/11/2017	DUFF SUPPLY COMPANY	\$4,944.06
116953	08/11/2017	ENVIRONMENTAL ENTERPRISES, INC.	\$1,463.00
116954	08/11/2017	FENCCO INC	\$313.00
116955	08/11/2017	FOLLETT SCHOOL SOLUTIONS, INC.	\$6,434.58
116956	08/11/2017	FRANKLIN CLEANING EQUIP. & SUPPLY	\$1,707.95
116957	08/11/2017	GLOBAL DATA CONSULTANTS, LLC	\$14,212.00
116958	08/11/2017	GOPHER SPORT	\$71.60
116959	08/11/2017	HEINEMANN	\$125.40
116960	08/11/2017	HILLYARD - DELAWARE VALLEY	\$512.28
116961	08/11/2017	HMH SUPPLEMENTAL	\$386.16
116962	08/11/2017	HOME DEPOT	\$0.00
116963	08/11/2017	HOOVER STEEL	\$215.96
116965	08/11/2017	INTERSTATE MAINTENANCE CORP	\$25,253.13
116966	08/11/2017	JOHNSON CONTROLS INC	\$4,824.00
116967	08/11/2017	JOHNSTON, MATTHEW & CELIA	\$8,228.90
116968	08/11/2017	JOHNSTONE SUPPLY OF DOWNINGTOWN	\$51.78
116969	08/11/2017	JOSEPH GARTLAND INC	\$460.00
116970	08/11/2017	KENCREST SERVICES	\$1,080.00
116971	08/11/2017	KIPLINGER	\$49.00
116972	08/11/2017	L STEWART BROWN	\$1,725.34
116973	08/11/2017	LAKESHORE LEARNING MATERIALS	\$1,382.69
116974	08/11/2017	M & M LANDSCAPING, LLC	\$12,757.44
116975	08/11/2017	MACK SERVICE GROUP	\$2,224.39
116976	08/11/2017	MAIN LINE MOWER INC	\$749.99
116977	08/11/2017	MC MASTER-CARR	\$1,825.23
116978	08/11/2017	MERIT SERVICE SOLUTIONS	\$1,170.00
116979	08/11/2017	MR. & MRS. STEPHEN DZURY	\$32,918.00
116980	08/11/2017	MUSIC & ARTS CENTER	\$835.48
116981	08/11/2017	NASCO	\$642.94
116982	08/11/2017	NATIONAL ART & SCHOOL SUPPLIES	\$622.28
116933	08/11/2017	O'BRIEN, BEVERLY	\$48.04
116983	08/11/2017	OFFICE DEPOT	\$8,151.12
116984	08/11/2017	PATHWAY BOOK SERVICE	\$52.48
116985	08/11/2017	PENNA ASSOC OF SCH BUS OFF	\$250.00
116986	08/11/2017	PERFECTION LEARNING CORP	\$1,217.04
116987	08/11/2017	PITNEY BOWES GLOBAL FINANCIAL SERV.	\$0.00
116988	08/11/2017	PLAQUES AND SUCH	\$686.74
116989	08/11/2017	POCALYKO JEANNE	\$367.36
116990	08/11/2017	POWERSCHOOL GROUP, LLC	\$2,520.00
116991	08/11/2017	PROASYS	\$850.00
116992	08/11/2017	PROFESSIONAL DUPLICATING, INC.	\$497.94
116993	08/11/2017	PYRAMID SCHOOL PRODUCTS	\$275.74
116994	08/11/2017	RATNA SHEKHAR	\$304.80
116995	08/11/2017	REALLY GOOD STUFF INC	\$151.05
116996	08/11/2017	RICOH USA INC	\$1,254.00
116997	08/11/2017	SAFETY SOLUTIONS INC	\$52.65
116998	08/11/2017	SCHOLASTIC CLASSROOM MAGAZINES	\$4,355.12
116999	08/11/2017	SCHOOL HEALTH CORP	\$2,140.66
117001	08/11/2017	SCHOOL SPECIALTY, INC.	\$23.15

TREDYFFRIN EASTTOWN SCHOOL DISTRICT
CHECK REGISTER
FROM 8/1/17 TO 8/31/17

Check Number	Check Date	Vendor Name	Transaction Amount
117000	08/11/2017	SCHOOL SPECIALTY, INC.	\$3,229.70
117002	08/11/2017	SETON IDENTIFICATION PRODUCTS	\$159.85
117003	08/11/2017	SITEONE LANDSCAPE SUPPLY, LLC	\$140.43
117004	08/11/2017	SMONDROWSKI MATTHEW	\$18.94
117005	08/11/2017	SOUTHERN COMPUTER WAREHOUSE	\$5,504.08
117006	08/11/2017	SPHERO	\$909.93
117007	08/11/2017	SPOK, INC.	\$22.83
117008	08/11/2017	SPORTSMANS	\$347.76
117009	08/11/2017	STAFFING PLUS INC	\$1,063.75
117010	08/11/2017	STONE CARE MANAGEMENT, INC.	\$698.50
116964	08/11/2017	SUPPLYWORKS	\$210.35
117011	08/11/2017	THE CERAMIC SHOP	\$485.00
117012	08/11/2017	TOM DOOR EXXON SERVICE	\$125.00
117013	08/11/2017	TOWN SUPPLY CO INC	\$1,150.04
117014	08/11/2017	TREDYFFRIN TOWNSHIP	\$150.00
117015	08/11/2017	TREDYFFRIN TOWNSHIP	\$3,017.08
117016	08/11/2017	TRIPLE CROWN SPORTS	\$433.15
117017	08/11/2017	U S BANK	\$538.75
117018	08/11/2017	UNITED PARCEL SERVICE	\$141.23
117019	08/11/2017	VERIZON	\$232.43
117020	08/11/2017	W B MASON COMPANY, INC	\$957.32
117021	08/11/2017	WASTE MANAGEMENT OF PENNA	\$1,220.80
117022	08/11/2017	WINDSTREAM HOLDINGS, INC.	\$1,889.77
117023	08/11/2017	WINDSTREAM HOLDINGS, INC.	\$1,210.20
117024	08/11/2017	WM LAMPTRACKER, INC	\$654.00
117025	08/11/2017	WYATT ELEVATOR COMPANY	\$865.00
117030	08/18/2017	AARON SOLUTIONS COMPANY	\$622.00
117031	08/18/2017	ALL AMERICAN/RIDDELL	\$63.89
117032	08/18/2017	ALLEGHENY EDUCATIONAL SYSTEMS	\$30,971.88
117033	08/18/2017	ALZO DIGITAL, LLC	\$336.45
117034	08/18/2017	AMERICAN ASSOCIATION OF SUICIDOLOGY	\$70.00
117035	08/18/2017	ANDREA LYON	\$1,320.00
117036	08/18/2017	APPLE INC	\$11,284.00
117037	08/18/2017	ARBEN SEVA	\$249.47
117038	08/18/2017	BACKDROP EXPRESS	\$219.90
117039	08/18/2017	BARNES & NOBLE BOOKSTORES INC	\$205.95
117027	08/18/2017	BENEFIT ALLOCATION SYSTEMS	\$275.01
117026	08/18/2017	BENEFIT ALLOCATION SYSTEMS	\$746.30
117040	08/18/2017	BERWYN NEWS AGENCY	\$5,952.00
117041	08/18/2017	BFI WASTE SERVICES OF PA, LLC	\$874.80
117042	08/18/2017	BSN SPORTS	\$2,583.64
117043	08/18/2017	CALLOWAY HOUSE INC	\$152.90
117044	08/18/2017	CAMCOR, INC.	\$2,804.28
117045	08/18/2017	CENGAGE LEARNING	\$5,412.60
117046	08/18/2017	CHESTER COUNTY I U	\$701,832.50
117047	08/18/2017	CHILDREN'S PLUS INC.	\$480.17
117048	08/18/2017	CM REGENT, LLC	\$13,476.24
117049	08/18/2017	COLONIAL ELECTRIC SUPPLY CO IN	\$15,519.91
117050	08/18/2017	COMCAST CABLE	\$23.22
117051	08/18/2017	CONCENTRICS INC	\$1,000.00

TREDYFFRIN EASTTOWN SCHOOL DISTRICT
CHECK REGISTER
FROM 8/1/17 TO 8/31/17

Check Number	Check Date	Vendor Name	Transaction Amount
117052	08/18/2017	CRITICARE HOME HEALTH & NURSING	\$3,397.50
117053	08/18/2017	CYNTHIA WHITE	\$234.20
117054	08/18/2017	DELTA-T GROUP	\$5,360.52
117055	08/18/2017	DEMCO INC	\$302.36
117056	08/18/2017	DEVEREUX FOUNDATION	\$612.00
117057	08/18/2017	EASTTOWN TOWNSHIP SEWER RENTAL	\$478.58
117058	08/18/2017	FEDEX	\$21.62
117059	08/18/2017	FENCCO INC	\$1,350.00
117028	08/18/2017	FLITE	\$76.64
117060	08/18/2017	FOLLETT SCHOOL SOLUTIONS, INC.	\$1,800.10
117061	08/18/2017	FOOD SAFETY SOLUTIONS, INC	\$1,513.36
117062	08/18/2017	FRANKLIN CLEANING EQUIP. & SUPPLY	\$3,923.81
117063	08/18/2017	GLOBAL EQUIPMENT CO	\$141.08
117064	08/18/2017	GOPHER SPORT	\$67.74
117065	08/18/2017	HANOVER UNIFORM COMPANY	\$1,494.80
117066	08/18/2017	HEALTH MATS CO	\$28.83
117067	08/18/2017	HMH SUPPLEMENTAL	\$10,669.95
117068	08/18/2017	IRON MOUNTAIN	\$301.04
117069	08/18/2017	JAMF SOFTWARE	\$4,560.00
117070	08/18/2017	JIM KOVEOS	\$5,642.26
117071	08/18/2017	JOHN W GOLDSCHMIDT JR	\$2,128.71
117072	08/18/2017	KELLY`S SPORTS LTD	\$2,966.70
117073	08/18/2017	KURTZ BROS	\$2,237.13
117074	08/18/2017	LIFE FITNESS	\$7,184.01
117075	08/18/2017	LINDENMEYR MUNROE	\$98.38
117076	08/18/2017	LOWER MERION VOLLEYBALL BOOSTERS	\$200.00
117077	08/18/2017	MAC FLOORING LLC	\$4,675.00
117078	08/18/2017	MACMILLAN PUBLISHING SERVICES (MPS)	\$3,739.83
117079	08/18/2017	MATTHEWS PAOLI FORD	\$64.30
117080	08/18/2017	MCCLOSKEY (SCULL), JESSICA	\$301.72
117081	08/18/2017	MEDCO SUPPLY CO	\$54.10
117082	08/18/2017	MONTGOMERY COUNTY I. U. #23	\$4,000.00
117083	08/18/2017	NASCO	\$541.51
117084	08/18/2017	NATIONAL TAX SEARCH LLC	\$8,571.67
117085	08/18/2017	OAC NETWORK SOLUTIONS	\$1,725.00
117086	08/18/2017	OFFICE DEPOT	\$1,857.51
117087	08/18/2017	ORIENTAL TRADING COMPANY INC	\$39.85
117088	08/18/2017	PATRIOT PEST SOLUTIONS	\$385.00
117089	08/18/2017	PCA INDUSTRIAL & PAPER SUPPLIE	\$4,332.66
117090	08/18/2017	PECO ENERGY COMPANY	\$42,655.86
117091	08/18/2017	PEDIATRIC THERAPUTIC SERVICES, INC.	\$4,318.88
117092	08/18/2017	PERFECTION LEARNING CORP	\$186.67
117093	08/18/2017	PHILIP ROSENAU COMPANY INC	\$805.92
117094	08/18/2017	PROFESSIONAL DUPLICATING, INC.	\$2,108.00
117095	08/18/2017	PROSHRED SECURITY	\$715.00
117096	08/18/2017	RACHEL M WILEY	\$722.07
117097	08/18/2017	REALLY GOOD STUFF INC	\$0.96
117098	08/18/2017	RICOH USA INC	\$5,560.50
117099	08/18/2017	RICOH USA, INC	\$6,124.58
117100	08/18/2017	ROGERS MECHANICAL COMPANY	\$7,437.21

TREDYFFRIN EASTTOWN SCHOOL DISTRICT
CHECK REGISTER
FROM 8/1/17 TO 8/31/17

Check Number	Check Date	Vendor Name	Transaction Amount
117101	08/18/2017	ROY, NICOLE	\$2,346.71
117102	08/18/2017	S & S WORLDWIDE GAMES INC	\$367.30
117103	08/18/2017	SCANTEK, INC	\$3,560.00
117104	08/18/2017	SCHOOL HEALTH CORP	\$482.82
117106	08/18/2017	SCHOOL SPECIALTY, INC.	\$4,991.10
117105	08/18/2017	SCHOOL SPECIALTY, INC.	\$144.88
117107	08/18/2017	SCULLY WELDING SUPPLY CORP	\$64.00
117108	08/18/2017	SHELBI LINDROS	\$3,465.00
117109	08/18/2017	SIMPLEX GRINNELL	\$500.00
117110	08/18/2017	SPORTSMANS	\$76.59
117111	08/18/2017	STAFFING PLUS INC	\$328.38
117112	08/18/2017	T/E MIDDLE SCHOOL	\$7,000.00
117113	08/18/2017	TAGUE LUMBER	\$1,635.84
117114	08/18/2017	THE CENTER ON CENTRAL	\$4,200.00
117115	08/18/2017	THE COMPLEAT SCULPTOR INC	\$860.98
117116	08/18/2017	THE HARDWARE CENTER INC	\$101.16
117117	08/18/2017	THE SHERWIN-WILLIAMS COMPANY	\$2,085.45
117118	08/18/2017	THE SHIPLEY SCHOOL	\$500.00
117119	08/18/2017	THOMAS J GIORDANO JR	\$6,012.07
117120	08/18/2017	TIME FOR KIDS	\$1,300.75
117121	08/18/2017	TRI-M	\$0.00
117122	08/18/2017	TRIPLE CROWN SPORTS	\$412.50
117029	08/18/2017	TRUMARK FINANCIAL CREDIT UNION	\$3,092.00
117123	08/18/2017	U S POSTAL SERVICE	\$5,000.00
117124	08/18/2017	U S POSTAL SERVICE	\$5,000.00
117125	08/18/2017	ULINE	\$131.20
117126	08/18/2017	UNITED PARCEL SERVICE	\$51.60
117127	08/18/2017	UNITED REFRIGERATION INC	\$80.38
117128	08/18/2017	VALLEY FORGE SECURITY CENTER	\$42.30
117129	08/18/2017	VIRCO MFG CORPORATION	\$29,932.50
117130	08/18/2017	VOGEL, MARLYN	\$4,500.00
117131	08/18/2017	W B MASON COMPANY, INC	\$5,778.85
117132	08/18/2017	WARWICK HIGH SCHOOL ATHLETIC DEPT.	\$150.00
117133	08/25/2017	A.N. LYNCH CO., INC.	\$53,084.25
117134	08/25/2017	ABHAY KUMAR	\$220.00
117135	08/25/2017	ACT INSTITUTIONAL SERVICES	\$250.00
117136	08/25/2017	AGRON BREGASI	\$225.00
117137	08/25/2017	AMERICAN SCHOOL COUNSELOR ASSO	\$329.45
117138	08/25/2017	APPLIED VIDEO TECHNOLOGY INC	\$43,432.00
117139	08/25/2017	ATHLETIC FIELDS OF AMERICA, INC.	\$284,130.00
117140	08/25/2017	B & H PHOTO VIDEO INC	\$259.30
117141	08/25/2017	BARNES & NOBLE BOOKSTORES INC	\$373.29
117142	08/25/2017	BENJAMIN CHOI	\$61.65
117143	08/25/2017	BLICK ART MATERIALS LLC	\$1,110.14
117144	08/25/2017	BOLTZ MELISSA	\$614.00
117145	08/25/2017	BOOKSOURCE, THE	\$70.36
117146	08/25/2017	BSN SPORTS	\$247.74
117148	08/25/2017	CCRES	\$123,430.18
117149	08/25/2017	CCRES	\$5,341.32
117147	08/25/2017	CCRES	\$165,406.27

TREDYFFRIN EASTTOWN SCHOOL DISTRICT
CHECK REGISTER
FROM 8/1/17 TO 8/31/17

Check Number	Check Date	Vendor Name	Transaction Amount
117150	08/25/2017	CCRES	\$31,098.22
117151	08/25/2017	CDW COMPUTERS CENTERS INC	\$1,339.83
117152	08/25/2017	CLEMENS UNIFORM	\$68.32
117153	08/25/2017	D & H DISTRIBUTING COMPANY	\$4,110.48
117154	08/25/2017	DALEY + JALBOOT ARCHITECTS, INC.	\$22,735.31
117155	08/25/2017	DELL MARKETING LP	\$7,201.85
117156	08/25/2017	DEMCO INC	\$441.59
117157	08/25/2017	DONALD E REISINGER INC	\$202,510.69
117158	08/25/2017	DRS JOHN STEERS & MARGARET O'BRIEN	\$40,007.80
117159	08/25/2017	EIDELL, BROOKE	\$1,149.92
117160	08/25/2017	ERIC CHRISTMAN	\$75.00
117161	08/25/2017	FENGLI ZHANG	\$75.00
117162	08/25/2017	FOX ROTHCHILD, LLP	\$10,501.50
117163	08/25/2017	GAOCHAO TIAN	\$150.00
117164	08/25/2017	GE MONEY BANK/AMAZON	\$694.87
117165	08/25/2017	GEORGE'S MUSIC	\$219.00
117166	08/25/2017	GLOBAL DATA CONSULTANTS, LLC	\$5,240.00
117167	08/25/2017	GOVCONNECTION, INC.	\$21,725.00
117168	08/25/2017	GURSHARAN S KANG	\$2,695.25
117169	08/25/2017	HANNAH E JOHNSTON	\$2,014.58
117170	08/25/2017	HAVERFORD TRUST COMPANY	\$4,357.65
117171	08/25/2017	HD SUPPLY FACILITIES MAINTENANCE	\$1,231.99
117172	08/25/2017	HEALTH MATS CO	\$28.83
117173	08/25/2017	HMH SUPPLEMENTAL	\$3,074.55
117174	08/25/2017	HON COMPANY	\$5,179.44
117175	08/25/2017	HOWARD HAAS	\$150.00
117176	08/25/2017	JACOBY MARK	\$193.92
117177	08/25/2017	JERRY NICOLINE	\$8.45
117178	08/25/2017	JOHN MCPHILLIPS & SONS	\$103,500.00
117179	08/25/2017	JUNIOR LIBRARY GUILD	\$7,074.14
117180	08/25/2017	KELLY`S SPORTS LTD	\$614.82
117181	08/25/2017	KRATSA, JENNIFER	\$803.40
117182	08/25/2017	KURTZ BROS	\$913.06
117183	08/25/2017	LINDENMEYR MUNROE	\$541.09
117184	08/25/2017	MAILFINANCE	\$357.78
117185	08/25/2017	MCDONNELL, ARTHUR J.	\$570.00
117186	08/25/2017	MEISINGER, AMY	\$48.79
117187	08/25/2017	MINDING YOUR MIND	\$1,000.00
117188	08/25/2017	MJF ELECTRICAL CONTRACTING, INC.	\$268,929.00
117189	08/25/2017	MR & MRS GARY BROOKS	\$1,450.00
117190	08/25/2017	MUSIC & ARTS CENTER	\$72.00
117191	08/25/2017	NASCO	\$990.00
117192	08/25/2017	NAT`L SCHOOL PUBLIC RELATIONS	\$275.00
117193	08/25/2017	NATIONAL OFFICE FURNITURE	\$4,334.50
117194	08/25/2017	NINI CHEN	\$150.00
117195	08/25/2017	OFFICE DEPOT	\$12,330.76
117196	08/25/2017	OFFICE DEPOT	\$16,114.83
117197	08/25/2017	OWEN STEIN	\$14.35
117198	08/25/2017	PALMIERI	\$17,136.72
117199	08/25/2017	PECO ENERGY	\$15,553.72

TREDYFFRIN EASTTOWN SCHOOL DISTRICT
CHECK REGISTER
FROM 8/1/17 TO 8/31/17

Check Number	Check Date	Vendor Name	Transaction Amount
117200	08/25/2017	PECO ENERGY COMPANY	\$2,453.92
117201	08/25/2017	PENNA ASSOC OF SCH BUS OFF	\$300.00
117203	08/25/2017	PLAQUES AND SUCH	\$190.34
117204	08/25/2017	POTTSTOWN SEWING CENTER	\$804.37
117205	08/25/2017	POWER, PATRICK KENNETH	\$99.57
117206	08/25/2017	PREETI DIKSHIT	\$75.00
117207	08/25/2017	PREMIER SCHOOL AGENDAS	\$4,300.00
117208	08/25/2017	PROFESSIONAL DUPLICATING, INC.	\$27.85
117209	08/25/2017	PYRAMID SCHOOL PRODUCTS	\$1,031.60
117210	08/25/2017	REED, BRIAN	\$2,219.88
117211	08/25/2017	RIO GRANDE	\$390.52
117212	08/25/2017	ROGERS MECHANICAL COMPANY	\$54,411.00
117213	08/25/2017	S & S WORLDWIDE GAMES INC	\$429.76
117214	08/25/2017	SAMA, SANJAY & VANITA	\$6,069.06
117215	08/25/2017	SARAH PILKO	\$150.00
117216	08/25/2017	SCIENTIFIC LEARNING CORP	\$2,490.00
117217	08/25/2017	SHARICK, EDWARD	\$48.36
117218	08/25/2017	SHEFFIELD POTTERY INC	\$989.00
117219	08/25/2017	SPIRE AVL, LLC	\$7,567.00
117220	08/25/2017	SPORTSMANS	\$511.56
117221	08/25/2017	STEGNER, KIM	\$83.04
117202	08/25/2017	STEVE CUTCHER - PETTY CASH	\$608.47
117222	08/25/2017	SUTANU BHATTACHARYYA	\$75.00
117223	08/25/2017	T/E SCHOOL DISTRICT	\$300.00
117224	08/25/2017	TAYLOR'S MUSIC STORES & STUDIOS	\$4,377.00
117225	08/25/2017	TEXTBOOK WAREHOUSE	\$488.85
117226	08/25/2017	THE CERAMIC SHOP	\$4,924.54
117227	08/25/2017	TOWLE WENDY	\$760.70
117228	08/25/2017	TRIPLE CROWN SPORTS	\$160.00
117229	08/25/2017	U S POSTAL SERVICE	\$225.00
117230	08/25/2017	VALINDA GARCIA	\$75.00
117231	08/25/2017	VALLEY FORGE MIDDLE SCHOOL	\$5,200.00
117232	08/25/2017	W W GRAINGER'S INC	\$1,167.84
117233	08/25/2017	WELLS FARGO REAL EXTATE TAX SRV	\$2,526.81
117234	08/25/2017	WENTING ZHOU	\$150.00
117235	08/25/2017	WILLIAM H SADLIER INC	\$239.90
117236	08/25/2017	WINDSTREAM HOLDINGS, INC.	\$466.89
117237	08/25/2017	WVBC CONDOMINIUM ASSN., INC.	\$5,260.19
117238	08/25/2017	YIMING MAO	\$75.00
117239	08/31/2017	3B SERVICES, INC.	\$31,919.00
117240	08/31/2017	A.Q.M. ELECTRICAL	\$8,138.05
117241	08/31/2017	AARON SOLUTIONS COMPANY	\$58.00
117242	08/31/2017	ADAMS, LEAH	\$1,478.40
117243	08/31/2017	ADVANCED HORTICULTURAL SOLUTIONS	\$5,071.00
117244	08/31/2017	AERIAL SIGNS & AWNINGS, INC.	\$10,268.00
117245	08/31/2017	AMERICAN SCHOOL COUNSELOR ASSO	\$44.95
117246	08/31/2017	ANGELO'S CLEANING INC	\$3,230.48
117247	08/31/2017	ANIXTER INC	\$3,897.80
117248	08/31/2017	AQUA PENNSYLVANIA, INC.	\$7,324.91
117249	08/31/2017	ARBEN SEVA	\$800.25

TREDYFFRIN EASTTOWN SCHOOL DISTRICT
CHECK REGISTER
FROM 8/1/17 TO 8/31/17

Check Number	Check Date	Vendor Name	Transaction Amount
117250	08/31/2017	AUSTILL'S REHABILITATION SERVICES	\$20,039.20
117251	08/31/2017	BARNES & NOBLE BOOKSTORES INC	\$330.21
117252	08/31/2017	BAYUS, STEPHEN	\$2,782.57
117253	08/31/2017	BECKER'S SCHOOL SUPPLIES	\$640.91
117254	08/31/2017	BEISSWENGER EMILY	\$1,554.00
117255	08/31/2017	BENEFIT ALLOCATION SYSTEMS INC	\$1,137.20
117256	08/31/2017	BENJAMIN/ROBERTS LTD	\$5,940.13
117257	08/31/2017	BFI WASTE SERVICES OF PA, LLC	\$864.00
117258	08/31/2017	BLICK ART MATERIALS LLC	\$129.12
117259	08/31/2017	BRIENZA, GINA	\$996.00
117260	08/31/2017	BSN SPORTS	\$2,034.60
117261	08/31/2017	CALICO INDUSTRIAL SUPPLY, LLC	\$1,709.00
117262	08/31/2017	CAMCOR, INC.	\$18,137.38
117263	08/31/2017	CAPP INC	\$664.16
117264	08/31/2017	CARSON-DELLOSA PUB LLC	\$41.85
117265	08/31/2017	CDW COMPUTERS CENTERS INC	\$29.35
117266	08/31/2017	CHRISTOPHER LEE	\$2.65
117267	08/31/2017	CJ COMPLETE CLEANING SERVICE, LLC	\$12,569.21
117268	08/31/2017	CLEMENS UNIFORM	\$136.64
117269	08/31/2017	COLONIAL ELECTRIC SUPPLY CO IN	\$1,098.91
117270	08/31/2017	COLOSI, SALVATORE	\$1,159.20
117271	08/31/2017	CRITICARE HOME HEALTH & NURSING	\$5,026.25
117272	08/31/2017	CUTCHER, STEVE	\$27.07
117273	08/31/2017	D & D FLOORING SPECIALIST, LLC	\$25,895.00
117274	08/31/2017	DALEY + JALBOOT ARCHITECTS, INC.	\$870.00
117275	08/31/2017	DAVID BELLWOAR	\$123.00
117276	08/31/2017	DAVID LAGANELLI	\$150.00
117277	08/31/2017	DEBU ALICE	\$846.24
117278	08/31/2017	DECKMAN ELECTRIC INC	\$500.00
117279	08/31/2017	DEGLER WHITING INC	\$4,484.20
117280	08/31/2017	DELTA DENTAL	\$48,985.88
117281	08/31/2017	DELTA-T GROUP	\$3,494.04
117282	08/31/2017	DEMCO INC	\$369.75
117283	08/31/2017	DONALD E REISINGER INC	\$843.75
117284	08/31/2017	DRAVES, KATRINA	\$592.44
117285	08/31/2017	DUFF SUPPLY COMPANY	\$16,323.13
117286	08/31/2017	EASTTOWN TOWNSHIP	\$35.00
117287	08/31/2017	EDULOG	\$621.00
117288	08/31/2017	ELECTRICAL MOTOR REPAIR CO	\$2,400.00
117289	08/31/2017	ELLEN SMITH	\$2,200.00
117290	08/31/2017	EPIC DEVELOPMENT SERVICES	\$2,137.25
117291	08/31/2017	FELS SUPPLY COMPANY	\$2,216.40
117292	08/31/2017	FENCCO INC	\$1,063.00
117293	08/31/2017	FOLLETT SCHOOL SOLUTIONS, INC.	\$1,411.23
117294	08/31/2017	FRANKLIN CLEANING EQUIP. & SUPPLY	\$4,277.21
117295	08/31/2017	GARDEN STATE TILE	\$57.83
117296	08/31/2017	GEORGE CROTHERS MEMORIAL SCHOOL	\$12,341.00
117297	08/31/2017	GOPHER SPORT	\$415.75
117298	08/31/2017	GREGG REIS	\$38.20
117300	08/31/2017	HEALTH MATS CO	\$1,280.19


TREDYFFRIN EASTTOWN SCHOOL DISTRICT
CHECK REGISTER
FROM 8/1/17 TO 8/31/17

Check Number	Check Date	Vendor Name	Transaction Amount
117301	08/31/2017	HILLYARD - DELAWARE VALLEY	\$198.09
117302	08/31/2017	HMH SUPPLEMENTAL	\$468.20
117303	08/31/2017	HOME DEPOT	\$2,447.79
117304	08/31/2017	HON COMPANY	\$374.40
117305	08/31/2017	HOOVER STEEL	\$162.50
117306	08/31/2017	INSECT LORE PRODUCTS	\$87.75
117307	08/31/2017	INTERSTATE MAINTENANCE CORP	\$20,498.07
117308	08/31/2017	J W PEPPER & SON INC	\$256.24
117309	08/31/2017	JAMES DOORCHECK INC	\$252.21
117310	08/31/2017	JOHNSON CONTROLS INC	\$601.40
117311	08/31/2017	JOHNSTONE SUPPLY OF DOWNINGTOWN	\$2,522.22
117312	08/31/2017	KELLY, KAREN	\$4,200.00
117313	08/31/2017	KEYSTONE PROTECTION INDUSTRIES	\$636.00
117314	08/31/2017	KNOX STEPHANIE	\$1,159.20
117315	08/31/2017	KURTZ BROS	\$347.99
117316	08/31/2017	LAKESHORE LEARNING MATERIALS	\$1,199.70
117317	08/31/2017	LAKESIDE EDUCATIONAL NETWORK	\$2,514.00
117318	08/31/2017	LEARNING A-Z	\$199.90
117319	08/31/2017	MARSHALL CAVENDISH CORPORATION	\$131.89
117320	08/31/2017	MC MASTER-CARR	\$557.60
117321	08/31/2017	MCCAIN, JORDAN	\$2,232.00
117322	08/31/2017	MCFADDEN, COLLEEN M.	\$198.77
117323	08/31/2017	MERIT SERVICE SOLUTIONS	\$15,000.00
117324	08/31/2017	MERTZ, ABIGAIL	\$808.00
117325	08/31/2017	MICHAEL COHEN	\$75.35
117326	08/31/2017	MILLISON LAUREN	\$1,159.20
117327	08/31/2017	NASCO	\$190.00
117328	08/31/2017	NATIONAL ART & SCHOOL SUPPLIES	\$2,273.11
117329	08/31/2017	OFFICE DEPOT	\$8,237.89
117330	08/31/2017	OLIVIER GRIPERAY	\$150.00
117331	08/31/2017	PECHIN, KEVIN	\$250.00
117332	08/31/2017	PECO ENERGY COMPANY	\$24,416.20
117333	08/31/2017	PERKINS/T P TRAILERS	\$86.68
117334	08/31/2017	PETROLEUM TRADERS CORPORATION	\$513.96
117336	08/31/2017	POTTSTOWN SEWING CENTER	\$858.90
117337	08/31/2017	PROFESSIONAL DUPLICATING, INC.	\$2,569.88
117338	08/31/2017	PYRAMID SCHOOL PRODUCTS	\$2,232.30
117339	08/31/2017	RAMA JULURU	\$52.25
117340	08/31/2017	RAMNIK CHOPRA	\$75.00
117341	08/31/2017	RESCHINI AGENCY INC	\$500.00
117342	08/31/2017	RICOH USA INC	\$5,051.14
117343	08/31/2017	S & S WORLDWIDE GAMES INC	\$102.64
117344	08/31/2017	SAINT JOSEPH'S UNIVERSITY	\$6,126.00
117345	08/31/2017	SCHOLASTIC CLASSROOM MAGAZINES	\$4,813.30
117299	08/31/2017	SCHOLASTIC LIBRARY PUBLISHING	\$335.00
117346	08/31/2017	SCHOOL OUTFITTERS	\$441.36
117347	08/31/2017	SCHOOL SPECIALTY, INC.	\$4,846.14
117348	08/31/2017	SENTHIL BALASUBRAMANIAM	\$75.00
117349	08/31/2017	SHEFFIELD POTTERY INC	\$66.00
117350	08/31/2017	SITEONE LANDSCAPE SUPPLY, LLC	\$176.00

TREDYFFRIN EASTTOWN SCHOOL DISTRICT
CHECK REGISTER
FROM 8/1/17 TO 8/31/17

Check Number	Check Date	Vendor Name	Transaction Amount
117351	08/31/2017	SOUTHAMPTON WINDOW CLEANING & JANIT	\$10,275.00
117352	08/31/2017	SRINIVASAN, PUSHKALA	\$75.00
117353	08/31/2017	STAFFING PLUS INC	\$555.00
117354	08/31/2017	STEPHEN MEANEY	\$150.00
117335	08/31/2017	STEVE CUTCHER - PETTY CASH	\$589.64
117355	08/31/2017	SUNLIFE ASSURANCE CO OF CANADA	\$2,342.85
117356	08/31/2017	TAGUE LUMBER	\$269.17
117357	08/31/2017	THE CENTER ON CENTRAL	\$1,500.00
117358	08/31/2017	THE CERAMIC SHOP	\$425.52
117359	08/31/2017	THE HARDWARE CENTER INC	\$562.51
117360	08/31/2017	THE SHERWIN-WILLIAMS COMPANY	\$551.45
117361	08/31/2017	TOTAL RENTAL, D/B/A	\$1,060.56
117362	08/31/2017	TRI-M	\$8,300.00
117363	08/31/2017	UNITED REFRIGERATION INC	\$762.27
117364	08/31/2017	UNUM LIFE INSURANCE CO OF	\$1,510.60
117365	08/31/2017	VALENTI, MICHAEL	\$150.00
117366	08/31/2017	VECTOR SECURITY	\$193.77
117367	08/31/2017	VERIZON WIRELESS	\$5,879.80
117368	08/31/2017	VOYAGER/SOPRIS	\$1,858.07
117369	08/31/2017	W B MASON COMPANY, INC	\$4,291.80
117370	08/31/2017	W W GRAINGER'S INC	\$313.33
117371	08/31/2017	WANG, MIN	\$150.00
117372	08/31/2017	WASTE MANAGEMENT OF PENNA	\$4,391.67
117373	08/31/2017	WEST INTERACTIVE SERVICES CORP	\$9,912.00
117374	08/31/2017	WYATT ELEVATOR COMPANY	\$330.00
SUBTOTAL			\$4,304,090.26
Wire	08/31/2017	ACME	\$1,187.26
Wire	08/31/2017	USPS	\$30,000.00
Wire	08/31/2017	US Bank	\$256,150.00
Wire	08/31/2017	US Bank	\$374,041.13
Wire	08/31/2017	US Bank	\$168,975.00
Wire	08/31/2017	US Bank	\$261,096.25
Wire	08/31/2017	Reschini	\$773.75
Wire	08/31/2017	Reschini	\$243,887.78
Wire	08/31/2017	Reschini	\$233,379.99
Wire	08/31/2017	Reschini	\$198,559.75
Wire	08/31/2017	Reschini	\$218,599.18
TOTAL			\$6,290,740.35

I CERTIFY THAT I HAVE REVIEWED ALL PAYMENTS AS PRESENTED ON THIS REPORT.


9/13/17

 Arthur McDonnell, Business Manager Date

TREDYFFRIN/EASTTOWN SCHOOL DISTRICT
TRUST FUND
August, 2017

BEGINNING FUND BALANCE	\$39,535.26
DEPOSITS	27.77
DISBURSEMENTS	<hr/>
ENDING BALANCE	\$39,563.03

Consent VIII, C, 1: Routine Personnel Actions

VIA: Jeanne Pocalyko, Director of Human Resources

1. Resignations/Releases/Retirements

Action Under Consideration: That the Board of School Directors approves the following resignations/releases/retirements:

Lisa D'Annunzio, substitute teacher, District, resignation, effective 8/17/17

Robin McConnell, substitute administrator, District, resignation, effective 9/7/17

Kelsey Piliero, substitute teacher, District, resignation, effective 8/2/17

Celeste Sparano, substitute teacher, District, resignation, effective 9/15/17

2. Leave of Absence for Professional Development in Accordance with Policy 4610

Action Under Consideration: That the Board of School Directors approves the following leave of absence for professional development in accordance with District Policy 4610:

Muna Elshakhs, teacher, T/E Middle, sabbatical, effective for 2nd Semester of 2017-18 school year

3. Appointments

Action Under Consideration: That the Board of School Directors approves the following appointments; changes in position and/or location:

Pasha Alexander, (.56) general kitchen worker, Conestoga High School, at an hourly rate of \$12.13, effective 9/7/17*

Lula Andrews, (.56) general kitchen worker, at an hourly rate of \$12.13, Beaumont Elementary, effective 8/29/17*

Venkata Bhamidipati, paraeducator, change in location to Valley Forge Elementary, effective 8/23/17

Katie Buckley, ESY Tutor, District, at an hourly rate of \$55.00, effective 9/7/17

Jocelyn Burnett, substitute teacher, District, effective 9/18/17

Valerie Cunningham, change to (.7) teacher, Temporary Professional Employee Contract, Conestoga High School, effective 9/11/17 **

Shannon Curran, teacher, Long Term Substitute Teacher Contract, Valley Forge Middle, salary based and prorated on an annual salary of \$61,950, effective 9/14/17 to 1/29/18* **

Kerry DeFelippo, math itinerant teacher, New Eagle Elementary, hourly rate of \$55.00, effective 9/18/17*

Cosette Elliott, (.56) general kitchen worker, Beaumont Elementary, hourly rate of \$12.13, effective 9/1/17*

Kristine Gregg, (.8) teacher, Long Term Substitute Contract Extension, T/E Middle, salary based and prorated on an annual salary of \$52,450, effective 9/13/17 to 1/29/18, substitute teacher, District, effective 9/1/17

Adam Haines, teacher, change in location to (.1) New Eagle Elementary and (.9) Hillside Elementary, effective 8/28/17

Lynnette Hampton, (.5) general kitchen worker, Conestoga High School, at an hourly rate of \$12.13, effective 9/21/17*

Benjamin Helsel, substitute teacher, District, effective 9/19/17*

Patrick Humbert, teacher, change to Professional Employee Contract, T/E Middle, effective 9/1/17

Diane Jordan, (.59) general kitchen worker, T/E Middle, at an hourly rate of \$12.13, effective 8/29/17*

Kerry McDonough, substitute teacher, District, effective 8/29/17*

John Numerick, (.5) general kitchen worker, Valley Forge Middle, at an hourly rate of \$12.13, effective 8/30/17*

Linda Peck, paraprofessional, change in location to Conestoga High School, effective 8/23/17

Kenneth Powers, custodian, change in location to Conestoga High School, effective 8/30/17

Elizabeth Reed, school nurse, correction to location assignment Devon Elementary, effective 7/25/17

Jessica Short, (.56) general kitchen worker, Conestoga High School, at an hourly rate of \$12.13, effective 8/29/17*

Juliana Suplee, substitute teacher, District, effective 9/22/17*

Tanya Tyler-Simpson, (.56) general kitchen worker, Devon Elementary, at an hourly rate of \$12.13, effective 9/8/17*

Micah Waldman, substitute teacher, District, effective 9/18/17*

Zachary Wright, substitute teacher, District, effective 9/21/17*

Melinda Yocum, substitute teacher, District, effective 9/12/17*

* Employment contingent upon appropriate Personnel processing and State and Federal requirements.

** Salary subject to negotiated contract with the Tredyffrin/Easttown Educational Association for 2017-2018 school year.

4. Probationary Period Wage Adjustment

Action Under Consideration: That the Board of School Directors approves the following wage adjustments consistent with the Collective Bargaining Agreement for the following employee who completed her 90-day probationary period:

Maria Cain, secretary, Conestoga High School, effective 8/18/17

5. Volunteer Report

Action Under Consideration: That the Board of School Directors acknowledges with appreciation the contributions of the following school volunteers:

DEVON ELEMENTARY SCHOOL

Bulletin Board

Shweta Sivaraman

Homeroom Parent Meeting

Carley Bremner	Becky Caldwell	Wendy Cook	Beth Fogarty
Lauren Forman	Jacquelyn Henry	Melissa Keesey	Sarabeth Krulock
Jennifer Lara	Cheryl Lutz	Kara McMahan	Tara Olderman
Becky Ormsbee	Shweta Sivaraman	Jill Stanulis	Kim Sylvester
Joe Toscano	Amanda Wollick		

PTO Meeting

Christina Arnault	Emily Bernstein	Amy Cava	Anya Chrisanthon
Wendy Cook	Beth Fogarty	Jen Gallagher	Brooke Goldstein
Melissa Keesey	Sarabeth Krulock	Kara McMahan	Lori Messina
Kate Miller	Raquel Murphy	Kelly Myers	Mary Ellen O’Donnell
Catherine Parker	Nikole Salata	Lisa Schreiber	Shweta Sivaraman
Tracy Viola	Amanda Wollick		

Library

Shweta Sivaraman

VALLEY FORGE ELEMENTARY SCHOOL

Cafeteria

Lauren Doran	Amanda Ivory
--------------	--------------

Lobby

Heather Mc Connell

Miscellaneous

Stacy Albert	Carli Di Fabio	Anne Luba	Heather Mc Connell
Christine Miller	Phuong Ng	Yunjin No	Andrea Sau
Kimberly Sokol	Julia Soura		

Library

Stacy Albert	Heather Bittenbender	Eva Case-Issakov	Tarin Cataldo
--------------	----------------------	------------------	---------------

Laura De Jong	Alexis DiLullo	Lauren Doran	Heather Scavello-Hill
Amanda Ivory	Agnes Kent	Tereza Keohane	Chulani
Heather Mc Connell	Ann Marie Marburg	Susan Mc Gowan	Kudalugodaarachchi
Jo-Anna Novelli	Tina Parson	Phyllis Reid	Christine Miller
Jenny Roberts	Jon Rust	Andrea Sau	Allison Richardson
Julia Soura	Beth Stanfield	Brooke Stein	Linda Schubert
Brookie White	Patricia Willcox	Doug Wilson	Jaclyn Wahlers
			Kristen Wright

Publishing Center

Tarin Cataldo

Music

Tiffany Leong

School Store

Tara Karbiner

Brooke Stein

Executive Board

Stacy Albert

Emily Carteen

Tarin Cataldo

Erika Dawson

Alexis DiLullo

Davie Greger

Shilpa Gupta

Amanda Ivory

Kim Kerns

Simmer Marcelli

Angel Mc Aveney

Heather Mc Connell

Susan Mc Gowan

Rujuta Mandelia

Adrienne Miller

Amanda Mlinar

Alison Murray

Julia Soura

Beth Stanfield

Brooks White

Doug Wilson

T/E MIDDLE SCHOOL**School Store**

Jennifer Bachman

Samantha Ballard

Michelle Barton

Kristin Becket

Christine Beckwith

Rebecca Caldwell

Susan Carlson

Laura Chambers

Karen Close

Renee Del Viscio

Maryjanna Gorman

Coleen Hillman

Jacquelyn Henry

Tracy Hughes

Catherine Kunsch

Claire Lartigue

Jennifer Mc Kenzie

Wendy Mercaldo

Kate Miller

Margaret Myers

Evans Pancoast

Erin Preston

Tracey Sloan

Barbara Todd

Katharine Vanderau

Lindsey Wisch

Katie Wylonis

Picture Day

Karen Close

Jodi De Phillipio

Dana Derkacz

Jeong Duffy

Kara Frech

Avis James

Yuan Qiao Rao

Cindy Yu

Health Screenings

Alicia Asselta

Kang Chu

Liz Denney

Kara Frech

Ina Fricchione

Jen Gallagher

Kelly Graver

Beth Guiliani

Tracy Hughes

Avis James

Laura Mills

Shivani Murty

Susan Rocke

Ann Scavilla

CONESTOGA HIGH SCHOOL**Freshman Picnic**

Kristine Adams

Seetha Aiyar

Archana Anne

Jane Balsan

Laura Chambers

Bobbi Foster

Veena Gaikwad

Beth Hayes

Carol Zeller Henderson

Francis Hennessy

Bethann Jakoboski

Dan Knezevich

Neetu Kothari

Steve Lahr

Jin Lou

Jennifer Marsala

Karen Mullin

Awantika Ray

Shihong Sheng

Yoon Jae Sung

Amy Susanin	Mary Ruth Thompson	Gita Young	
Health Screenings 9th Grade			
Kristine Adams	Seetha Aiyar	Georgann Bernabeo	Julie Caron
Laura Chambers	Julie DeVuono	Janice Dutton	Cynthia Fessick
Kim French	Annette Fromhage	Beth Hayes	Katrina Hottenstein
Komal Kapadia	Cindy Krapels	Julie Herbster Leighton	Jin Lou
Jennifer Marsala	Lakshana Pujar	Behnoush Rashedi	Christine Sisian
Jeremy Siu	Doug Wilson		
Health Screenings 10th Grade			
Mindy Bernstein	Suzanne Borislow	Anaid Calvitti	Paul Czubryt
Janie Hamilton	Kimberly Harris	Carol Lake	Cynthia Overton
Leslie Seibel	Erin Shine	Linda Spickler	Monica Staniz
Health Screenings 11th Grade			
Carol Abele	Corinne Cuda	Audrey Kese	Carol Lake
Margaret MacKenzie	Heidi Lou Mallott	Mike Mc Fadden	Esther Schlessinger-Mita
			Susan Snyder
Kristy Moesler	Melody Pentz	Leanne Rush	
Darcy Wieser			
Health Screenings 12th Grade			
Jeanette Alwine	Doug Anestad	Amy Buck	Elizabeth Castleman
Nanette Chappellear	Randi Coen Gilbert	Debra Delaney	Heidi Hole
Liz Hyams	Caroline Madden	Kim Marren	Laura Pratt
Deb Riener	Monica Staniz		
Health Screenings - Nurses			
Tracy Castelli	Jeanie Piazza		
Picture Day			
Leslie Seibel	Barbara Sredenschek		
Gym Uniform Sales			
Kristine Adams	Tamra Adams	Jane Balsan	Melanie Bradish
Susan Canas	Ruth Chen	Dana Derkacz	Julie DeVuono
Kerry Dolan	Megan Fox	Pikk-Nga Haas	Bethann Jakoboski
Beth Hayes Janson	Eleonora Krasteva	Hema Latha	Cheri Lotan
Colleen Mahoney	Kristy Moesler	Marisol Perez	Kelley Pugliese
Deb Riener	Francie Rosato	Carol Wittschieben	Gita Young
Directory Proofreading			
Jeanette Alwine	Amy Buck	Gwenn Mascioli	Lisa Mc Dugall
Ling Ling Mei	Laura Pratt	Jennifer Roessler	Jill Semmer
Monica Staniz			
Directory Sales			
Fran Arvan	Frani Aufiero	Maritza Guillocheau	Susanne Hay
Tracey King	Gloria Lopez	Kusuma Muglurmath	Carol Overend
Erika Yablonovitz	Mellinda Yocum		
Family Life Mailing			
Carol Connolly	Sarah Culbert	Jill Cutler	Cynthia Fessick
Jen Fryberger	Jennifer Marsala	Patti McGaughan	Ling Ling Mei
Karen Seifert	Sherry Xiaoyan	Ann Zhang	
PSAT Registration			

Robin Briggs	Anaid Calvitti	Angela Harris	Laura Hymel
Tracey Prestipino	Darcy Wieser	Cindy Yu	
PAYS Mailing			
Kristine Adams	Doug Anestad	Melanie Bradish	Rhana Cassidy
Dana Derkacz	Beth Hayes	Donna Hutchinson	Bethann Jakoboski
Tashina Koli	Cheri Lotan	Karen Mara	Jennifer Roessler

Consent VIII, C, 2: Athletic Position Recommendations for the 2017-2018 School Year

VIA: Jeanne Pocalyko, Director of Human Resources

Action Under Consideration: That the Board of School Directors confirms the administrative recommendations for the athletic positions for the fall season of the 2017-2018 school year at the stipends set forth in the attached list:

<u>School</u>	<u>Type Coach</u>	<u>Sport</u>	<u>Full Name</u>	<u>Step</u>	<u>Annual Stipend</u>
BES		After School Sports (2/3)	Dominic Parrotta	1	\$2,018.00
BES		After School Sports (1/3)	Ashley Fisher	1	\$1,009.00
DES		After School Sports (1/3)	Emily Beisswenger	1	\$1,009.00
DES		After School Sports (1/3)	Beata Szekeres	1	\$1,009.00
DES		After School Sports (1/3)	Nicole Lohmeyer	2	\$1,261.34
HES		After School Sports	John Hauer	1	\$3,027.00
NEES		After School Sports (1/3)	David Hyett	1	\$1,009.00
NEES		After School Sports (1/3)	Jeffrey Bradley	2	\$1,261.34
NEES		After School Sports (1/3)	Alexandra Daly	1	\$1,009.00
VFES		After School Sports (1/2)	Jaclyn Klunder	1	\$1,513.50
VFES		After School Sports (1/2)	Michelle Dailey	1	\$1,513.50
TEMS		Football - weight	William Turley	1	\$3,138.00
TEMS		Football - weight	Charles Carter	2	\$4,413.00
TEMS		Football - weight	Orlando Carvajal	2	\$4,413.00
TEMS		Football - unlimited	Scott Allison Sr	2	\$4,728.00
TEMS		Football - unlimited	Scott Allison Jr	1	\$3,138.00
TEMS	7th	Hockey	Katelyn Diehl	1	\$2,692.00
TEMS	8th	Soccer - boys	Patrick Humbert	1	\$2,692.00
TEMS	7th	Soccer - boys	Patrick Cupo	1	\$2,692.00
TEMS	8th	Soccer - girls	Ashley Blanks	1	\$2,692.00
TEMS	7th	Soccer - girls	Allison Inch	1	\$2,692.00
TEMS	8th	Volleyball	Nicole Tobin	1	\$2,692.00
TEMS	7th	Volleyball	Danielle Wenzel	1	\$2,692.00
VFMS	Co	Football - weight	Peter DePiano	2	\$4,413.00
VFMS	Co	Football - weight	Patrick Ryan	2	\$4,413.00
VFMS	Asst	Football - unllimited	Craig Gonci	1	\$3,138.00
VFMS	Asst	Football - unlimited	Michael Semar	2	\$4,413.00
VFMS	Asst	Football - unlimited	Trevor Viviani	1	\$3,138.00

VFMS	8th	Hockey	Dawn Evans	2	\$3,784.00
VFMS	8th	Soccer - boys	Zachary Artz	1	\$2,692.00
VFMS	7th	Soccer - boys	Monica Farrell	1	\$2,692.00
VFMS	flex	Soccer - boys	Craig Gratton	1	\$2,019.00
VFMS	8th	Soccer - girls	Frederic Peltier	2	\$3,784.00
VFMS	7th	Soccer - girls	Erin Gallagher	1	\$2,692.00
VFMS	7th/8th	Volleyball	Karen Hill	1	\$2,692.00
VFMS	7th/8th	Volleyball	Allison Long	1	\$2,692.00

Consent VIII, C, 3: Non-Athletic Position Recommendations for the 2017-2018 School Year

VIA: Jeanne Pocalyko, Director of Human Resources

Action Under Consideration: That the Board of School Directors confirms the administrative recommendations for the non-athletic positions for the fall season of the 2017-2018 school year at the stipends set forth in the attached list:

<u>School</u>	<u>Activity</u>	<u>Name</u>	<u>Step</u>	<u>Stipend</u>
CHS	AASU	Leashia Lewis	2	\$3,536.00
CHS	Academic Competition Team	Michael Cruz	1	\$3,155.00
CHS	ADL Advisor #1	Lauren Nordsiek	1	\$758.00
CHS	ADL Advisor #2	Alexandra Solove	1	\$758.00
CHS	Auditorium #1 - Stage Crew	Christopher Nation	2	\$9,593.00
CHS	Auditorium #2 - Stage Crew	Michael Starner	2	\$9,593.00
CHS	Best Buddies	Caron Wirth	1	\$505.00
CHS	Best Buddies	Christine Santamaria	1	\$505.00
CHS	Break Dance Club	Ryan Palmer	1	\$500.00
CHS	Cappies #1	Cynthia Hyatt	1	\$1,515.00
CHS	Cappies #2	Natalie Wallace	1	\$1,515.00
CHS	Chess Team	Steven Chiorazzi	1	\$1,085.00
CHS	Choral Director	Suzanne Dickinger	1	\$8,544.00
CHS	DECA	Katie Buckley	1	\$1,000.00
CHS	Drama - Set Construction	Michael Starner	2	\$3,678.00
CHS	Drama - Set Design (Art)	Michael Starner	1	\$1,886.00
CHS	Drama - Stage Crew/Makeup	Emily McGrendy	1	\$500.00
CHS	Drama - Stage Crew/Makeup	Cassandra Hesse	1	\$500.00
CHS	Drama-Music Director	Suzanne Dickinger	2	\$8,036.00
CHS	Drama-Theater Director #1	Natalie Wallace	1	\$7,575.00
CHS	Drama-Theater Director #2	Nathan Shugart	1	\$7,575.00
CHS	Freshman Class Advisor	Megan Doyle	2	\$2,020.00
CHS	Greening Stoga	Kevin Strogon	1	\$505.00
CHS	Habitat for Humanity #1	Kerry Merlo	2	\$589.00
CHS	Habitat for Humanity #2	Malia Gordon	2	\$589.00
CHS	CHS Homework Club #1	Michael DeVitis	1	\$1,515.00
CHS	CHS Homework Club #2	Carol Gibson	1	\$757.50
CHS	Instrumental Music Lead	Christopher Nation	2	\$8,544.00
CHS	Junior Class	Brooke Eidell	2	\$2,526.00

<u>School</u>	<u>Activity</u>	<u>Name</u>	<u>Step</u>	<u>Stipend</u>
CHS	Junior Statesmen of America	David Anderson	1	\$1,010.00
CHS	Key Club	Leann Pretz	2	\$2,525.00
CHS	Literary Magazine #1	Benjamin Smith	2	\$1,263.00
CHS	Marching Band - Drum Line Instructor	Jesse Valencia	1	\$3,030.00
CHS	Marching Band - Visual Ensemble #1	Staci Gray	2	\$2,020.00
CHS	Marching Band - Visual Ensemble #2	Emily Gnatt	2	\$2,020.00
CHS	Marching Band Asst #1	Stephen Eberly	2	\$3,264.00
CHS	Marching Band Asst #2	Rebecca Johnson	1	\$2,020.00
CHS	Marching Band Asst #3	Emily Nation	1	\$2,020.00
CHS	Math Competition	Vincent Russo	2	\$1,091.00
CHS	Mock Trial	Jordan McCain	1	\$500.00
CHS	Model UN (World Affairs) #1	Katie Buckley	2	\$2,084.00
CHS	Model UN (World Affairs) #2	David Zimmerman	2	\$2,084.00
CHS	Mudders Club	Piera Raffaele	1	\$505.00
CHS	Mudders Club	Joanne Wagner	1	\$505.00
CHS	Multiculture Club	Kathryn Burling	1	\$505.00
CHS	Multiculture Club	Marianna Gazzara	1	\$505.00
CHS	National Art Honor Society	Leanne Argonish	1	\$1,010.00
CHS	National History Competition Club	Cynthia Hyatt	1	\$1,010.00
CHS	National Honor Society	Melissa Boltz	1	\$1,477.00
CHS	Navigate Coordination #1	Daniel McDermott	1	\$757.00
CHS	Navigate Coordination #2	Carol Gibson	1	\$757.00
CHS	Newspaper #2	Cynthia Hyatt	2	\$3,214.00
CHS	Newspaper #1	Susan Gregory	2	\$4,285.00
CHS	Peer Mediation #1	Marcia Mariani	2	\$3,321.00
CHS	Peer Mediation #2	Ashley Strouse	1	\$1,179.00
CHS	Peer Mediation #3	Cassandra Hesse	1	\$1,179.00
CHS	Gradebook Manager #1	Derrick Wood	1	\$500.00
CHS	Gradebook Manager #2	Noah Austin	1	\$500.00
CHS	Testing Coordinator - PSAT	Melissa Boltz	1	\$505.00
CHS	Robotics -Lead	Noah Austin	1	\$1,010.00
CHS	SADD/TATU	Katherine Barthelmeh	1	\$500.00
CHS	SADD/TATU	Mary Elizabeth Talian	1	\$500.00
CHS	Science Olympiad #1	Scott Best	1	\$757.50
CHS	Science Olympiad #2	Derrick Wood	1	\$1,515.00
CHS	Science Olympiad #3	Valerie Cunningham	1	\$757.50
CHS	Senior Class Advisor #2	Karen Gately	1	\$2,654.00
CHS	Manifest #1	Noah Austin	2	\$1,010.00
CHS	Manifest #2	Melissa Boltz	2	\$1,010.00
CHS	Sophomore Class Advisor	Gina Brienza	1	\$2,272.00
CHS	Stoga Study Buddies	Daniel McDermott	1	\$1,010.00
CHS	Student Council	Elizabeth Gallo	2	\$4,040.00
CHS	Testing Coordinator - SSD - ACT	Christine Santamaria	1	\$400.00
CHS	Testing Coordinator - SSD - SAT	Christine Santamaria	1	\$1,242.00
CHS	Tri M	Suzanne Dickinger	1	\$1,010.00
CHS	VOICES (Speech & Debate)	Caitlin Wilson	1	\$1,010.00
CHS	VOICES (Speech & Debate) Asst	Benjamin Whitermore	1	\$1,010.00
CHS	Website Manager #2	Deb Molinaro	1	\$1,405.00

<u>School</u>	<u>Activity</u>	<u>Name</u>	<u>Step</u>	<u>Stipend</u>
CHS	Yearbook - Lead	Megan Doyle	2	\$6,565.00
TEMS	Communication Coordinator #1	Rebecca Ferenchick	1	\$945.33
TEMS	Communication Coordinator #2	Richard Mattison	1	\$945.33
TEMS	5/6 Drama	Ashley Way	1	\$2,119.00
TEMS	Jazz Band #2	William Seaton	2	\$2,088.00
TEMS	Jr Model UN #1	David Hardy	1	\$978.00
TEMS	Jr Model UN #2	William Bryant	1	\$505.00
TEMS	Math Competition #1	Jacqueline Patek	1	\$1,387.50
TEMS	Math Competition #2	Lisa Stehouwer	1	\$1,121.00
TEMS	Newspaper #1	Richard Mattison	2	\$1,577.50
TEMS	Project Advisor	Scott Allison	2	\$2,836.00
TEMS	Science Competition #1	Sally Leathersich	1	\$1,483.00
TEMS	Stage Manager	William Seaton	1	\$2,018.00
TEMS	Student Council	Jennifer Tyrell	2	\$5,041.00
TEMS	Website Manager	Kelley Peck	1	\$1,997.00
TEMS	Yearbook	Kathryn Matilla	1	\$2,911.00
VFMS	Communications Coordinator #1	Trevor Viviani	1	\$2,127.00
VFMS	Communications Coordinator #2	Beth Davison	1	\$709.00
VFMS	Community Service	Karen Hill	2	\$3,155.00
VFMS	Forensics	Dawn Settle	1	\$1,010.00
VFMS	Handbells #1	Joyanna Daniels	1	\$1,468.00
VFMS	Handbells #2	Caryn Brocklebank	1	\$1,468.00
VFMS	Jazz Band 5/6	Craig Gonci	2	\$2,088.00
VFMS	Jazz Band 7/8	Craig Gonci	2	\$2,088.00
VFMS	Model UN	Jeremy Hampton	1	\$494.33
VFMS	Model UN	Reginald Holmes	1	\$494.33
VFMS	Model UN	Dawn Settle	1	\$494.33
VFMS	Math Competition #1	Karen Hill	2	\$1,577.50
VFMS	Math Competition #2	Allison Long	2	\$1,577.50
VFMS	Newspaper	Jeffrey Eickhoff	2	\$3,155.00
VFMS	Stage Manager	Craig Gonci	1	\$2,018.00
VFMS	Student Council	Jeremy Hampton	1	\$3,586.00
VFMS	Website Manager	Trevor Viviani	1	\$1,997.00
VFMS	Yearbook	Margaret Cannon	2	\$4,101.00
BES	Communications Coordinator (1/2)	Donna Baker	1	\$560.50
BES	Communications Coordinator (1/2)	Dominic Parrotta	1	\$560.50
DES	Communications Coordinator (1/2)	Sean Axel	2	\$789.00
HES	Communications Coordinator	Shannon DeGeorge	1	\$1,121.00
NEES	Communications Coordinator	Heather McMichael	1	\$1,121.00
VFES	Communications Coordinator	Ashley Frost	1	\$1,121.00

Consent VIII, C, 4: Department Chair and Team Facilitator Recommendations for the 2017-2018 School Year

VIA: Jeanne Pocalyko, Director of Human Resources

Action Under Consideration: That the Board of School Directors confirms the administrative recommendations for the Department Chair and Team Facilitator for the 2017-2018 school year at the stipends set forth in the attached list:

<u>School</u>	<u>Grade/Level</u>	<u>Employee 2017-18</u>	<u>Stipend</u>
CHS	Academic Support	Kate McGranaghan	\$4,555.00
CHS	Business/Technology	Noah Austin	\$4,555.00
CHS	English	Trevor Drake	\$4,555.00
CHS	Mathematics	Paul Poiesz	\$4,555.00
CHS	Media Center	Brooke Hauer	\$4,555.00
CHS	Science	Scott Best	\$4,555.00
CHS	Social Studies	David Zimmerman	\$4,555.00
CHS	Student Services	Jennifer Kratsa	\$4,555.00
CHS	Visual & Performing Arts	Amy Cruz	\$4,555.00
CHS	Wellness/Fitness/FCS	John Jones	\$4,555.00
CHS	World Languages co-chair	Ann Karcewski	\$3,416.25
CHS	World Languages co-chair	Stacy Katz	\$1,138.75
DIST	Nurses	Barbara Kupp	\$4,555.00
DIST	Multi-tiered Intervention Teachers	Lisa Klein	\$4,555.00
TEMS	5	William Turley	\$4,555.00
TEMS	5	Lori Henry-Watson	\$4,555.00
TEMS	6	Wesley Parker	\$4,555.00
TEMS	6	Scott Allison	\$4,555.00
TEMS	7	Wendi Wilson	\$4,555.00
TEMS	7	Elizabeth Toscano	\$4,555.00
TEMS	8	Jennifer Tyrell	\$4,555.00
TEMS	8	Jean Baker	\$4,555.00
TEMS	Special Areas	Khara Flint	\$4,555.00
TEMS	Support	Jackie Thomas	\$4,555.00
TEMS	Special Education	Stephanie Knox	\$4,555.00
VFMS	5 (1st semester)	Jill Buoso	\$2,277.50
VFMS	5 (1st semester)	Kate McClain	\$2,277.50
VFMS	5 (2nd semester)	Elizabeth Guistwhite	\$2,277.50
VFMS	5 (2nd semester)	AJ Thompson	\$2,277.50
VFMS	6	Melinda King	\$3,036.67
VFMS	6	Karen Hill	\$3,036.67
VFMS	6	Jeffrey Eickhoff	\$3,036.67
VFMS	7	Margaret Cannon	\$4,555.00
VFMS	7 (1st semester)	Christopher Kilby	\$2,277.50
VFMS	7 (2nd semester)	Jennifer Crothamel	\$2,277.50
VFMS	8	Peter DePiano	\$4,555.00
VFMS	8 (1st semester)	Angela Timmins	\$2,277.50

<u>School</u>	<u>Grade/Level</u>	<u>Employee 2017-18</u>	<u>Stipend</u>
VFMS	8 (2nd semester)	Cameron Hopkins	\$2,277.50
VFMS	Special Areas (1st semester)	Michael Semar	\$2,277.50
VFMS	Special Areas (2nd semester)	Jessica Smolij	\$2,277.50
VFMS	A la Carte (1st semester)	Dawn Settle	\$2,277.50
VFMS	A la Carte (2nd semester)	Silja Braun	\$2,277.50
VFMS	Special Education	Laine Rothe	\$4,555.00
BES	K	Cheryl Massino	\$4,555.00
BES	1	Tracy Simmington	\$4,555.00
BES	2	Laura Buchanan	\$4,555.00
BES	3	Misty Pennewill	\$4,555.00
BES	4	Kristen Weinrich	\$4,555.00
BES	Special Areas (1st MP)	Melissa McConaghy	\$1,138.75
BES	Special Areas (2nd-4th MP)	Kati Hedenberg	\$3,416.25
BES	Support	Josephine Goodman	\$4,555.00
DES	K	Phyllis Rohn	\$4,555.00
DES	1	Kristin McElvogue	\$4,555.00
DES	2	Sara Scargill	\$4,555.00
DES	3	Kathy Hendrix	\$4,555.00
DES	4	Melinda Sterenczak	\$4,555.00
DES	Special Areas	Nicole Lohmeyer	\$4,555.00
DES	Support	Maryann Walsh	\$4,555.00
HES	K	Chrystine Haldeman	\$4,555.00
HES	1	Elizabeth Pechin	\$4,555.00
HES	2	Taryn Little	\$4,555.00
HES	3	Jamie Hagan	\$4,555.00
HES	4	Charlene Briggs-Blomer	\$4,555.00
HES	Special Areas	Patricia Lucy	\$4,555.00
HES	Support	Lisa McIntyre	\$4,555.00
NEES	K	Cheryl Hutchinson	\$4,555.00
NEES	1	Elisabeth Adams	\$4,555.00
NEES	2	Theresa Booz	\$4,555.00
NEES	3	Katie Van Thuyne	\$4,555.00
NEES	4	Heather Lyford	\$4,555.00
NEES	Special Areas	Heather MacMichael	\$4,555.00
NEES	Support	Megan Wolf	\$4,555.00
VFES	K	Anne Riley	\$4,555.00
VFES	1	Angela Janda	\$4,555.00
VFES	2	Matthew Diamond	\$4,555.00
VFES	3	Julie Masters	\$4,555.00
VFES	4	Amy Ferguson	\$4,555.00
VFES	Special Areas	Alexander Johnson	\$4,555.00
VFES	Support	Carolyn Swetkowski	\$4,555.00

Consent VIII, C, 5: Event Worker Pay Rates for the 2017-2018 School Year

VIA: Jeanne Pocalyko, Director of Human Resources

Action Under Consideration: That the Board of School Directors confirms the administrative rates for Event Worker pay for the 2017-2018 school year at the pay rates set forth in the attached list.

Sport	Position	MS Rate	HS Rate
Football	Announcer		\$60
	Timer / Scorer	\$45	\$60
	JV Timer / Scorer		\$45
	9th Timer / Scorer		\$45
	Chain Crew		\$25
Cross Country	Starter		\$45
Soccer / Field Hockey / Lacrosse	V Timer	\$45	\$ 60/single
	JV Timer		\$ 75/double
Volleyball	V/JV Timer / Scorer / Announcer		\$ 60/double
	9th Timer / Scorer		\$45
Basketball	9th - Timer / Scorer		\$60/double
	V/JV Timer / Scorer / Announcer	\$45	\$60/double
Wrestling	Timer / Scorer / Announcer	\$45	\$60
Track	Timer	\$45	\$55
	Starter	\$75	\$75
All	Game Manager		\$75
	Ticket Taker		\$45
	Ticket Seller		\$48

Consent VIII, C, 6: Contracted Services for the 2017-2018 School Year

VIA: Jeanne Pocalyko, Director of Human Resources

Action Under Consideration: That the Board of School Directors approves the following vendors to provide services to students during the 2017-2018 school year.

<u>Contractor</u>	<u>Description of Work</u>	<u>Rates</u>
Fusion Communications – Beth Kephart	Professional Development and Curriculum Presentation	\$1,200 per full day program; \$650 for ½ day program. Plus travel expenses
Heckendorn Shiles Architects	Architectural Project Management Services and Interior Design	Principal \$156/hr Project Architect/Interior Designer 2 \$132/hr Project Architect/Interior Designer 1 \$124.80/hr Architectural/Interior Designer 3 \$119.60/hr Architectural/Interior Designer 2 \$93/hr Architectural/Interior Designer 1 \$78/hr
L.J. Paoella Construction	Carpentry Services	Carpenter \$65/hr Carpenter Helper \$50/hr Laborer \$40/hr
Michele Robins	Educational Evaluation	\$4,000 per evaluation

Consent VIII, D, 1: 2017-2018 Federal Consolidated Grant- Title I: Improving Basic Programs, Title II: Supporting Effective Instruction

VIA: Oscar Torres, Director of State and Federal Programs

Action Under Consideration: That the Board of School Directors approves the Federal Consolidated Grant Budget as allocated below in the amount of \$445,045 for the 2017-2018 school year.

TITLE I BUDGET 2017-2018

1000 Instruction (Salaries/Supplies) \$327,974

Title I monies will be utilized to work with children whose achievement levels are below proficient according to state tests and local assessments. Title I qualifying schools are Beaumont Elementary, Hillside Elementary, and Tredyffrin/Easttown Middle.

The amount above reflects a 6.641% decrease over last year’s final allocation.

TITLE II BUDGET 2017-2018

1000 Instruction (Salaries)	\$ 88,739
2200 Staff Support Services (Salaries)	\$ 16,192
2280 Non-Public Support (Services)	<u>\$ 12,140</u>
	\$117,071

1000 Instruction: Title II monies will be utilized this year to fund a percentage of the cost of TESD FTE teachers, to reduce class size at the elementary level.

2200 Staff Support Services: Title II monies will be utilized this year to contribute to the cost of training 11 TESD mentors to assist teachers in meeting the needs of all students through technology and differentiated instruction mentorships.

2280 Non-Public Support: Title II monies are allocated for professional development at non-public schools within the Tredyffrin/Easttown boundaries. This amount was determined by the State of Pennsylvania. This is the first year non-public funds have been distributed to school districts instead of the local intermediate units.

Title II monies reflect a 50.47% increase over last year’s final allocation. This increase includes the non-public allocation.

Consent VIII, D, 2: Additional 2017-2018 Classroom and Supplementary Textbooks

VIA: Wendy Towle, Director of Curriculum, Instruction, Staff Development and Planning

Action Under Consideration: That the Board of School Directors approves the Additional 2017-2018 Classroom and Supplementary Textbook List.

As per our policy #6160, each year the Board of School Directors approves textbook titles that were added to the official Classroom and Supplementary Textbook List for use in our schools. Texts are considered classroom texts when quantities of 15 or more are purchased for use in the regular classroom and considered supplementary texts when 6 to 14 copies of a given title are purchased for use. Copies of the full Approved Classroom and Supplementary Textbook List may be secured in the Office of Curriculum, Instruction, Staff Development & Planning. The updated Classroom and Supplementary Textbook List includes books new to the list since the June Board meeting.

Supplemental and Classroom Textbook List

September 2017

Category	Title	Author	Year Publ.	Bldg	Grade Level	Set Size
Family and Consumer Science	Fashion	Wolfe, Mary G.	2017	CHS	9-12	Class
Mathematics	Algebra and Trigonometry	Larson	2016	TEMS/VF MS/CHS	7-11	Class
World Languages	Espanol Santillana - Preparation Workbook for AP	Galvin-Flood, C./Silva, A. Saiz-Noeda, B.	2015	CHS	10-11	Class

Consent VIII, E, 1: Acceptance of Gifts

VIA: Arthur J. McDonnell, Business Manager/Board Secretary

Action Under Consideration: That the Board of School Directors accepts with pleasure and appreciation the following donations:

5 Flat File Cabinets donated by Daley & Jalboot Architects, Inc. to the Tredyffrin/Easttown School District valued at \$2,900.

Reflex Math donated by Mrs. Abby Dogum to the Devon Elementary School valued at \$100.

Library Books donated by TruMark Financial Credit Union to the Valley Forge Elementary School Library.

Synthetic Grass Turf donated by the Devon Elementary PTO to the Devon Elementary School valued at \$63,090.00.

A thank you note will be sent to the above by the Secretary to the Board.

Consent VIII, E, 2: Change Orders

VIA: Arthur J. McDonnell, Business Manager/Board Secretary

Action Under Consideration: That the Board of School Directors approves the following change orders:

**Site Paving Repairs and Replacements at Devon Elementary School:
New and Replacement Site Path at Valley Forge Middle School:**

GC-1	John McPhillips & Sons	\$ 6,500.00
------	------------------------	-------------

Renovations, Replacements and Upgrades at New Eagle Elementary School:

GC-1	L.J. Paoella Construction, Inc.	\$ 2,302.00
MC-1	Rogers Mechanical Company	\$ 1,592.00
GC-2	L.J. Paoella Construction, Inc.	\$ 850.00
GC-3	L.J. Paoella Construction, Inc.	\$ 600.00
GC-4	L.J. Paoella Construction, Inc.	\$ 3,500.00

Replacements & Upgrades at Tredyffrin/Easttown Middle School:

EC-1	A.N. Lynch Co., Inc.	\$ 950.00
EC-2	A.N. Lynch Co., Inc.	\$ 29,926.00
PC-1	Myco Mechanical, Inc.	\$ 3,138.22
GC-3	L.J. Paoella Construction, Inc.	\$ 9,844.00

PC-2	Myco Mechanical, Inc.	\$	26,887.91
PC-3	Myco Mechanical, Inc.	\$	3,813.11
PC-4	Myco Mechanical, Inc.	\$	7,390.82
PC-5	Myco Mechanical, Inc.	\$	7,755.07
PC-6	Myco Mechanical, Inc.	\$	18,876.12

The Facilities Committee met on Tuesday, September 12, 2017 and reviewed the above change orders and recommends same to the full Board for approval.

Consent VIII, F, 1: Educational Services Agreements

VIA: Chris Groppe, Director of Individualized Student Services

Action Under Consideration: That the Board of School Directors approves an Educational Services Agreement for a District student with special needs. This agreement covers reimbursement for educational services for the 2017 Extended School Year from June 15, 2017 through August 27, 2017 at a total cost not to exceed \$1,080.

The District has offered an appropriate placement for this student. The District and family have agreed to the terms in this Educational Services Agreement. The agreement reimburses the family for student placement in lieu of an offer of a Free Appropriate Public Education (FAPE) and includes a release of prior special education claims up to the end date of the agreement. The agreement has been reviewed and recommended by the District’s Solicitor.

Action Under Consideration: That the Board of School Directors approves an Educational Services Agreement for a District student with special needs. This agreement covers reimbursement for educational services for the 2017-2018 school year at a total cost not to exceed \$28,000.

The District has offered an appropriate placement for this student. The District and family have agreed to the terms in this Educational Services Agreement. The agreement reimburses the family for student placement in lieu of an offer of a Free Appropriate Public Education (FAPE) and includes a release of prior special education claims up to the end date of the agreement. The agreement has been reviewed and recommended by the District’s Solicitor.

Action Under Consideration: That the Board of School Directors approves an Educational Services Agreement for a District student with special needs. This agreement covers reimbursement for educational services from August 28, 2017 through December 31, 2018 at a total cost not to exceed \$55,000.

The District has offered an appropriate placement for this student. The District and family have agreed to the terms in this Educational Services Agreement. The agreement reimburses the family for student placement in lieu of an offer of a Free Appropriate Public Education (FAPE) and includes a release of prior special education claims up to the end date of the agreement. The agreement has been reviewed and recommended by the District’s Solicitor.

Consent VIII, F, 2: Contract with Approved Private School

VIA: Chris Groppe, Director of Individualized Student Services

Action Under Consideration: That the Board of School Directors approves a contract between the Tredyffrin/Easttown School District and an Approved Private School to provide mandated services for a District student with intense special support needs. This contract covers services for the 2017-2018 school year at a total cost of \$100,833.

This student with severe special needs requires an intensive program of special education services and supports that exceed the capability of his/her neighborhood school. The Approved Private School ordinarily would receive 60% of the annual tuition rate through state funding, with districts funding the remaining 40%. For the 2017-2018 school year, state funding is not available for this student, therefore, the Tredyffrin/Easttown School District will fund 100% of the tuition for this student. State funding will be applied as it becomes available, but this is not anticipated within the next three years. It may be necessary to request ACCESS or District contingency funds to fully support extraordinary special education cost.

Consent VIII, F, 4: Authorization of Diplomas

VIA: Wendy Towle, Director of Curriculum, Instruction, Staff Development and Planning

Action Under Consideration: That the Board of School Directors grants Conestoga High School diplomas to two students who have fulfilled all requirements for graduation as of September 2017.

Consent VIII, H, 1: 2017-2018 District Level Goals

VIA: Richard Gusick, Superintendent of Schools

Action Under Consideration: That the Board of School Directors approves the attached 2017-2018 District Level Goals.

TREDYFFRIN/EASTTOWN SCHOOL
DISTRICT

DISTRICT LEVEL GOALS

2017-2018 SCHOOL YEAR

Mission Statement for the Tredyffrin/Easttown School District
*To inspire a passion for learning, personal integrity, the pursuit of excellence
and social responsibility in each student.*

2017-2018 DISTRICT GOALS

District Level Goals are carefully considered and established each year. The process of establishing Goals in itself serves as a planning and communication device for the Board and administration. It ensures everyone is familiar with the direction being set and has participated in setting that direction for the benefit of our students. Finally, a statement of Goals enables the Board and staff to look back at the end of the year to see if the plans have indeed been accomplished. Depending on an evaluation of the outcomes, it may be appropriate to either revisit a particular Goal or to move on to new areas of priority.

TABLE OF CONTENTS

Mission Statement	1
Curriculum, Instruction and Assessment	3
Finance	6
Technology	8
Student Services	10
School Safety and Culture	11
Strategic Planning	13
Communications	14
Staff Development	16
Facilities	18
Human Resources.....	20

CURRICULUM, INSTRUCTION AND ASSESSMENT

Context: In 2011-2012 the District adopted a new elementary math program aligned with the Pennsylvania Core Standards. This program, *Math in Focus*, has now been successfully implemented in grades K-6. During the 2017-2018 school year, this program will be implemented in seventh grade. Given the adoption of the new Every Student Succeeds Act (ESSA) and the moratorium on Keystone Exams as a graduation requirement until the class of 2019, the District will continue to align courses with the Core Standards and monitor changing assessment, remediation, and graduation requirements as the state implements its plan. The District implemented a program of electronic learning opportunities during the 2015-2016 school year. The District will continue to review the results of the program implementation in order to inform decisions about future offerings. Finally, during the 2016-2017 school year, the District began implementation of the 1:1 initiative with ninth and tenth grade students. In 2017-2018, the 1:1 initiative will continue with eleventh and twelfth grade students. The District will continue to support teachers as they develop meaningful instructional opportunities integrating this technology resource.

Goal 1: To continue to provide an excellent educational program that is also aligned with the State-mandated Pennsylvania Core Standards, state assessments and District Strategic Initiatives.

Objective 1.1 To implement the *Math in Focus* program in seventh grade, along with support resources for parents and teachers, and review the eighth grade math program in order to recommend modifications.

Start: July 2017
Complete: Ongoing
Primary Responsibility: Nancy Adams
Support: Middle School Principals

Objective 1.2 To review and continue the implementation of an electronic learning program aligned with strategic planning initiatives.

Start: July 2017
Complete: June 2018
Primary Responsibility: Mike Szymendera
Support: Curriculum Supervisors

Objective 1.3 To continue to review and implement opportunities for integration of STEAM (Science, Technology, Engineering, Arts, Math) throughout the curriculum.

Start: July 2017
Complete: Ongoing

	Primary Responsibility:	Wendy Towle
	Support:	Nancy Adams, Mike Szymendera, Jacqui Rothera, Principals
Objective 1.4	To continue to examine world languages curricular scope and sequence at the middle school and high school level.	
	Start:	September 2017
	Complete:	June 2018
	Primary Responsibility:	Oscar Torres
	Support:	Wendy Towle
Objective 1.5	To support the implementation of Technology Advisory Initiatives in seventh and eighth grades and review technology education in grades K-6.	
	Start:	July 2017
	Complete:	Ongoing
	Primary Responsibility:	Wendy Towle
	Support:	Mike Szymendera, Nancy Adams, Principals
Objective 1.6	To examine the scope and sequence of the business curriculum for grades 9-12, along with individual courses, to look for additional opportunities to include design thinking and innovative curricular programs.	
	Start:	July 2017
	Complete:	June 2018
	Primary Responsibility:	Nancy Adams
	Support:	High school administrators
Objective 1.7	To develop course goals, outline and curriculum for the new College and Career Transition course at Conestoga High School for implementation in the 2018-2019 school year.	
	Start:	July 2017
	Complete:	June 2018
	Primary Responsibility:	Mark Cataldi, Misty Whelan

Objective 1.8

To develop and implement a transition plan for students, families and teachers as an outcome of the Elementary Redistricting Committee's recommendation.

Start: July 2017
Complete: June 2018
Primary Responsibility: Wendy Towle
Support: Diane Cohle, Stephanie Demming, Todd Parker

FINANCE

Context: The District’s budget development process is directed by the following three major objectives: (1) to continue to provide students with exceptional educational opportunities; (2) to maximize the use of all available resources to optimize student achievement in a manner that is fiscally responsible; and (3) to comply with applicable law. The Tax Payer Relief Act (Act 1 of 2006) requires local tax increases to remain at or below the annual state index unless granted exceptions by the state to raise rates above the index. Budget impact items will be examined and prior year budget strategies monitored.

Goal 2: To develop a budget consistent with the provisions of the Tax Payer Relief Act (Act 1) and to continue financial reporting practices to reflect the results of District business operations while enhancing efficiencies within District financial practices.

- Objective 2.1 To establish budget development calendar(s) and budget guidelines consistent with Act 1 of 2006.
- Start: July 2017
Complete: September 2017
Primary Responsibility: Art McDonnell
Support: David Francella
- Objective 2.2 To provide the Board with financial analysis to support the development of a budget which addresses District educational goals and informs the Board to assist Board members in decision making; such as whether to remain at or below the Act 1 index and/or apply for available exceptions. In addition, to provide the Board with options for the reduction of expenditures and/or increasing revenue and the tax rate in adopting a final budget.
- Start: July 2017
Complete: June 2018
Primary Responsibility: Art McDonnell
Support: David Francella
- Objective 2.3 To provide the Board with options to manage the use of fund balance, including the development of a capital budgeting plan.
- Start: July 2017
Complete: June 2018
Primary Responsibility: Art McDonnell
Support: David Francella

Objective 2.4 To develop, examine and present budget impact items as part of the 2018-2019 budget development process. As part of this goal, past budget strategies may be examined to determine on-going impact to the development of the current budget.

Start: July 2017
Complete: June 2018
Primary Responsibility: Art McDonnell
Support: All administrators

Objective 2.5 To consider strategies to reduce District spending, manage ongoing expenses and create operational efficiencies at all levels.

Start: September 2017
Complete: Ongoing
Primary Responsibility: Art McDonnell
Support: All administrators

TECHNOLOGY

Context: As technology applications become increasingly available to schools and society, the District continues to evaluate its technology needs and to engage in ongoing evaluation of the use of technology by students and staff. Consistent with a goal in the District Strategic Plan to “harness the power of technology to advance learning while engaging and empowering students in a connected world,” the District is expanding its 1:1 Technology Initiative to provide laptops to all Conestoga High School students during the 2017-2018 school year for their use in school and at home. The District is also continuing its efforts to maintain a reliable and secure network infrastructure, making cyber security enhancements where appropriate. As in the past, meeting the technology needs of students and teachers will remain a primary District objective.

Goal 3: To analyze the integration of technology access, resources and training to support innovative teaching and learning.

Objective 3.1 To evaluate new and existing technology resources, including those related to online learning, blended learning, personalized learning and efficiency, and to examine options for standards to measure effectiveness.

Start: September 2017

Complete: May 2018

Primary Responsibility: Mike Szymendera

Support: Wendy Towle

Objective 3.2 To continue to implement the 1:1 Technology Initiative at Conestoga High School and develop opportunities for meaningful integration of the program into curriculum and instruction for students in grades 9-12.

Start: July 2017

Complete: June 2018

Primary Responsibility: Mike Szymendera

Support: High school administrators

Objective 3.3 To enhance Schoology implementation for students at Conestoga High School, Tredyffrin/Easttown Middle School and Valley Forge Middle School.

Start: September 2017

Complete: May 2018

Primary Responsibility: Mike Szymendera

	Support:	Principals
Objective 3.4	To evaluate student access to technology at the elementary and middle school levels.	
	Start:	September 2017
	Complete:	May 2018
	Primary Responsibility:	Mike Szymendera
	Support:	Principals
Objective 3.5	To identify and address staff training needs pertaining to the 1:1 Technology Initiative, elementary iPad use, Schoology and Microsoft Office 365.	
	Start:	September 2017
	Complete:	May 2018
	Primary Responsibility:	Mike Szymendera
	Support:	Wendy Towle
Objective 3.6	To evaluate the findings from the cyber security program assessment and to implement cyber security enhancements where appropriate.	
	Start:	July 2017
	Complete:	Ongoing
	Primary Responsibility:	Mike Szymendera
	Support:	Art McDonnell
Objective 3.7	To evaluate our current and possible alternative district management software, including student information software, financial software and student services software.	
	Start:	July 2017
	Complete:	June 2018
	Primary Responsibility:	Mike Szymendera
	Support:	Art McDonnell, Chris Groppe

STUDENT SERVICES

Context: During the 2017-2018 school year the Office of Individualized Student Services will continue to support school-age student needs. An ongoing emphasis on pre-referral intervention services, such as the Multi-Tiered Intervention model, will continue to assist students in accessing the general education curriculum in the least restrictive environment. Strong special education programming continues to serve students with a wide range of needs using evidence-based practices. As demand for programming for students with intensive needs continues to rise, ongoing analysis of enrollment, facilities and programming will inform the future work to meet these students' needs.

Goal 4: To continue to address the needs and support the success of all students at their individual skill levels.

Objective 4.1 To review enrollment trends of students with intensive needs and identify a plan to address them.

Start: September 2017

Complete: June 2018

Primary Responsibility: Chris Groppe

Support: All administrators

Objective 4.2 To ensure student needs are met in the least restrictive environment, special education teachers and regular education teachers will review current practices of curricular modification and instructional accommodations, and make refinements as needed.

Start: September 2017

Complete: June 2018

Primary Responsibility: Chris Groppe

Support: Lisa Snyder

SCHOOL SAFETY AND CULTURE

Context: To maintain an ongoing dialogue among students, parents, community members, teachers, counselors and administrators about the needs of students, the District Safety Committee annually reviews current practices and emerging safety data. The District regularly reviews programs to identify new resources and to align with best practices. In May 2016 the Pennsylvania State Police conducted a Risk & Vulnerability Assessment at Conestoga in response to our 2013 request for such an audit. The assessment was free of charge and non-regulatory in nature. The assessment was intended to identify vulnerabilities and mitigate potential threats to students and staff members. A confidential written report was issued to the District. In addition to building security measures, a variety of programs and strategies are in place to promote a safe and supportive school climate including bullying prevention, digital citizenship, child abuse prevention, resiliency lessons, peer mediation and student assistance teams. Resources for these programs are available on the TESD website.

Goal 5: To review the implementation of safe school practices and wellness programs in order to develop new safety initiatives as needed and maintain effective communications.

Objective 5.1 To identify actions the District may take internally or in partnership with community resources that contribute to a positive school culture and support the safety and wellness of students.

Start: July 2017
Complete: Ongoing
Primary Responsibility: Mark Cataldi
Support: Building principals

Objective 5.2 To continue to evaluate the observations and recommendations from the risk and vulnerability assessment and to prioritize and implement safety enhancements.

Start: July 2017
Complete: Ongoing
Primary Responsibility: Mark Cataldi
Support: Building principals

Objective 5.3 To review the District's emergency response exercises from an "all hazards" response perspective.

Start: August 2017
Complete: Ongoing

Primary Responsibility: Mark Cataldi
Support: Building principals

STRATEGIC PLANNING

Context: The District has adopted a strategic plan effective for the years 2014-2020. During the 2017-2018 school year, the District will continue to communicate the plan to the school community and continue to implement all facets of the plan.

Goal 6: To continue to communicate the goals of the District Strategic Plan, expand the capacity of teachers to implement strategic initiatives and implement the plan's strategies.

Objective 6.1 To provide opportunities to further explore instructional strategies that can support the dispositions identified as leading to artistry in teaching.

Start: July 2017

Complete: Ongoing

Primary Responsibility: Wendy Towle

Support: Curriculum supervisors

Objective 6.2 To develop a revised District Comprehensive Plan, consistent with current regulations.

Start: September 2017

Complete: June 2018

Primary Responsibility: Wendy Towle

Support: Curriculum supervisors

Objective 6.3 To develop and submit a revised Chapter 14 Special Education plan, consistent with current regulations.

Start: September 2017

Complete: June 2018

Primary Responsibility: Chris Groppe

Support: Nicole Roy, Lisa Snyder, Kate Parker

Objective 6.4 To continue implementing a framework for delivering Resiliency Strategies to all students, with the addition of the elementary level, in collaboration with faculty and staff.

Start: July 2017

Complete: June 2018

Primary Responsibility: Nicole Roy, Oscar Torres

Support: Building principals

COMMUNICATIONS

Context: The District continues to utilize an integrated communications network to maximize community awareness of current projects, issues and legislation while promoting the successes of students and staff. In the 2017-2018 school year, the District will focus on digital communications using its new website and robust mass communication system to enhance electronic communication with parents at the school level.

Goal 7: To enhance a strong, cost-effective communication program that provides stakeholders with important information and highlights District successes and student achievements.

Objective 7.1 To continue the transition to the District’s new website template and to utilize new website features to enhance communications with the school community.

Start: July 2017
Complete: June 2018
Primary Responsibility: Chris Connolly
Support: Building web team members

Objective 7.2 To utilize SchoolMessenger, the District’s mass communication system, to enhance email communication with parents at the school level.

Start: July 2017
Complete: June 2018
Primary Responsibility: Chris Connolly
Support: Mike Szymendera, Building principals

Objective 7.3 To communicate with T/E families and the community regarding changes to large-scale standardized tests including PSSAs, PSATs, SATs and Keystone Exams.

Start: July 2017
Complete: Ongoing
Primary Responsibility: Mark Cataldi
Support: Building principals, Chris Connolly

Objective 7.4 To review the District website for ADA compliance and communicate guidelines to all staff who maintain webpages.

Start: July 2017

	Complete:	Ongoing
	Primary Responsibility:	Mike Szymendera
	Support:	Chris Connolly
Objective 7.5	To communicate the Elementary Redistricting Plan to stakeholders to support a smooth transition for students switching to new attendance areas.	
	Start:	January 2018
	Complete:	June 2018
	Primary Responsibility:	Wendy Towle, Chris Connolly
	Support:	Diane Cohle, Stephanie Demming, Todd Parker
Objective 7.6	To continue notifying the Board and community of emerging legislation and forthcoming regulatory changes, including updates on the Every Student Succeeds Act (ESSA), which will impact the District and its students.	
	Start:	July 2017
	Complete:	Ongoing
	Primary Responsibility:	Oscar Torres, Wendy Towle
	Support:	Chris Connolly

STAFF DEVELOPMENT

Context: In December 2015, the Federal Government enacted the new Every Student Succeeds Act (ESSA), replacing the No Child Left Behind Act (NCLB). The ESSA will be effective beginning with the 2017-2018 school year. The District will monitor developments related to the implementation of ESSA and share information with the professional staff members and administrators as appropriate. In addition, staff development initiatives will support the implementation of the 2014-2020 District Strategic Plan.

Goal 8: To monitor developments related to the implementation of ESSA while continuing to support implementation of the 2014-2020 District Strategic Plan.

Objective 8.1 To provide staff and administrators with information regarding the implementation of Pennsylvania’s ESSA Plan as available.

Start: July 2017
Complete: Ongoing
Primary Responsibility: Wendy Towle
Support: Nancy Adams, Pat Gately, Oscar Torres

Objective 8.2 To support the staff in integrating opportunities for students to develop a capacity for innovation, creativity and an entrepreneurial spirit.

Start: July 2017
Complete: Ongoing
Primary Responsibility: Wendy Towle
Support: Nancy Adams, Pat Gately, Oscar Torres

Objective 8.3 To support the staff in collaborating to innovate in the classroom, with the artistry of teaching in mind.

Start: July 2017
Complete: Ongoing
Primary Responsibility: Wendy Towle
Support: Nancy Adams, Pat Gately, Oscar Torres

Objective 8.4 To support the staff in developing a culture that promotes personal integrity and social responsibility and a culture of acceptance and respect.

Start: July 2017
Complete: Ongoing
Primary Responsibility: Wendy Towle
Support: Nancy Adams, Pat Gately, Oscar Torres

Objective 8.5 To support staff new to their teaching assignments in delivering high level and innovative core curriculum for all students.

Start: July 2017
Complete: Ongoing
Primary Responsibility: Wendy Towle
Support: Nancy Adams, Pat Gately, Oscar Torres

FACILITIES

Context: During the 2017-2018 school year, the administration will continue to review enrollment patterns and programming needs to ensure that facilities are available to deliver approved programs. The long-range capital plan will be prioritized and implemented with Board approval.

Goal 9: To ensure that District facilities are adequate to deliver both current programs and forecasted new programs for District students.

Objective 9.1 To continue to review building capacity projections from the latest Demographic Study update in order to explore options to ensure the availability of adequate space for the instructional program based on student enrollment patterns and projections as well as changes proposed by the Elementary Redistricting Committee.

Start: September 2017

Complete: December 2018

Primary Responsibility: Wendy Towle

Support: Art McDonnell

Objective 9.2 To develop and present to the Board Facilities Committee a priority list of District facilities needs derived from the District infrastructure report for alignment with District budget development.

Start: September 2017

Complete: December 2017

Primary Responsibility: Art McDonnell

Support: Colm Kelly

Objective 9.3 To complete Board-approved projects designated in the Capital Plan for the 2017-2018 school year and an analysis of the field needs for the opening of the schools in September 2018.

Start: July 2017

Complete: June 30, 2018 with carry-over into summer 2018

Primary Responsibility: Art McDonnell

Support: Colm Kelly

Objective 9.4 To identify and highlight near-term opportunities as well as a long-term plan to promote a sustainable environment and to incorporate additional energy-efficient practices.

Start: September 2017

Complete: June 2018

Primary Responsibility: Art McDonnell

Support: Colm Kelly

HUMAN RESOURCES

Context: The Tredyffrin/Easttown Education Association (TEEA) and the Tredyffrin/Easttown Non-Instructional Group (TENIG) collective bargaining agreements expired on June 30, 2017. The Board approved a new collective bargaining agreement with TENIG on August 7, 2017. The negotiations process with TEEA is continuing. In addition, Act 126 of the Pennsylvania Child Protective Services Law requires all District employees to complete a minimum of three (3) hours of training every five (5) years. All employees were trained in 2013 and training for new employees has been ongoing, however, a large number of District employees will need to be retrained during the 2017-18 school year. Lastly, the District seeks to continue to explore opportunities to staff positions while maintaining compliance with the employer mandate portion of the Affordable Care Act (ACA).

Goal 10: To continue to engage in the negotiations process with TEEA; finalize, implement and communicate information about the new collective bargaining agreements with TENIG and TEEA upon Board approval; maintain compliance with Act 126 of the Pennsylvania Child Protective Services Law; and explore staffing options which allow the District to continue to provide appropriate staffing while adhering to the employer mandate portions of the Affordable Care Act (ACA).

Objective 10.1	To continue to engage in the collective bargaining process with the Tredyffrin/Easttown Education Association (TEEA).
Start:	July 2017
Complete:	June 2018
Primary Responsibility:	Jeanne Pocalyko
Support:	Art McDonnell
Objective 10.2	To create and implement revised procedures related to health care, salary and other compensation and benefits changes which may occur as a result of new collective bargaining agreements with TEEA and TENIG.
Start:	July 2017
Complete:	June 2018
Primary Responsibility:	Jeanne Pocalyko
Support:	Art McDonnell
Objective 10.3	To communicate changes in processes and procedures resulting from renewed collective bargaining agreements with TEEA and TENIG.
Start:	July 2017
Complete:	June 2018

- Primary Responsibility: Jeanne Pocalyko
Support: Building principals
- Objective 10.4 To offer PA Department of Education-approved child abuse recognition and reporting training to all employees in compliance with Act 126 of the Pennsylvania Child Protective Services Law.
Start: July 2017
Complete: June 2018
Primary Responsibility: Jeanne Pocalyko
Support: Building principals
- Objective 10.5 To explore additional staffing opportunities which allow the District to continue to provide appropriate staffing within ACA guidelines.
Start: July 2017
Complete: Ongoing
Primary Responsibility: Jeanne Pocalyko
Support: Chris Groppe
- Objective 10.6 To monitor employee attendance on a monthly basis and continue to offer health care coverage to at least (95) ninety-five percent of full-time employees and their dependents (as defined under the ACA) in order to maintain District compliance with the ACA.
Start: July 2017
Complete: Ongoing
Primary Responsibility: Jeanne Pocalyko
Support: Art McDonnell

Consent VIII, H, 2: Pennsylvania School Board Association (PSBA) Leadership Ballot and PSBA Insurance Trust Board Ballot

VIA: Arthur J. McDonnell, Business Manager/Board Secretary

Action Under Consideration: That the Board of School Directors casts a vote in the Pennsylvania School Board Association Leadership Election in support of the following candidates; (President-Elect) Otto W. Voit III (Muhlenberg SD, Berks Co.), (Vice-President) Eric Wolfgang (Central York SD, York Co.) and (Treasurer) Mike Gossert (Cumberland Valley SD, Cumberland Co.). The Board of School Directors casts a vote for the following open positions on the PSBA Insurance Trust Board: Marianne L. Neel (West Jefferson Hills SD term expires 12/31/20), Michael Faccinetto (Bethlehem Area SD term expires 12/31/20).

The Pennsylvania School Board Association leadership election rules permit only one ballot per school district. If action is approved, the Board Secretary will cast a ballot for the aforementioned candidates on behalf of the Tredyffrin/Easttown Board of School Directors.

IX, Other Recommended Action

Agenda IX, A, 1: Draft Policy 1126: Website Accessibility, First Reading

VIA: Mark Cataldi, Director of Assessment and Accountability

Action Under Consideration: That the Board of School Directors approves the Draft Policy 1126: Website Accessibility, on a first reading basis, as ready for adoption at the next regular meeting.

The Policy Committee has reviewed the draft policy and recommends first reading approval by the full Board. Any revisions with new wording are underlined. Any revisions with deleted wording are indicated by strikethrough.

1. Questions from the Board
2. Comments and/or Questions from Community Members
3. Board Discussion/Deliberation/Action

Website Accessibility

The Superintendent or designee shall develop and implement an accompanying Administrative Regulation designed to ensure that access to the District's publicly accessible website and the information contained therein is in compliance with applicable law.

Agenda IX, A, 2: Revised Policy 4030: Appointment of Employees and Required Certifications, First Reading

VIA: Mark Cataldi, Director of Assessment and Accountability

<p>Action Under Consideration: That the Board of School Directors approves the Revised Policy 4030: Appointment of Employees and Required Certifications, on a first reading basis, as ready for adoption at the next regular meeting.</p>

The Policy Committee has reviewed this draft policy and recommends first reading approval by the full Board. Any revisions with new wording are underlined. Any revisions with deleted wording are indicated by strikethrough.

1. Questions from the Board
2. Comments and/or Questions from Community Members
3. Board Discussion/Deliberation/Action

Appointment of Employees and Required ~~Clearances~~Certifications

Employees of the District shall be appointed upon the recommendation of the Superintendent or designee and approval of the Board. Should a person nominated by the Superintendent or designee be rejected by the Board, the Superintendent or designee shall make another nomination.

The Superintendent is authorized to employ staff without submitting nominations to the Board during the period schools are closed for summer vacation. Such employment shall be within the personnel and budgeting authorization as approved by the Board. The Superintendent or designee shall present such appointments to the Board for confirmation no later than the next regular meeting of the Board after school resumes in the fall.

The Superintendent or designee shall establish procedures to ensure that persons nominated for employment meet all qualifications established by law and by the Board for the type of position for which the nomination is made, including the timely submission of all required child abuse and background ~~clearances~~certifications.

Adopted: September 8, 1969
Revised: May 23, 1994
Revised: September 26, 1995
Revised: January 24, 2000
Revised: October 25, 2004
Revised: September 25, 2006
Revised: February 23, 2015
First Reading: September 25, 2017

Agenda IX, A, 3: Revised Policy 4035: Dress and Appearance, First Reading

VIA: Mark Cataldi, Director of Assessment and Accountability

<p>Action Under Consideration: That the Board of School Directors approves the Revised Policy 4035: Dress and Appearance, on a first reading basis, as ready for adoption at the next regular meeting.</p>

The Policy Committee has reviewed this revised policy and recommends first reading approval by the full Board. Any revisions with new wording are underlined. Any revisions with deleted wording are indicated by strikethrough.

1. Questions from the Board
2. Comments and/or Questions from Community Members
3. Board Discussion/Deliberation/Action

Dress and Appearance

Dress, appearance and good personal hygiene of employees are important for maintaining a positive learning and working environment.

Employees should present themselves in a physically clean, neat, well-groomed, and professional manner. Employees should dress in a manner that is appropriate for each professional's assignment and that is conducive to the educational environment. The Board recognizes that assignments and activities vary between employees and from day to day requiring employees and persons responsible for enforcing this Policy to use common sense and good judgment as to what is appropriate attire.

The requirements of this Policy, as well as those outlined in the accompanying regulations, apply to non-District employed aides and other professionals while performing services to District students or otherwise for the benefit of the District.

The Superintendent or designee shall create and distribute regulations in accordance with this Policy.

Adopted: October 23, 2006
Revised: February 27, 2017
Reviewed: April 20, 2017
First Reading: September 25, 2017

Tredyffrin/Easttown School District

Agenda IX, A, 4: Revised Policy 5436: Reporting Suspected Child Abuse, First Reading

VIA: Mark Cataldi, Director of Assessment and Accountability

Action Under Consideration: That the Board of School Directors approves the Revised Policy 5436: Reporting Suspected Child Abuse, on a first reading basis, as ready for adoption at the next regular meeting.

The Policy Committee has reviewed this revised policy and recommends first reading approval by the full Board. Any revisions with new wording are underlined. Any revisions with deleted wording are indicated by strikethrough.

1. Questions from the Board
2. Comments and/or Questions from Community Members
3. Board Discussion/Deliberation/Action

Reporting Suspected Child Abuse

~~Those school employees, independent contractors, and volunteers who are M~~mandated reporters, as defined in the accompanying Administrative Regulation, must report cases of suspected child abuse as required by law. The Superintendent is authorized to promulgate regulations implementing this Policy and the applicable law.

Adopted: December 5, 1983
Revised: September 26, 1994
Revised: January 24, 2000
Revised: December 7, 2009
Reviewed: January 22, 2013
Reviewed: January 15, 2015
Revised: June 15, 2015
First Reading: September 25, 2017

VIII. Information

Agenda XI, B, 1: International Exchange Students

VIA: Mark Cataldi, Director of Assessment and Accountability

Conestoga High School welcomes the following international exchange students for the 2017-2018 school year.

- One student from Australia – AFS – Full Year
 - One student from Brazil – AFS – Full Year
 - One student from Chile – AFS – Full Year
 - One student from France – AFS – Full Year
 - One student from Germany – AFS – Full Year
-

Agenda XI, B, 2: Additional 2017 Summer Workshop Summary Reports

VIA: Wendy Towle, Director of Curriculum, Instruction, Staff Development and Planning

Below are summary reports for workshops that were conducted this summer to enhance the educational program and to meet strategic plan initiatives.

Meeting the Needs of Gifted Learners:

Dates: August 15, 22

Time: 8:00 a.m. to 1:00 p.m.

Director: John Mull

Participants: Alison Ferriola, Aaron Gutter, Kristen Connelly

Teachers assuming new roles in secondary gifted support were trained in state regulations and district practices surrounding the identification and education of gifted students. Protocols for conducting GIEP meetings and for communicating with students, teachers, administrators and families about gifted student needs were reviewed. Participants examined the full continuum of services available to meet the needs of gifted learners and they reviewed district processes that guide and document the support of gifted learners in T/E.

Meeting the Needs of Gifted Learners - Middle School:

Dates: July 5-6; August 3

Time: 8:00 a.m. to 1:00 p.m.

Director: John Mull

Participants: Irene Clemmer, Muna Elshakhs, Kristi Rickel, Dawn Settle, Kristen Connelly

Participants met to review and revise existing curricular materials for middle school gifted seminars. In addition, teachers designed CORE curriculum extension opportunities that made explicit connections between Leadership and the Social Studies curriculum.

Meeting the Needs of Gifted Learners - High School:

Dates: August 14; August 21-22

Time: 8:00 a.m. to 1:00 p.m.

Director: John Mull

Participants: Casey Hesse, Tricia Ebarvia, John Koenig

Participants met to discuss Innovation at the intersection between disciplines. Resources that highlight the importance of innovation and intersection were reviewed, and teachers developed new learning extension opportunities for gifted students. These new extensions involved the use of asynchronous communication tools and the associated activities that make connections to the AP Capstone course sequence.

Meeting the Needs of Elementary School Gifted Learners:**Dates:** August 14-15**Time:** 8:00 a.m. to 1:00 p.m.**Director:** Stephanie Demming**Participants:** Greta Sharpley, Mary Kay Dunn, Maryelyn Berg, Heather Palmer, Kerry Heim

The elementary school gifted support teachers met this August to draft the fourth grade re-evaluation checklist and the first grade screening checklist. Both processes and documents were updated with new timelines, and procedures were reviewed and confirmed. The teachers drafted and compiled instructional and assessment activities in connection with state standards and district programming. They reviewed and added activities to the "Differentiating Instruction for Gifted Learners" binder and planned for ways to share this information with teachers at each elementary school. Additionally, the teachers designed and documented instructional activities to use for robotics and coding lessons in the Challenge program.

Zones of Regulation – Elementary:**Date:** August 14**Time:** 8:00 a.m. to 1:00 p.m.**Directors:** Katie Parker**Participants:** Peggy Kravitz, Kristen Stern, Kristen Duffy, Eileen Barton, Jennifer Cohle

Participants reviewed the Zones of Regulation curriculum as it is utilized in the Emotional Support program at the elementary level and developed their own usable lessons based on the curriculum. Participants produced/re-produced materials, designed lessons and set a scope of implementation for students.

Elementary Intensive Needs:**Dates:** August 14-15**Time:** 8:00 a.m. to 1:00 p.m.**Director:** Katie Parker**Participants:** Heather Yaeger, Dana Wise, Elizabeth Rath, Erin Gallagher

Participants reviewed the needs of incoming students with Intensive needs (i.e. Life Skills, Autistic Support, Emotional Support, and Supplemental Kindergarten) to enhance programming. Participants reviewed existing curriculum for intensive needs students to determine whether additional resources are needed.

French 3 and 4 Curriculum:**Dates:** August 15, 22**Time:** 8:00 a.m. to 1:00 p.m.**Director:** Oscar Torres, Jr.**Participants:** Jamie Cappelletti, Alice DeBu, Catie McKee

Participants in this workshop focused on reviewing the curriculum sequence used during the 2016-2017 school year and the progression of key unit thematic concepts. Participants evaluated the use of various classroom activities to support unit progression and they revised the 2017-2018 scope and sequence.